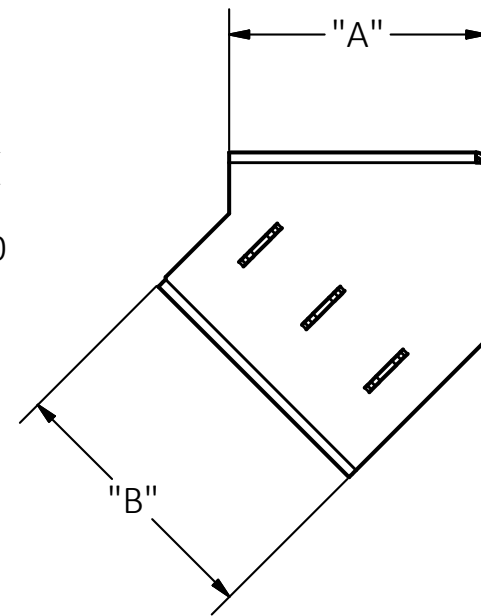
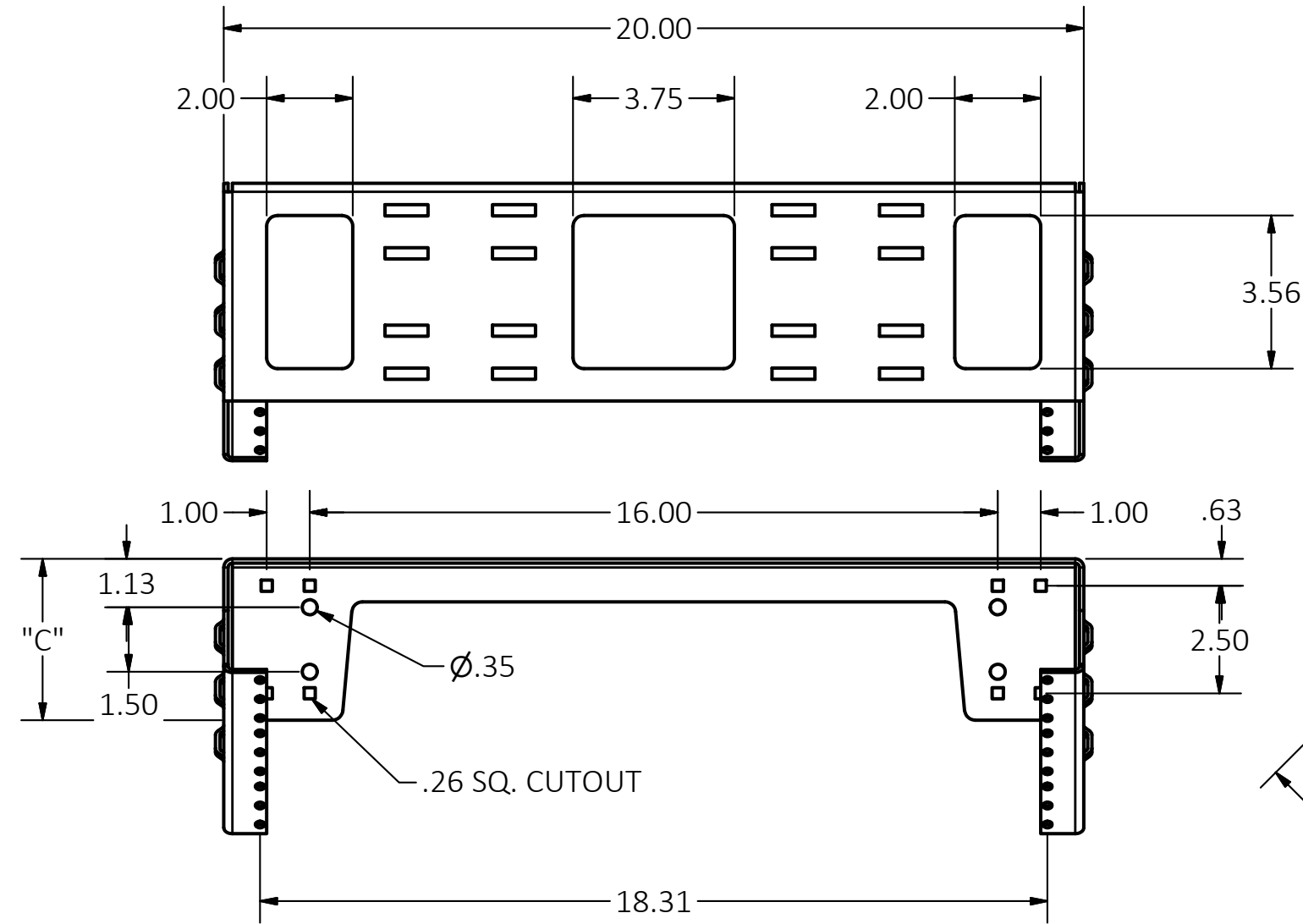
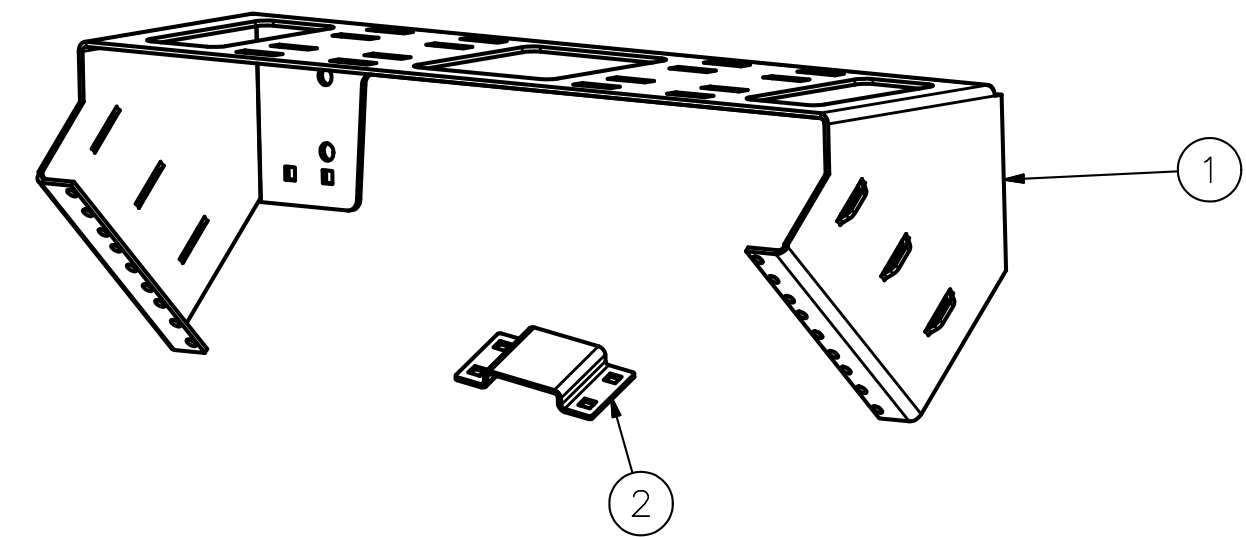
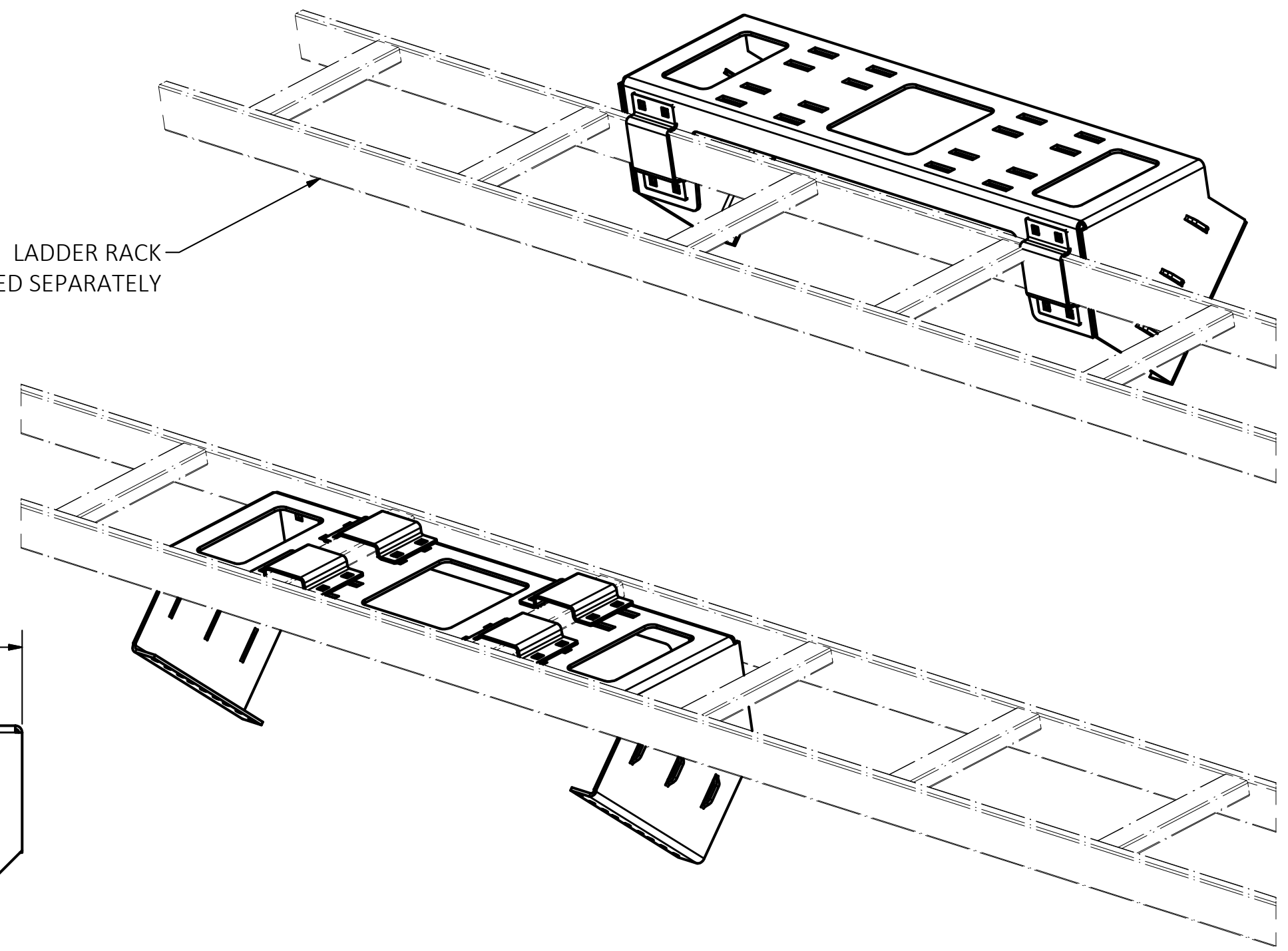


CATALOG NO.	DESCRIPTION	"A" DEPTH	FLANGE HEIGHT "B"	WALL HEIGHT "C"
TBA2	2U LADDER BRACKET	5.06	3.54	3.75
TBA3	3U LADDER BRACKET	5.06	5.30	3.75
TBA4	4U LADDER BRACKET	6.75	7.07	4.50



LADDER RACK
PURCHASED SEPARATELY



NOTES:

1. SURFACE FINISH: BLACK POWDER COAT
2. SPECIFICATIONS SUBJECT TO CHANGE WITHOUT NOTICE.

ITEM	DESCRIPTION	MATERIAL	QTY
1	19" ANGLED BRACKET	ALUMINUM	1
2	MOUNTING BRACKET	CRS	4
3	1/4-20 X 5/8 CARRAIGE BOLT	STEEL	16
4	1/4-20 LOCK NUT	STEEL	16

DIMENSIONING AND TOLERANCE PER ANSI Y14.5M-1982 UNLESS OTHERWISE SPECIFIED, DIMENSIONS ARE IN INCHES (MM). TOLERANCES: .XX = ±.01 (.25) .XXX = ±.005 (.127) .XXXX = ±.0025 (.0635) ANGLE TOL ±1°

Created on INVENTOR

IN ACCEPTING OUR DRAWINGS, BLUEPRINTS, OR SUPPORTING DOCUMENTATION FOR QUOTATION OR OTHER PURPOSES, YOU AGREE NOT TO DISCLOSE TO OTHERS THE IDEAS, INFORMATION, OR DESIGNS SHOWN HEREIN, AND THAT YOU WILL MAKE NO USE OF SAME WITHOUT PERMISSION


PROJECT REFERENCE:
038-18

MATERIAL:
SEE NOTES

DRAWN BY:
MABBY 09/07/18

CHECKED BY:

APPROVED BY:



Hubbell Premise Wiring
HUBBELL INCORPORATED (Delaware)
23 CLARA DRIVE, SUITE 103 MYSTIC, CT 06355

TITLE:
LADDER/WALL MOUNTING BRACKET

SIZE: C DRAWING NO. HWS14827C REV. 2

SCALE: N/A SHEET 1 OF 1

REV.	ECN	DATE	DESCRIPTION	CHG BY	APPD BY
2	23753	01/08/19	UPDATED HARDWARE CALLOUT	MMA	DO