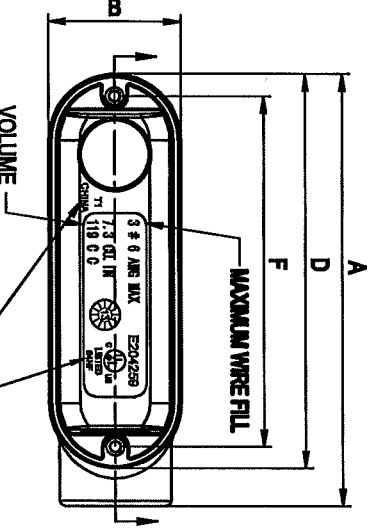



TRADE SIZE	CATALOG NUMBER	A	B	C	D	F	G TAPPED HOLES	NPT THREAD	H NOSE TURNS TO DISENGAGE PLUG GAGES	THROAT DIA	VOLUME	MAXIMUM WIRE FILL
1/2"	LB050	4.31	1.34	2.09	3.90	3.500	#6-32UNC-2B	1/2-14NPT	9.25 MAX 5 MIN	0.612 15.54	4.3 CULIN 70 CC	
3/4"	LB075	5.08	1.59	2.39	4.63	4.125	#6-32UNC-2B	3/4-14NPT	9.25 MAX 5.25 MIN	0.914 20.69	7.3 CULIN 119 CC	3 # 6 AWG MAX
1"	LB100	5.82	1.82	2.78	5.36	4.830	#6-32UNC-2B	1-11/2NPT	9.5 MAX 5.25 MIN	1.039 26.39	12.0 CULIN 186 CC	3 # 4 AWG MAX
1-1/4"	LB125	7.82	2.51	3.52	7.24	6.500	#12-24UNC-2B	1-1/4-11/2NPT	9.75 MAX 5.5 MIN	1.370 34.80	32.3 CULIN 529 CC	3 # 2 AWG MAX
1-1/2"	LB150	7.82	2.51	3.52	7.24	6.500	#12-24UNC-2B	1-1/2-11/2NPT	5.5 MIN 10 MAX	1.600 40.64	34.2 CULIN 560 CC	3 # 2 AWG MAX
2"	LB200	10.05	3.19	4.51	9.49	8.210	#12-24UNC-2B	2-11/2NPT	5.75 MIN 10 MAX	2.057 52.25	71.4 CULIN 1170 CC	3 # 20 MAX
2-1/2"	LB250	12.83	4.49	5.31	12.20	11.250	#5/16UNC-2B	2-1/2-9NPT	6 MIN 11 MAX	2.459 62.49	157.4 CULIN 2579 CC	3 # 40 MAX
3"	LB300	12.83	4.49	5.31	12.20	11.250	#5/16UNC-2B	3-9NPT	6.75 MIN 11.5 MAX	3.058 77.67	179.8 CULIN 2946 CC	3 # 250 MAX
3-1/2"	LB350	15.65	5.55	7.09	15.0	13.687	#3/8UNC-2B	3-1/2-9NPT	7.25 MIN 11.75 MAX	3.598 89.89	323.0 CULIN 5293 CC	3 # 250 MAX
4"	LB400	15.65	5.55	7.09	15.0	13.687	#3/8UNC-2B	4-9NPT	7.25 MIN	4.016 102.01	323.0 CULIN 5293 CC	3 # 250 MAX

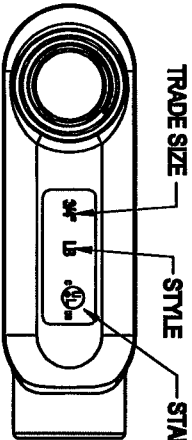
NOTE:
 1.0. WALL THICKNESS MUST BE MINIMUM .094(2.4)
 2.0. POWDER-COAT GRAY INSIDE AND OUTSIDE.
 3.0. MARKINGS TO BE 0.18(4.5) - 0.31(5.8) HIGH,
 RAISED 0.01(0.25)-0.02(0.509).

ROUND CORNERS,
 NO BURRS
 AROUND THROAT.

DETAIL 1



the lettering in red is existed only
 in size 1/2", 3/4" and 1"



BOTTOM OF PART

