

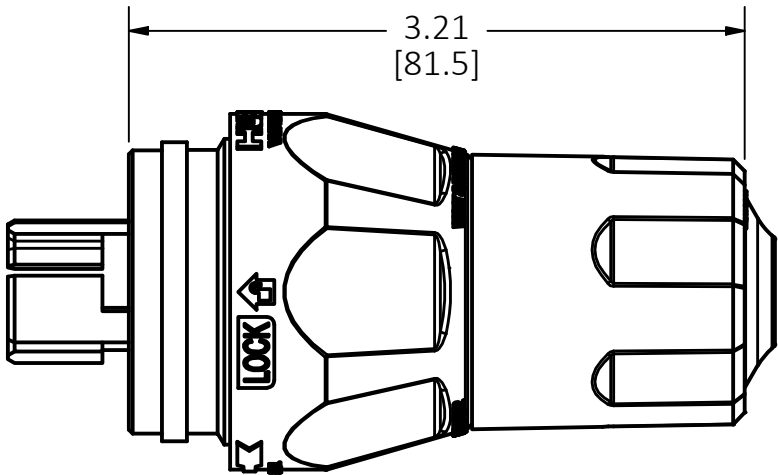
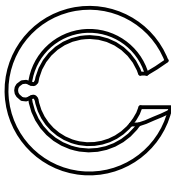
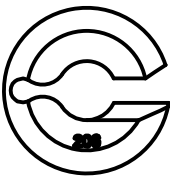


Ø1.85
[Ø47.1]



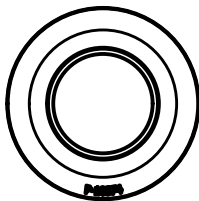
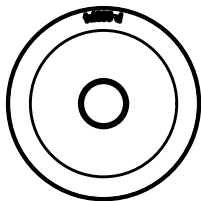
BUSHINGS




WHITE

BROWN

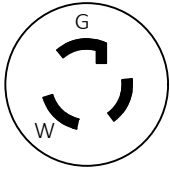
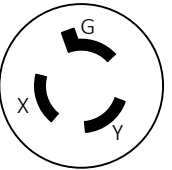
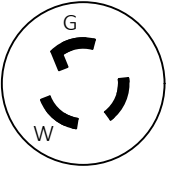
GOTCHA RINGS



CONE SEALS



CATALOG NO. HBL24W34
(NOT SHOWN TO SCALE)

CATALOG NO.	HBL24W47A	HBL24W49	HBL24W34
NEMA CONFIG	 L5-15P	 L6-15P	 L7-15P
RATING	15A, 125V	15A, 250V	15A, 277V
POLES/WIRES	2P/3W GROUNDING	2P/3W GROUNDING	2P/3W GROUNDING

NOTES:

- DIMENSIONS SHOWN ARE TYPICAL. DIMENSION UNITS: INCHES [mm].
- DEVICES ARE UL LISTED PER UL 498.
- DEVICES ARE CSA CERTIFIED PER CSA C22.2 NO.42.
- DEVICES ARE UL VERIFIED WITH THE CONSTRUCTION & PERFORMANCE REQUIREMENTS OF FEDERAL SPECIFICATION W-C-596H.
- TWO STRAIN RELIEF BUSHINGS ACCOMMODATE ROUND CORD TYPES S & SJ:
16/3 SJ, 16/3 S, 14/3 S, 12/3 S
- CERTAIN DEVICES AVAILABLE IN BLACK.
- THIS PRODUCT HAS BEEN TESTED TO NEMA ENCLOSURE TYPES 3R, 3RX, 4, 4X, 6, 6P, 12 & IEC CLASSIFICATION IP67 WHEN MATED WITH AN EQUIVALENT RATED WATERTIGHT DEVICE.

WARNING! RISK OF ELECTRIC SHOCK. DO NOT SUBMERGE.
THE ENCLOSURE RATINGS 6, 6P & IP67 OF THIS PRODUCT ARE ONLY INTENDED TO DEMONSTRATE SUPERIOR RESISTANCE TO WATER INGRESS AND NOT FOR SUBMERSION.

LIST OF PARTS


DESCRIPTION	MATERIAL	FINISH
PLUG FACE	NYLON	WHITE
TERMINAL COVER	POLYCARB.	CLEAR
BLADES	BRASS	NICKEL
TERMINAL SCREWS	BRASS	NONE/NICKEL/ GREEN
ASSEMBLY SCREWS	SS	
SHELL BODY	TPE	YELLOW/BLACK
SHELL INSERT	NYLON	NATURAL
NUT	PBT	GRAY/BLACK
BUSHINGS	ELASTOMER	BLACK
GOTCHA RING	NYLON	
CONE SEAL	ELASTOMER	BLACK

4	REDRAWN IN INVENTOR, REVISED NOTES AND PART IMAGES PER ECN 241209044470 AMS	DL	12/11/24
---	--------------------------------------------------------------------------------------	----	----------

REV	DESCRIPTION	APP	DATE
-----	-------------	-----	------

THE DESIGN AND DIMENSIONS OF THE
PRODUCT SHOWN ON THIS DRAWING ARE
SUBJECT TO CHANGE WITHOUT NOTICE.
DIMENSIONS ARE IN INCHES [mm].

TITLE
WATERTIGHT PLUGS CUSTOMER
DRAWING

 WIRING DEVICE-KELLEMS
HUBBELL INCORPORATED
SHELTON, CT

TOLERANCES UNLESS OTHERWISE SPECIFIED .XX = ± .01 .XXX = ± .005 ANGLE TOL. ±2°	DR. BY AMS	SCALE 1 : 1
	CHK. BY DL	DATE 11/25/24