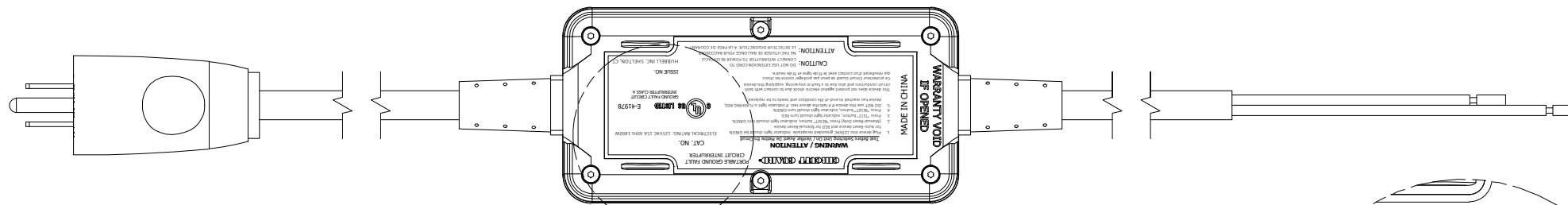
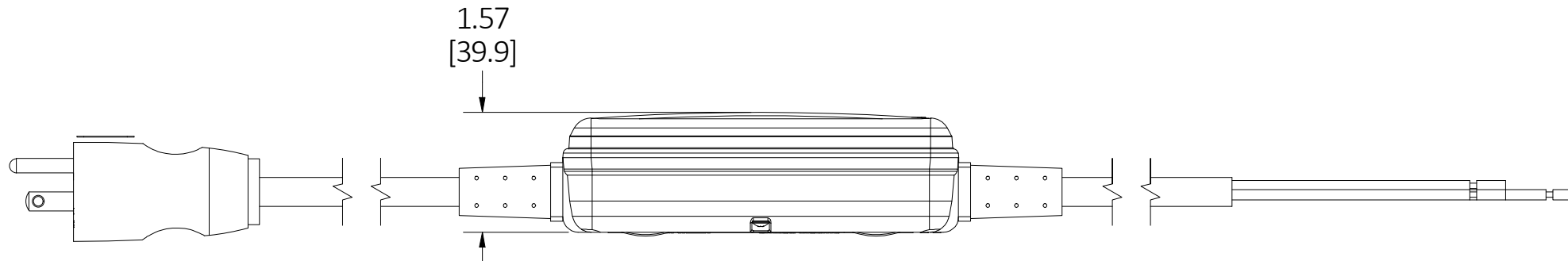
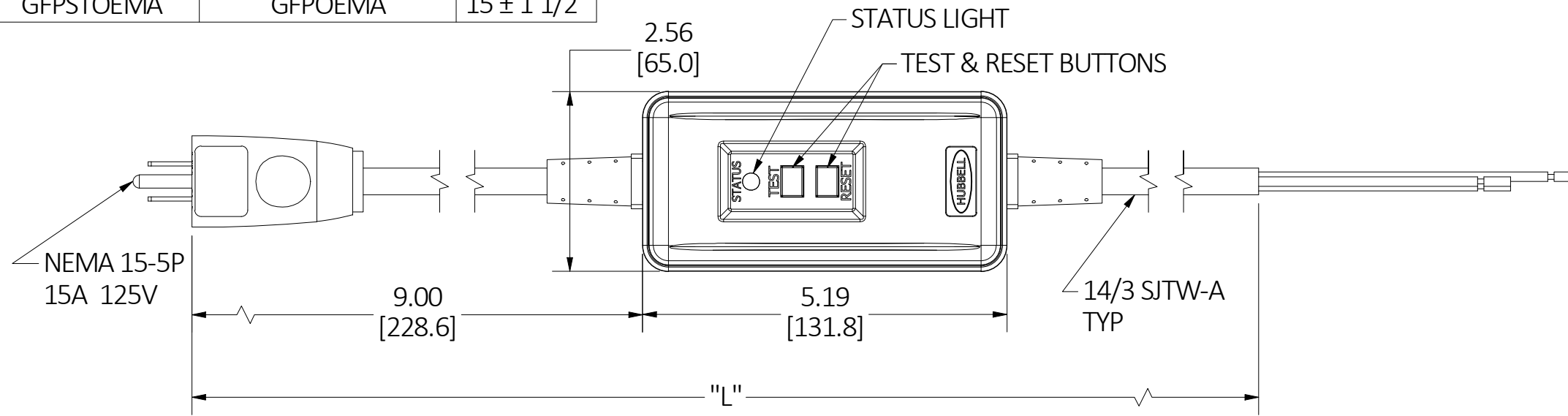


AM/PD CAT. NO.	NON-AM/PD CAT NO.	"L"
GFPSTOEMM	GFPOEMM	15'± 1 1/2"
GFPSTOEMA	GFPOEMA	15'± 1 1/2"

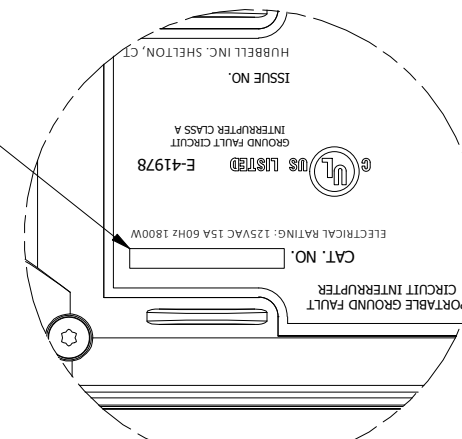
M-13993

2



DETAIL A

CAT. NO. LOCATED APPROX. AS SHOWN



DETAIL A  
SCALE 1 : 1

NOTES: (UNLESS OTHERWISE SPECIFIED)

- NON-AM/PD CAT. NOS CAN NO LONGER BE MANUFACTURED PER UL MANDATE, WHICH REQUIRES AUTO MONITORING/POWER DENIAL FUNCTIONALITY.
- VIEWS SHOWN ONLY REPRESENT THE AM/PD CAT. NOS.
- REFER TO INSTRUCTION SHEET FOR STATUS INDICATIONS AND SAFETY INFORMATION.

LIST OF PARTS

DESCRIPTION	MATERIAL	FINISH
HOUSING	U.V. STABLE PLASTIC	
SWITCH BUTTONS	RUBBER	
PLUG	ELASTOMERIC PLASTIC	
TERMINALS	BRASS	

DIMENSION SHEET FOR CAT. NO. SEE TABLE

2	UPDATED VIEWS WITH AM/PD DESIGN; ADDED "AM/PD CAT NO." COLUMN TO TABLE; "OLD CAT NO." WAS "NON-AM/PD CAT NO."; ADDED NOTES, BACK VIEW & DETAIL A PER DCN 210720010432 AD	KP	8/9/2021
1	RELEASED PER DCN 24216 SRM	KP	9/26/2018
REV	DESCRIPTION	APP	DATE

THE DESIGN AND DIMENSIONS OF THE PRODUCT SHOWN ON THIS DRAWING ARE SUBJECT TO CHANGE WITHOUT NOTICE. DIMENSIONS ARE IN INCHES [mm].

TITLE  
CUSTOMER DWG, AM/PD IN-LINE GFCI



WIRING DEVICE-KELLEMS  
HUBBELL INCORPORATED  
SHELTON, CT

TOLERANCES UNLESS OTHERWISE SPECIFIED .XX = ± .01 .XXX = ± .005 ANGLE TOL. ±2'	DR. BY SRM CHK. BY	SCALE 1 / 2 DATE 9/26/2018
---	-----------------------	-------------------------------