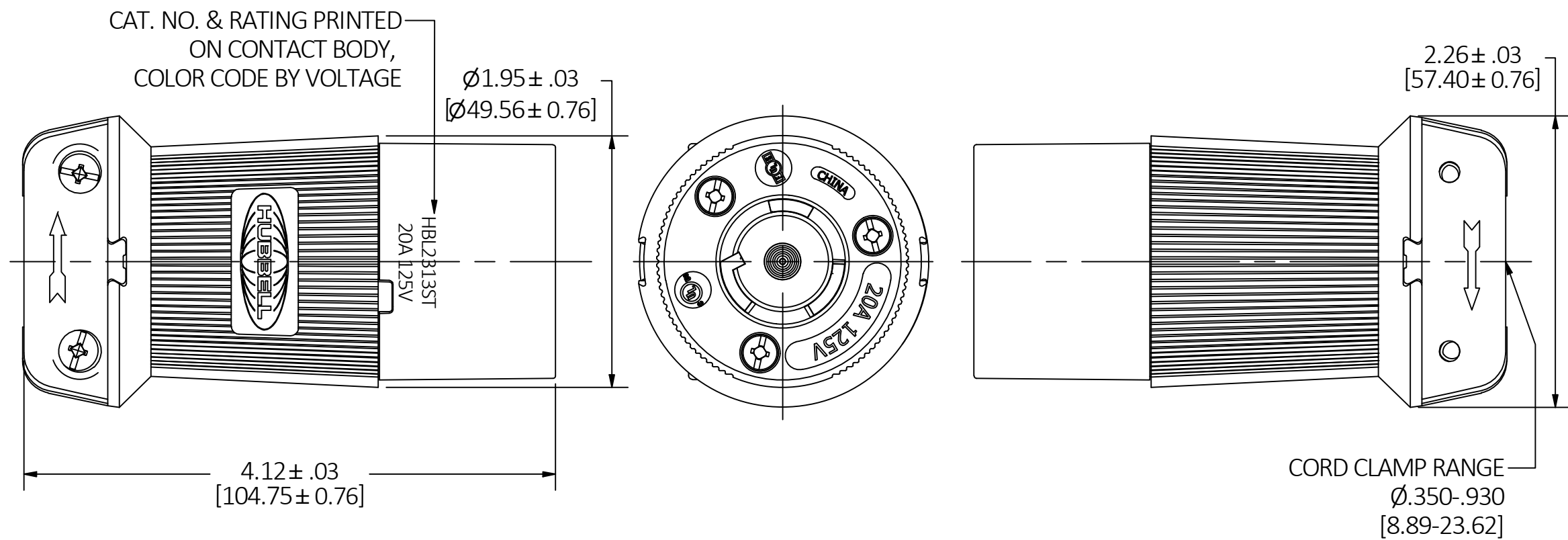


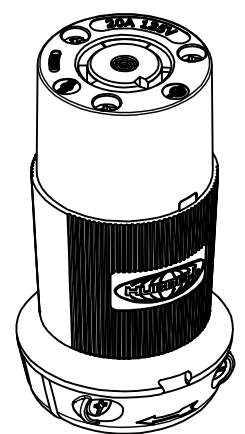
M-14330

1



LIST OF PARTS		
DESCRIPTION	MATERIAL	FINISH
CONTACT BODY	NYLON	NATURAL
COVER	NYLON	BLACK
CORD CLAMP	NYLON	NATURAL
CONTACTS	COPPER ALLOY	
RETAINER	NYLON	BLACK
SPRING	STAINLESS STEEL	
PLUNGER	NYLON	
ASSEMBLY FASTENERS	STEEL	ZINC PLATE
CORD CLAMP INSERTS	NYLON	BLACK
ISOLATOR	NYLON	BLACK
DUST SHIELD	TPE	BLACK

DIMENSION SHEET FOR CAT. NO. SEE TABLE



CAT. NO. HBL2313ST
(NOT SHOWN TO SCALE)

NEMA NO.	RATING	POLE/WIRE	CAT. NO.	CONTACTS CONFIGURATION	VOLTAGE COLOR CODE
L5-20R	125V	2P/3W GROUNDING	HBL2313ST		YELLOW
L6-20R	250V	2P/3W GROUNDING	HBL2323ST		BLUE
L7-20R	277VAC	2P/3W GROUNDING	HBL2333ST		GRAY
L8-20R	480VAC	2P/3W GROUNDING	HBL2343ST		RED

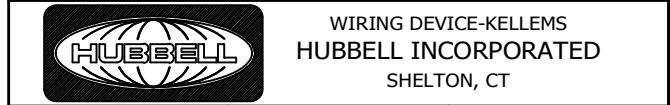
NOTES (UNLESS OTHERWISE SPECIFIED):

1. DIMENSIONS ARE IN INCHES [mm].
2. ALL DEVICES ARE cULus LISTED & FED SPEC.
3. CORD TYPES: S & SJ, ROUND CORD ONLY
4. WIRE TERMINAL ACCOMODATION: 14AWG - 8AWG STRANDED COPPER WIRE ONLY
5. CONDUCTOR STRIP LENGTH: 3/4" (19mm).
6. ASSEMBLY SCREWS ARE PHILLIPS/SLOTTED/ROBERTSON HEAD.
7. CATALOG NUMBERS & RATING ARE PAD PRINTED ON THE SIDE OF THE DEVICE, COLOR CODED BY VOLTAGE.

1	INITIAL RELEASE PER DCN 220304017679 AM	RGP	2/22/22
REV	DESCRIPTION	APP	DATE

THE DESIGN AND DIMENSIONS OF THE PRODUCT SHOWN ON THIS DRAWING ARE SUBJECT TO CHANGE WITHOUT NOTICE. DIMENSIONS ARE IN INCHES [mm].

TITLE
3-WIRE SCREWLESS TERMINATION CONNECTOR



TOLERANCES UNLESS OTHERWISE SPECIFIED .XX = ± .01 .XXX = ± .005 ANGLE TOL. ±2'	DR. BY AM	SCALE 1 : 1
	CHK. BY RGP	DATE 2/22/22

B

M-14330

1