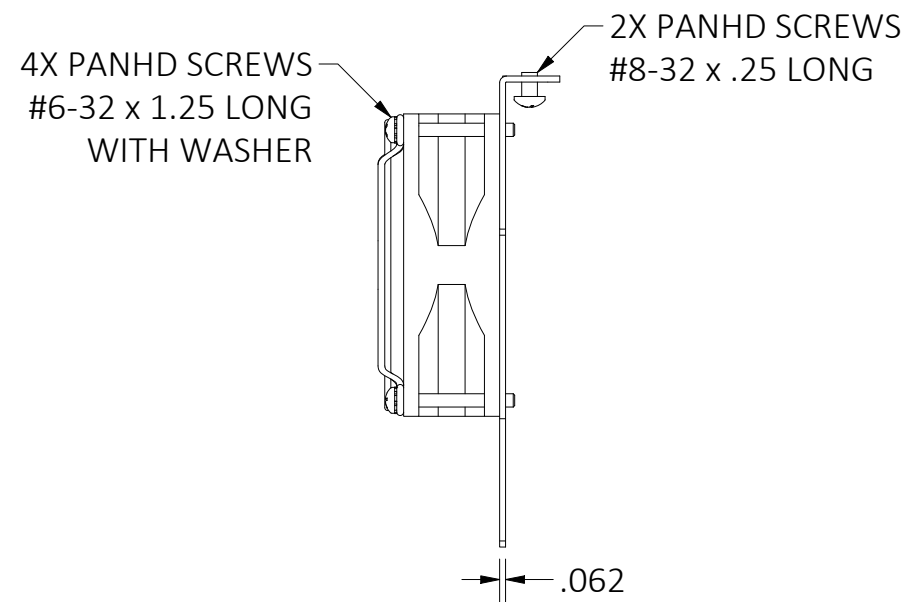
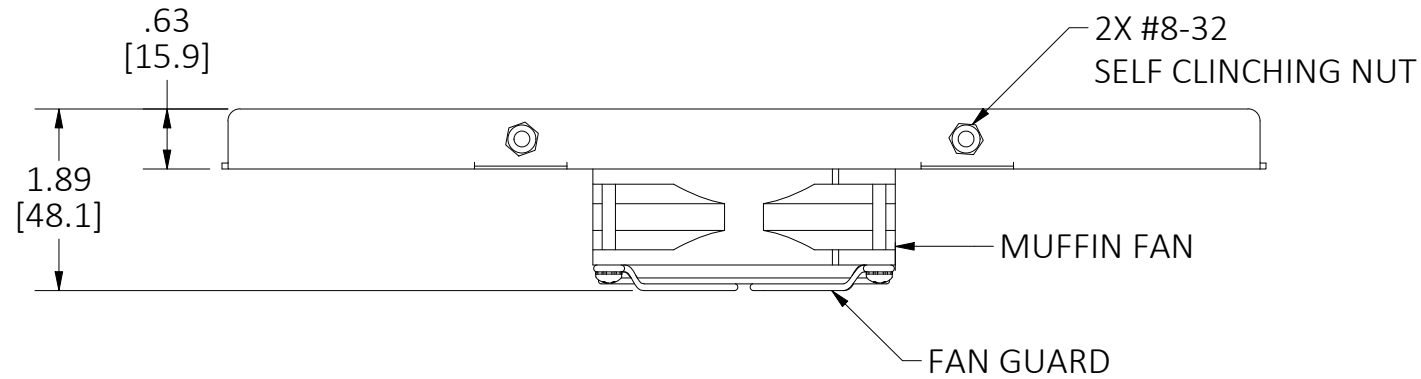
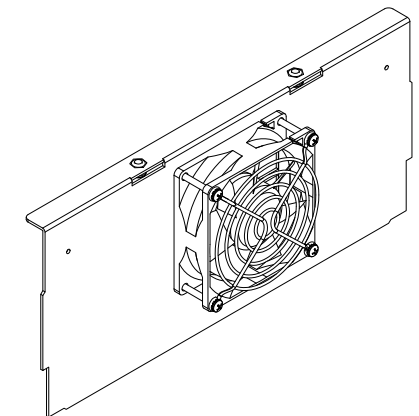


M-14496

1



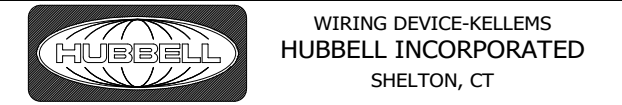
LIST OF PARTS		
DESCRIPTION	MATERIAL	FINISH
FAN MOUNTING PANEL	ALUMINUM	NONE
MUFFIN FAN	N/A	N/A
FAN GUARD	STEEL	CHROME
MOUNTING SCREWS	STEEL	ZINC
CABLE CLAMP	NYLON	N/A
5' POWER CABLE WITH PLUG & CONNECTOR	N/A	N/A



1	DRAWING RELEASE PER EC 230412029420 TRS	SW	04/11/23
REV	DESCRIPTION	APP	DATE

THE DESIGN AND DIMENSIONS OF THE PRODUCT SHOWN ON THIS DRAWING ARE SUBJECT TO CHANGE WITHOUT NOTICE. DIMENSIONS ARE IN INCHES [mm].

TITLE
HRCB12 FAN KIT



TOLERANCES UNLESS OTHERWISE SPECIFIED .XX = ± .01 .XXX = ± .005 ANGLE TOL. ±2'	DR. BY VKK/TS	SCALE 1 : 2
	CHK. BY SW	DATE 12/29/21

NOTES:

1. ALL DIMENSIONS ARE IN INCHES AND [MILLIMETERS].
2. COMPATIBLE WITH HRCB12WHT & HRCB12PWHT RECESSED CEILING BOX, 1' X 2', WHT.
3. REFERENCE INSTALLATION INSTRUCTION PD-3036.