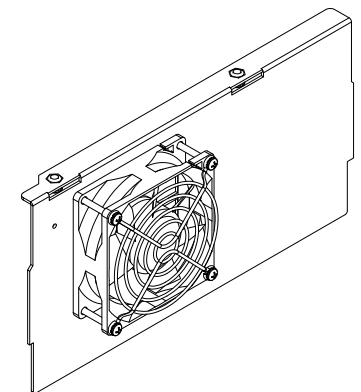
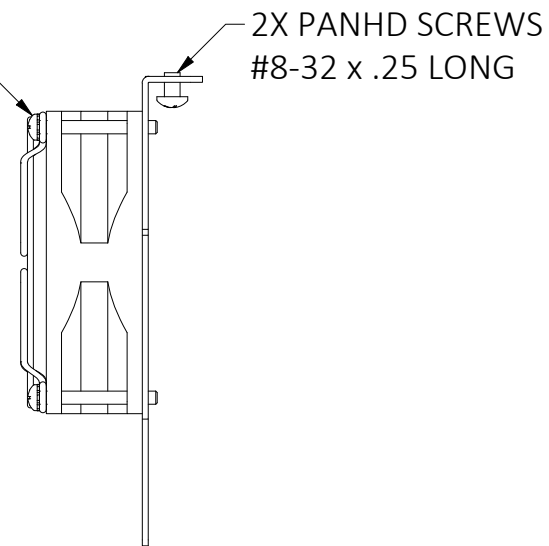
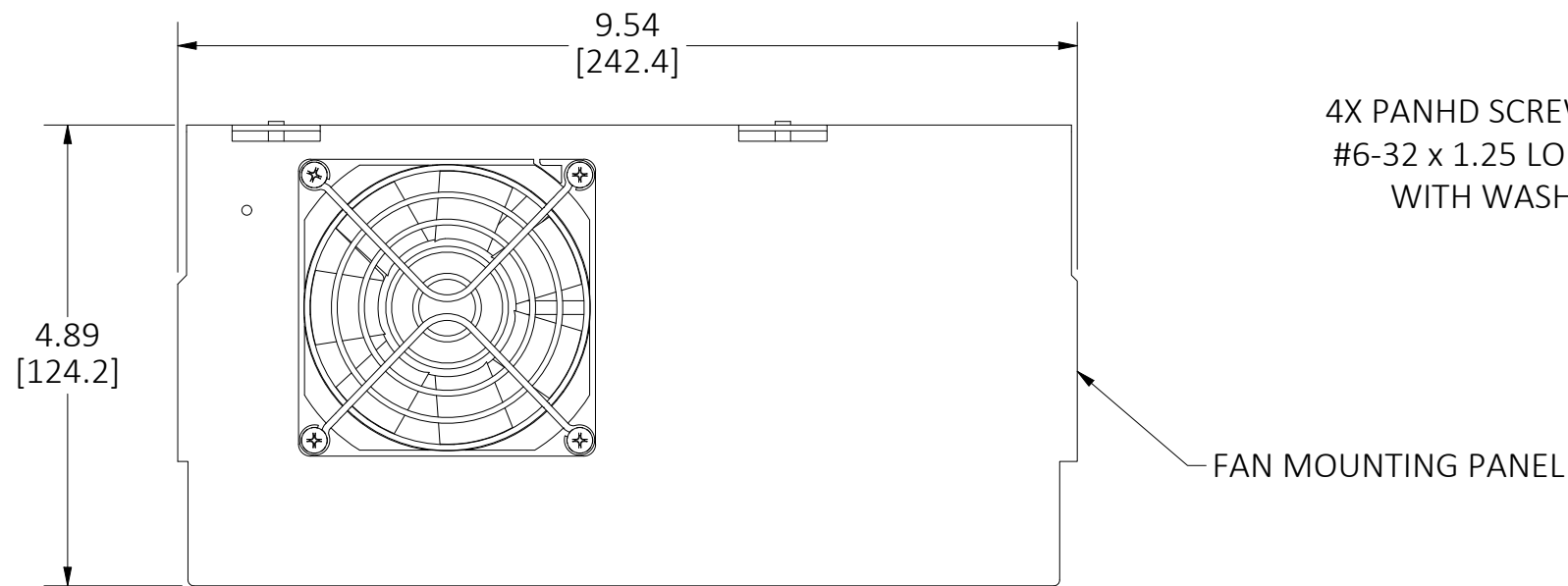
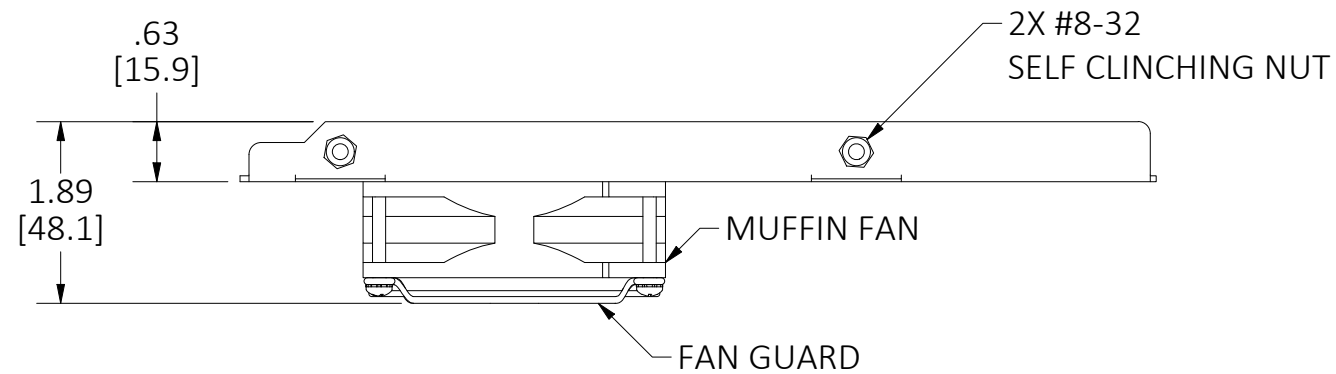


M-14497

1



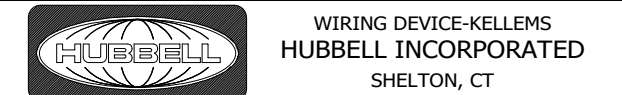
ISOMETRIC VIEW

LIST OF PARTS		
DESCRIPTION	MATERIAL	FINISH
FAN MOUNTING PANEL	ALUMINUM	NONE
FAN GUARD	STEEL	CHROME
MUFFIN FAN	N/A	N/A
MOUNTING SCREWS	STEEL	ZINC
CABLE CLAMP	NYLON	N/A
5' POWER CABLE WITH PLUG AND CONNECTOR	N/A	N/A

1	DRAWING RELEASE PER EC 230412029420 TRS	SW	04/11/23
REV	DESCRIPTION	APP	DATE

THE DESIGN AND DIMENSIONS OF THE PRODUCT SHOWN ON THIS DRAWING ARE SUBJECT TO CHANGE WITHOUT NOTICE. DIMENSIONS ARE IN INCHES [mm].

TITLE	HRCB22 FAN KIT
-------	----------------



TOLERANCES UNLESS OTHERWISE SPECIFIED .XX = ± .01 .XXX = ± .005 ANGLE TOL. ±2'	DR. BY VKK/TS CHK. BY SW	SCALE 1 : 2 DATE 12/29/21
---	-----------------------------	------------------------------

NOTES:

1. ALL DIMENSIONS ARE IN INCHES AND [MILLIMETERS].
2. COMPATIBLE WITH HRCB22WHT & HRCB22PWHT RECESSED CEILING BOX, 2' X 2', WHT.
3. REFERENCE INSTALLATION INSTRUCTION PD-3037.