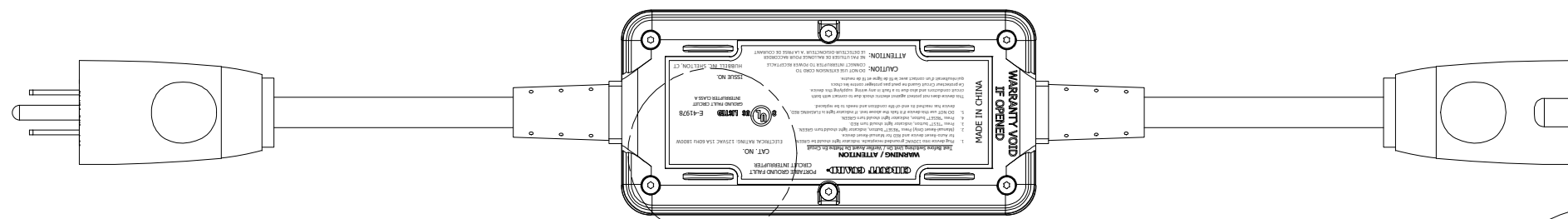
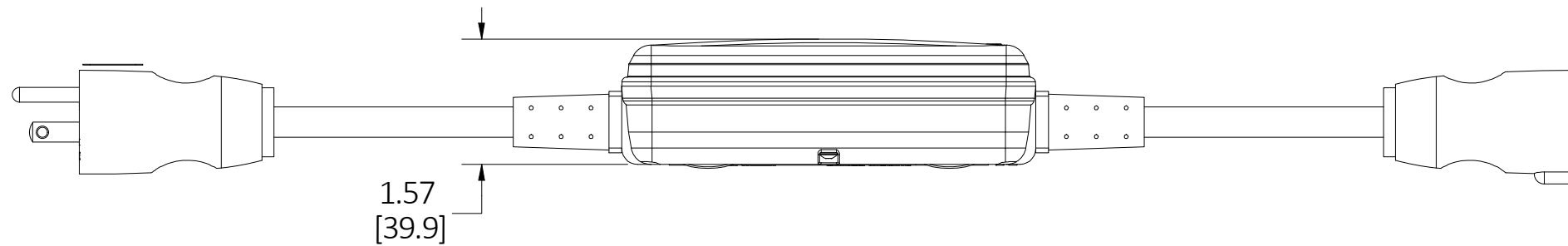
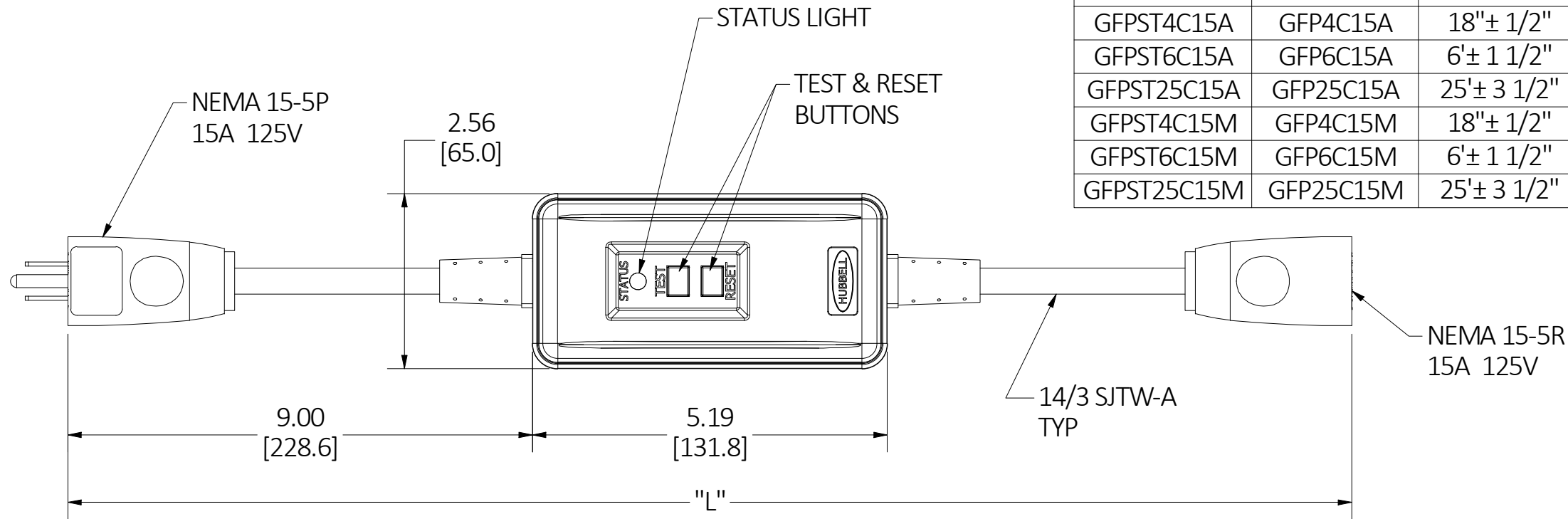


M-7111

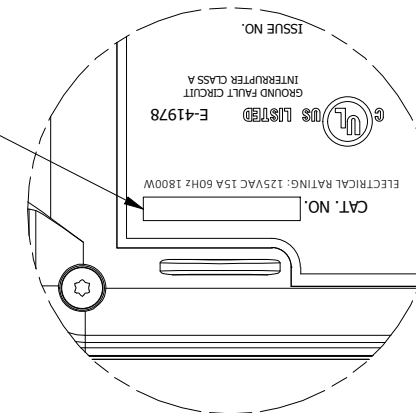
4

AM/PD CAT.NO.	NON-AM/PD CAT. NO.	"L"
GFPST4C15A	GFP4C15A	18"± 1/2"
GFPST6C15A	GFP6C15A	6'± 1 1/2"
GFPST25C15A	GFP25C15A	25'± 3 1/2"
GFPST4C15M	GFP4C15M	18"± 1/2"
GFPST6C15M	GFP6C15M	6'± 1 1/2"
GFPST25C15M	GFP25C15M	25'± 3 1/2"



DETAIL A

CAT. NO. LOCATED APPROX. AS SHOWN



DETAIL A
SCALE 1 : 1

NOTES: (UNLESS OTHERWISE SPECIFIED)

1. NON-AM/PD CAT. NOS CAN NO LONGER BE MANUFACTURED PER UL MANDATE, WHICH REQUIRES AUTO MONITORING/POWER DENIAL FUNCTIONALITY.
2. VIEWS SHOWN ONLY REPRESENT THE AM/PD CAT. NOS.
3. REFER TO INSTRUCTION SHEET FOR STATUS INDICATIONS AND SAFETY INFORMATION.

LIST OF PARTS

DESCRIPTION	MATERIAL	FINISH
HOUSING	U.V. STABLE PLASTIC	
PLUG & CONNECTOR	PLASTIC	
SWITCH BUTTONS	RUBBER	
TERMINALS	BRASS	

REV	DESCRIPTION	APP	DATE
4	UPDATED VIEWS WITH AM/PD DESIGN; ADDED "AM/PD CAT NO." COLUMN TO TABLE; "OLD CAT NO." WAS "NON-AM/PD CAT NO."; ADDED NOTES, BACK VIEW & DETAIL A PER DCN 210720010432 AD	KP	8/4/21
3	REMODELED AND REDRAWN IN INVENTOR PER DCN 24216 SRM	KP	9/25/18
2	ADDED GFP4C15M,GFP6C15M,GF P25C15M & mm DIMENSIONS, INDICATOR LIGHT, TEST & RESET BUTTONS & COLOR YELLOW TO TITLE. PER DCN 10663	TJV	2-28-03
1	RELEASED PER DCN #1742 RCM	WES	2/3/93

THE DESIGN AND DIMENSIONS OF THE PRODUCT SHOWN ON THIS DRAWING ARE SUBJECT TO CHANGE WITHOUT NOTICE. DIMENSIONS ARE IN INCHES [mm].

TITLE
CUSTOMER DWG, AM/PD IN-LINE GFCI



WIRING DEVICE-KELLEMS
HUBBELL INCORPORATED
SHELTON, CT

TOLERANCES UNLESS OTHERWISE SPECIFIED .XX = ± .01 .XXX = ± .005 ANGLE TOL. ±2'	DR. BY RCM CHK. BY WES	SCALE 1 / 2 DATE 2/2/93
---	---------------------------	----------------------------

DIMENSION SHEET FOR CAT. NO. SEE TABLE

B

M-7111

4