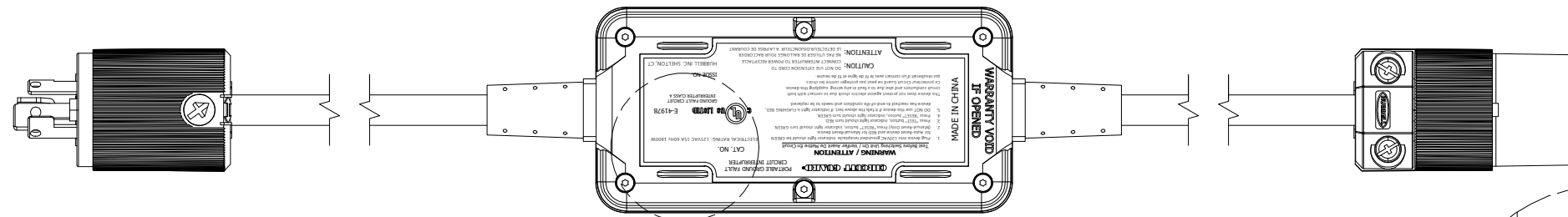
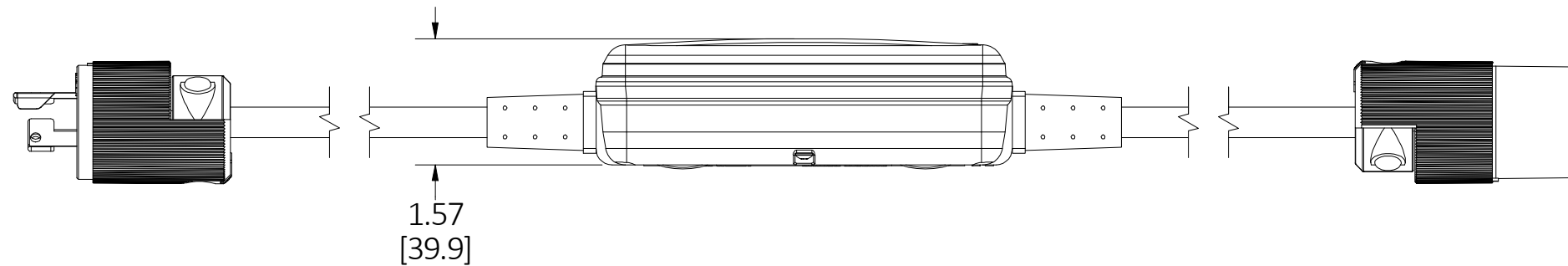
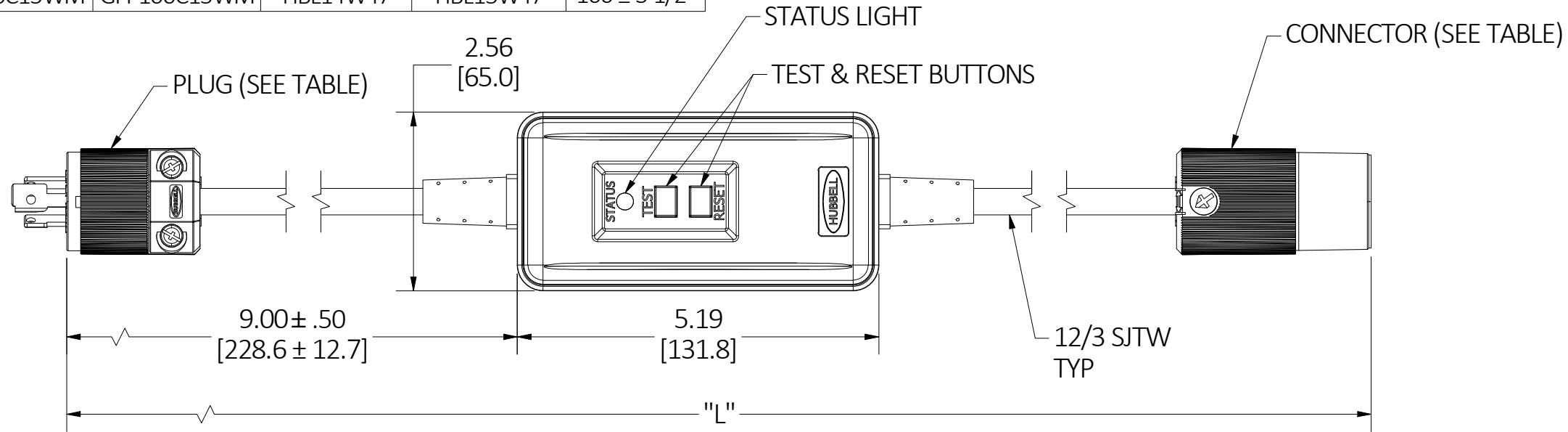


M-8210

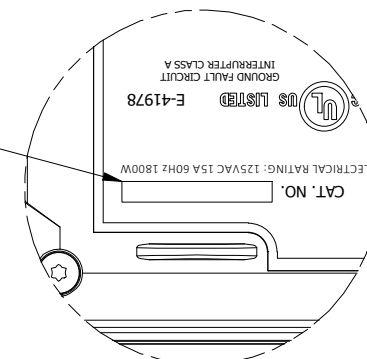
4

AM/PD CAT.NO.	NON-AM/PD CAT NO.	PLUG	CONNECTOR	"L"
GFPST3C20M	GFP3C20M	HBL53CM66C	HBL53CM69C	3'± 1/2"
GFPST3C15MTL	GFP3C15MTL	HBL47CM20C	HBL47CM29C	3'± 1/2"
GFPST3C20MTL	GFP3C20MTL	HBL23CM11	HBL23CM13	3'± 1/2"
GFPST50C15WM	GFP50C15WM	HBL14W47	HBL15W47	50'± 3 1/2"
GFPST100C15WM	GFP100C15WM	HBL14W47	HBL15W47	100'± 3 1/2"



DETAIL A

CAT. NO. LOCATED APPROX. AS SHOWN



DETAIL A
SCALE 1 : 1

NOTES: (UNLESS OTHERWISE SPECIFIED)

1. NON-AM/PD CAT. NOS CAN NO LONGER BE MANUFACTURED PER UL MANDATE, WHICH REQUIRES AUTO MONITORING/POWER DENIAL FUNCTIONALITY.
2. VIEWS SHOWN ONLY REPRESENT THE AM/PD CAT. NOS.
3. REFER TO INSTRUCTION SHEET FOR STATUS INDICATIONS AND SAFETY INFORMATION.

LIST OF PARTS

DESCRIPTION	MATERIAL	FINISH
HOUSING	U.V. STABLE PLASTIC	
SWITCH BUTTONS	RUBBER	
TERMINALS	BRASS	

DIMENSION SHEET FOR CAT. NO. SEE TABLE

4	UPDATED VIEWS WITH AM/PD DESIGN; ADDED "AM/PD CAT NO." COLUMN TO TABLE; "OLD CAT NO." WAS "NON-AM/PD CAT NO."; ADDED NOTES, BACK VIEW & DETAIL A PER DCN 210720010432 AD	KP	8/4/21
3	REMODELED AND REDRAWN IN INVENTOR ; ADDED CAT NO.S GFP50C15WM , GFP100C15WM AND "L" VALUES TO THE TABLE PER DCN 24216 SRM	KP	9/26/18
2	ADDED DUAL DIMENSIONS: IN TABLE, ADDED "HBL" TO PLUG AND CONNECTOR CAT.NO.'S;ADDED NOTE1;DRAWING TITLE WAS 'CUSTOMER DWG IN-LINE GFCI'; PER DCN #8862. JMN	TCM	12/12/01

REV	DESCRIPTION	APP	DATE
-----	-------------	-----	------

THE DESIGN AND DIMENSIONS OF THE PRODUCT SHOWN ON THIS DRAWING ARE SUBJECT TO CHANGE WITHOUT NOTICE. DIMENSIONS ARE IN INCHES [mm].

TITLE
CUSTOMER DWG, AM/PD IN-LINE GFCI



WIRING DEVICE-KELLEMS
HUBBELL INCORPORATED
SHELTON, CT

TOLERANCES UNLESS OTHERWISE SPECIFIED .XX = ± .01 .XXX = ± .005 ANGLE TOL. ±2'	DR. BY RCM	SCALE 1 / 2
	CHK. BY WES	DATE 4/28/99

B

M-8210

4