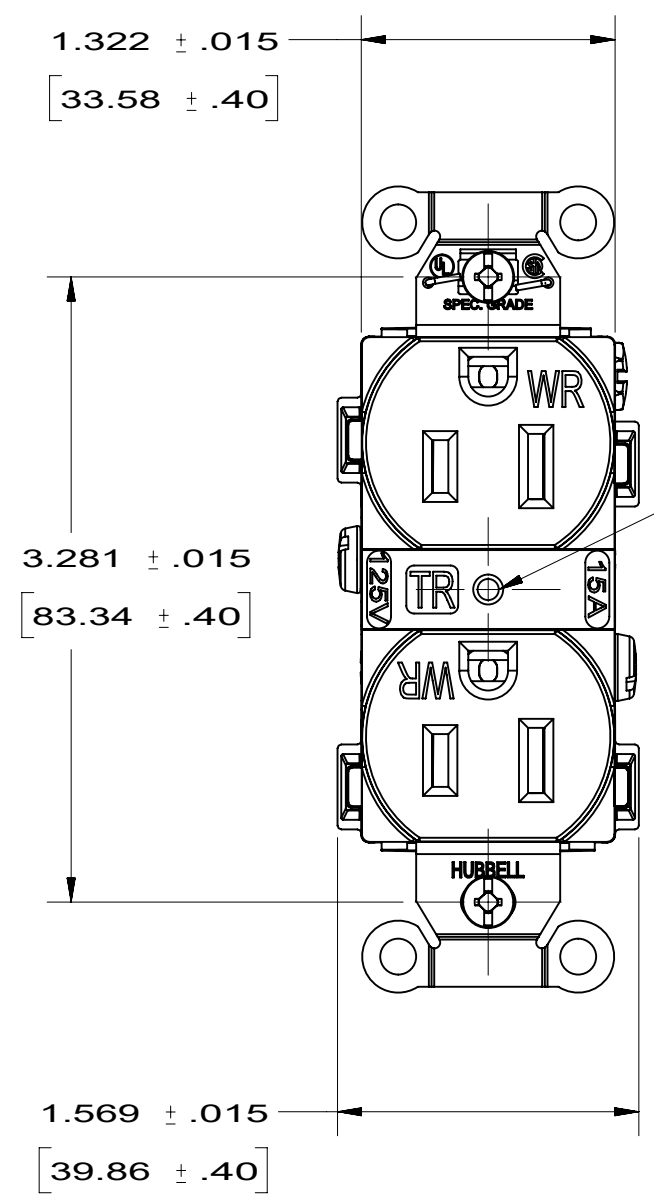
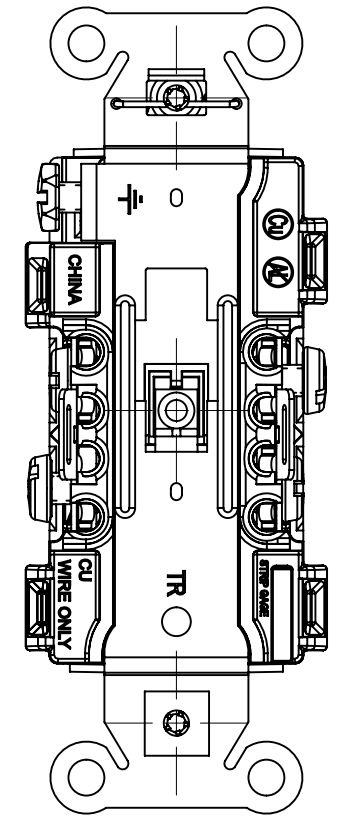
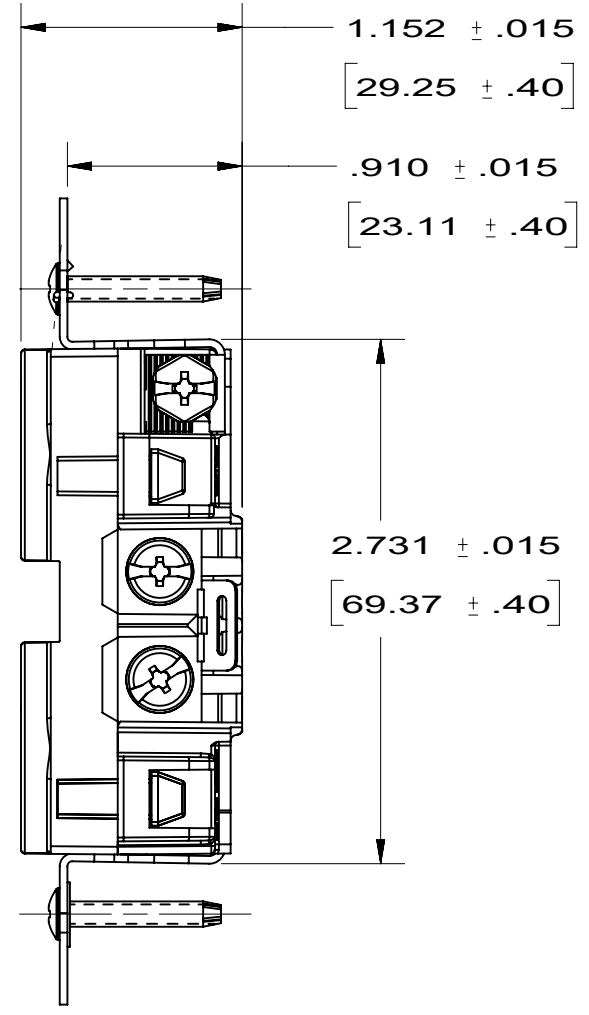


M-10850 3



#6-32



- NOTES:
 1) DIMENSIONS ARE IN INCHES [mm].
 2) ALL DEVICES UL LISTED, CSA CERTIFIED.
 3) TERMINALS ACCOMMODATE #14-#10 AWG COPPER WIRE ONLY.

CATALOG NUMBERS

	BROWN	IVORY	GRAY	WHITE	BLACK		BLUE	LIGHT ALMOND	RED	ORANGE	OFFICE WHITE
HUBBELL	BR15WRTR	BR15IWRTR	BR15GRYWRTR	BR15WHIWRTR	BR15BLKWRTR		BR15BLWRTR	BR15LAWRTR	BR15RWRTR	-----	-----

LIST OF PARTS

DESCRIPTION	MATERIAL	FINISH
TOP	NYLON 6/6	SEE TABLE
BASE	NYLON 6/6	BLACK
LINE CONTACTS	BRASS	
GROUND CONTACTS	BRASS	
CONTACT SCREW (NEU)	S.S.	
CONTACT SCREW (HOT)	S.S.	
BRIDGE	04 GALV STL	
GROUND SCREW	S.S.	GREEN
STAPLE	S.S.	
WASHER	PVC FILM	BLACK
MOUNTING SCREW	S.S.	

3	REMOVED ALMOND & ADDED BLUE RED EC 200227110910 JPQ	WHD	3/10/20
2	REVISED COMPONENTS PER DCN 20044 MAM	TLS	6/20/13
1	RELEASED PER DCN #14555 WRV	TLS	01/28/08

SYM	REVISIONS	APP	DATE

THE DESIGN AND DIMENSIONS OF THE PRODUCT SHOWN ON THIS DRAWING ARE SUBJECT TO CHANGE WITHOUT NOTICE

TITLE HUBBELL
 15A 125V, 2P 3W,
 SMOOTH FACE WEATHER RESISTANT
 TAMPER RESISTANT
 DUPLEX RECEPT. BACK & SIDE WIRE

TOLERANCES UNLESS OTHERWISE SPECIFIED .XX = ± .01 .XXX = ± .005 ANGLES = ± 2°	WIRING DEVICE-KELLEMS HUBBELL INCORPORATED SHELTON, CT	
	DR. BY WRV	APP. BY
	TR. BY	SCALE 1:1
	CHK. BY	DATE 1/08

DIMENSION SHEET FOR CAT. NO.

REPAIRABLE

NON-REPAIRABLE

B

M-10850

3