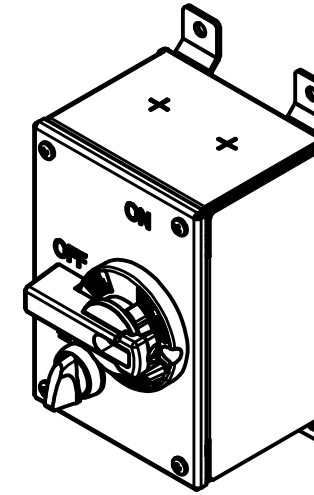


M-13390

2

DRILL SPOTS FOR 3/4" NPT CONDUIT FITTING, (6) PLACES. PROVISION FOR TOP, BOTTOM, & BACK FEED. INSTALLER TO DRILL OR PUNCH Ø1.11 INCH (Ø28.2 mm) HOLE FOR CONDUIT FITTING.



LIST OF PARTS		
DESCRIPTION	MATERIAL	FINISH
ENCLOSURE & HARDWARE	STAINLESS STEEL	
HANDLE & MOUNT	PBT	
GASKET	EPDM FOAM	
JOG SWITCH	PLASTIC	

DIMENSION SHEET FOR CAT. NO.

SEE NOTES

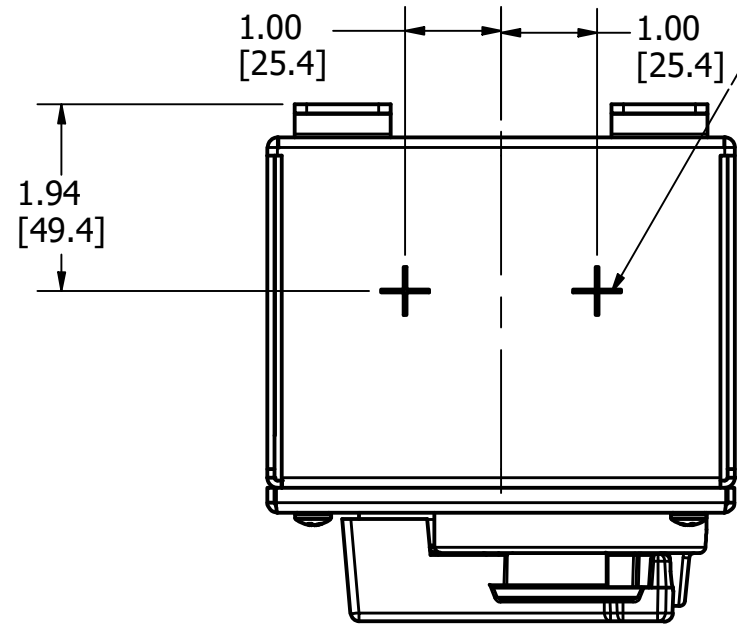
REPAIRABLE

NON-REPAIRABLE

B

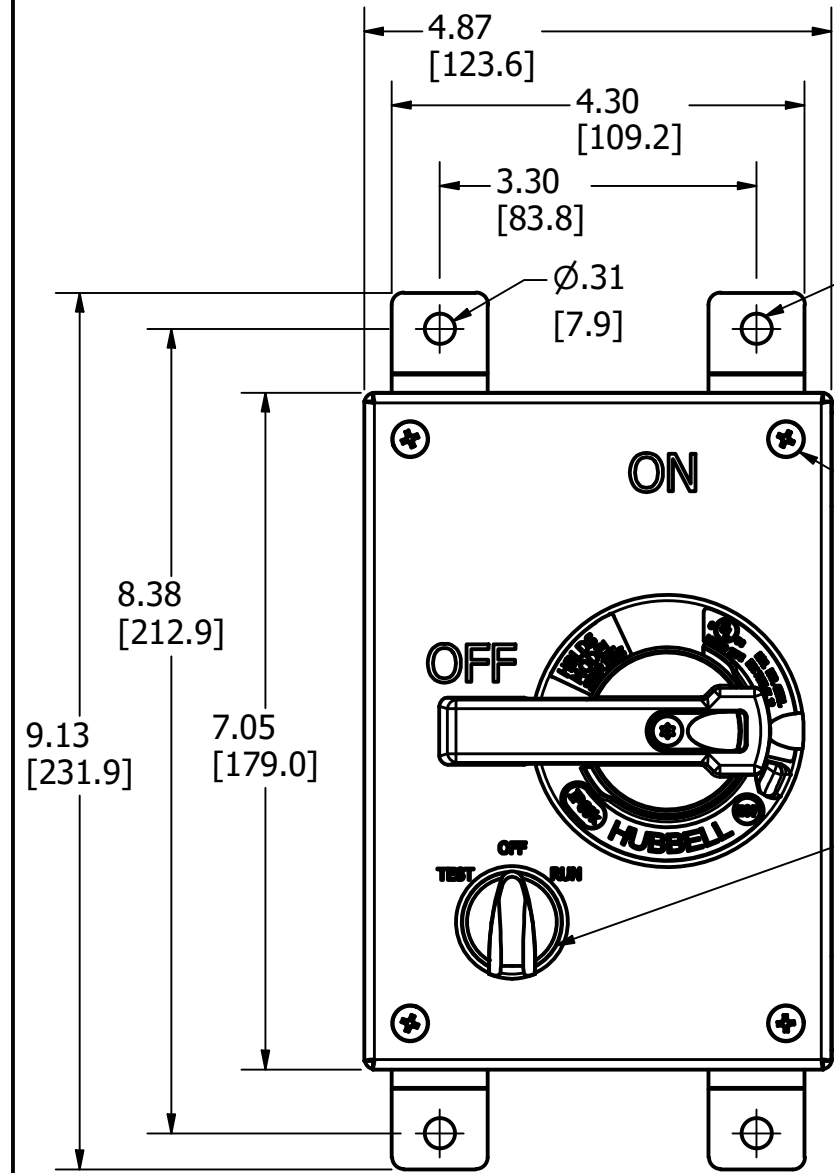
M-13390

2



- NOTES:
1. CATALOG NUMBERS: HBLDS3SSJ, HBLDS3SSACJ, & HBLDS3VFDJ.
  2. DIMENSIONS SHOWN ARE IN INCHES [mm].
  3. ENCLOSURE TYPE 4X & 12.
  4. CULUS LISTED.

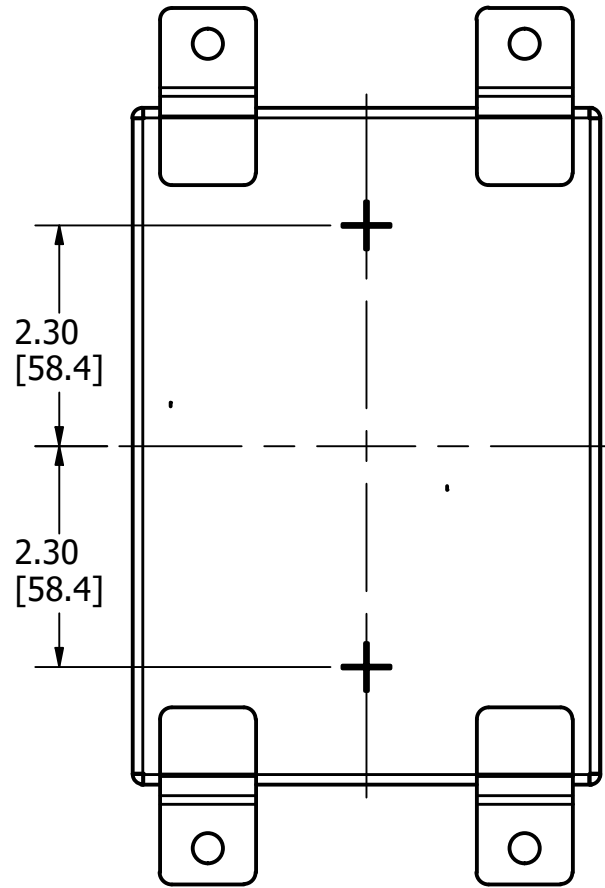
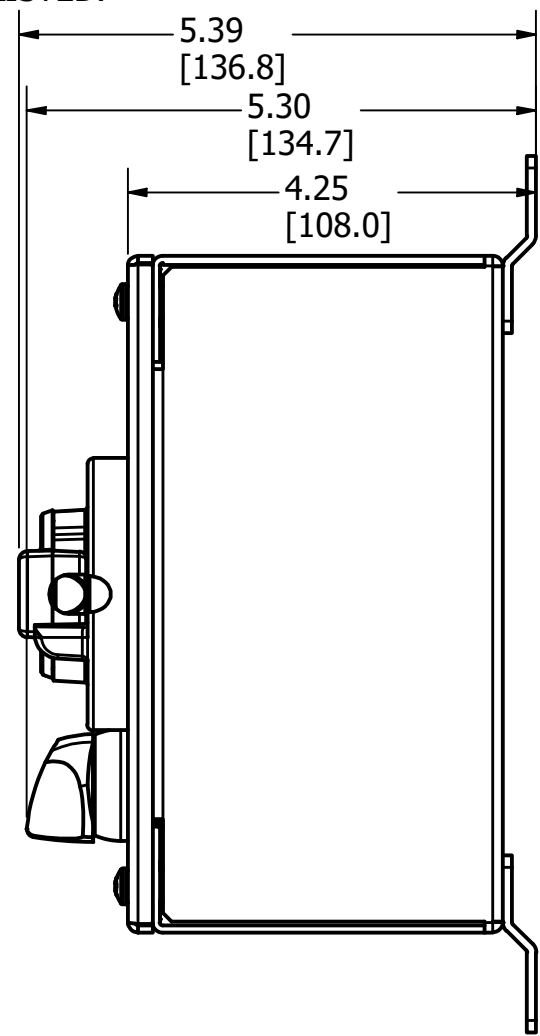
30A 600V A.C. RATINGS	
HP	VOLTAGE
1 HP	120V AC 1Ø
3 HP	200-240V AC 1Ø
5 HP	480V AC 1Ø
7.5 HP	200-240V AC 3Ø
15 HP	480V AC 3Ø
15 HP	600V AC 3Ø



HOLES ACCEPT 1/4" DIA SCREWS MAX

#10-32 PAN HEAD SCREWS

JOG SWITCH



2	REMOVED VIEW OF CONDUIT HUB & VIEW OF HUB WITH DIMENSIONS; REMOVED HUB FROM PARTS LIST DCN 220907023814 RM	JCF	10/3/22
1	RELEASED PER DCN# 21935 CAC	TLS	4/04/16
SYM	DESCRIPTION	APPROVED	DATE

THE DESIGN AND DIMENSIONS OF THE PRODUCT SHOWN ON THIS DRAWING ARE SUBJECT TO CHANGE WITHOUT NOTICE

TITLE  
CIRCUIT-LOCK™ 30 AMP  
STAINLESS STEEL DISCONNECT SWITCH

TOLERANCES UNLESS OTHERWISE SPECIFIED		WIRING DEVICE-KELLEMS HUBBELL INCORPORATED SHELTON, CT	
FRACTIONS	±1/64	DR. BY	CAC
DECIMALS	±.005	APP. BY	TLS
ANGLES	±2°	TR. BY	SCALE NONE
		CHK'D BY	DATE 4/4/2016