

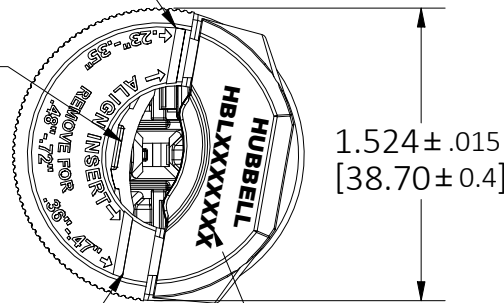
M-14757

1

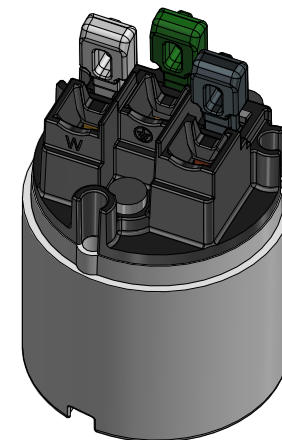
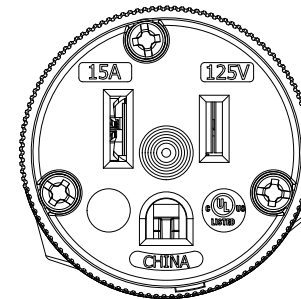
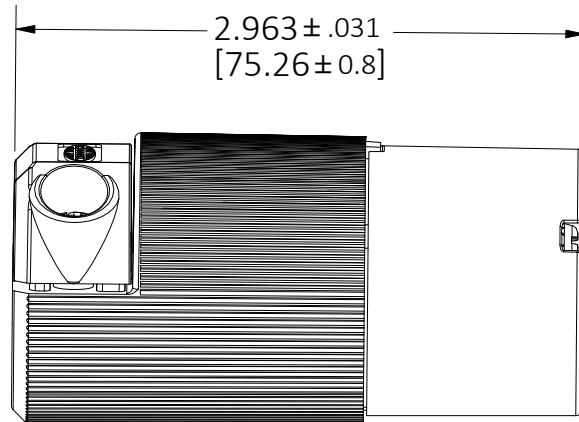
CORD CLAMP INSERT ROTATED 180° & ALIGNED WITH THIS LINE FOR:
 CORD Type SV: 16/3
 CORD Type SJ: 16/3
 Cord Diameter: 0.23 to 0.35 inch (5.8 to 8.9 mm)

REMOVE CORD CLAMP INSERT FOR:
 CORD Type S: 14/3 - 10/3
 CORD Type SJ: 10/3
 Cord Diameter: 0.48 to 0.72 inch (12 to 18.3 mm)

CORD CLAMP INSERT SHIPPED FROM FACTORY AS SHOWN AND ALIGNED WITH THIS LINE FOR:
 CORD: Type S: 16/3
 Type SJ: 14/3 - 12/3
 Cord Diameter: 0.36 to 0.47 inch (9 to 11.9 mm)

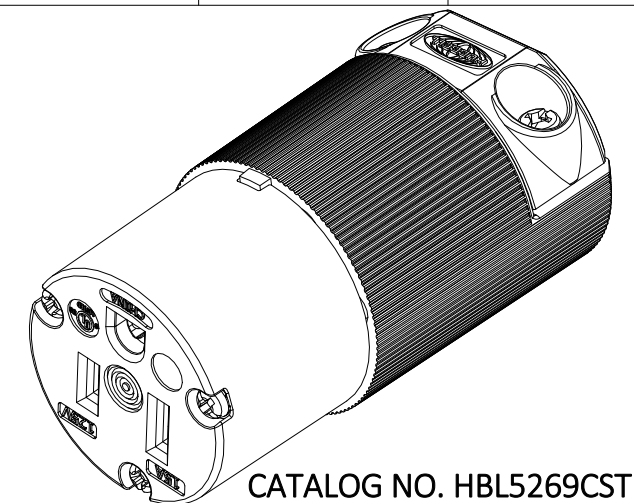


CAT. NO. & RATING PRINTED ON CORD CLAMP



PLUNGER VIEW
 SCALE 1 : 1

LIST OF PARTS		
DESCRIPTION	MATERIAL	FINISH
BODY	NYLON	NATURAL
RETAINER	POLYCARBONATE	CLEAR
COVER	NYLON	BLACK
CORD CLAMP	NYLON	NATURAL
COVER (TRANSPARENT)	POLYCARBONATE	CLEAR
CORD CLAMP INSERT	NYLON	BLACK
CONTACT	COPPER ALLOY	
GROUND CONTACT	COPPER ALLOY	
SPRING	STAINLESS STEEL	
PLUNGER	NYLON	
DRIVE SCREW	STEEL	ZINC PLATE
ASSEMBLY SCREWS	STEEL	ZINC PLATE
CORD CLAMP SCREWS	STEEL	ZINC PLATE



CATALOG NO. HBL5269CST
 (NOT SHOWN TO SCALE)

NEMA NO.	RATING	POLE/WIRE	CAT. NO.	NEMA CONTACT CONFIGURATION
5-15R	15A 125V	2P/3W GROUNDING	HBL5269CST, HBL5269CBKST, HBL8219CST, HBL8219CTST	
5-20R	20A 125V	2P/3W GROUNDING	HBL5369CST, HBL5369CBKST, HBL8319CST, HBL8319CTST	
6-15R	15A 250V	2P/3W GROUNDING	HBL5669CST	
6-20R	20A 250V	2P/3W GROUNDING	HBL5469CST	

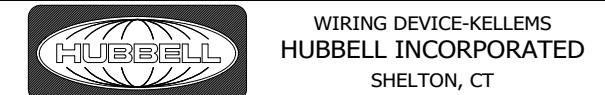
NOTES (UNLESS OTHERWISE SPECIFIED):

- DIMENSIONS ARE IN INCHES [mm].
- ALL DEVICES ARE cULus LISTED.
- WIRING TERMINAL ACCOMMODATION: 16 AWG - 10 AWG STRANDED COPPER WIRE ONLY.
- ASSEMBLY SCREWS ARE PHILLIPS/SLOTTED.
- CORD CLAMP SCREWS ARE PHILLIPS/SLOTTEDPHILLIPS/SLOTTED/ROBERTSON HEAD.
- CATALOG NUMBERS ARE PAD PRINTED ON THE CORD CLAMPS.
- ON "BK" DEVICES, ALL EXTERIOR NYLON PARTS ARE BLACK.
- THE FOLLOWING CATALOG NUMBERS ARE HOSPITAL GRADE & MEET THE PERFORMANCE REQUIREMENTS OF FED. SPEC. W-C-596G/GEN: HBL8219CST, HBL8219CTST, HBL8319CST, HBL8319CTST

1	INITIAL RELEASE PER DCN 230919033499	GP	11/27/23
REV	DESCRIPTION	APP	DATE

THE DESIGN AND DIMENSIONS OF THE PRODUCT SHOWN ON THIS DRAWING ARE SUBJECT TO CHANGE WITHOUT NOTICE. DIMENSIONS ARE IN INCHES [mm].

TITLE
 2-POLE 3-WIRE STRAIGHT BLADE EDGE SCREWLESS TERMINATION CONNECTOR



TOLERANCES UNLESS OTHERWISE SPECIFIED .XX = ± .01 .XXX = ± .005 ANGLE TOL. ±2'	DR. BY GP	SCALE 1 : 1
	CHK. BY DL	DATE 11/27/23

CAGE CODE 74545

DIMENSION SHEET FOR CAT. NO.

B

M-14757

1