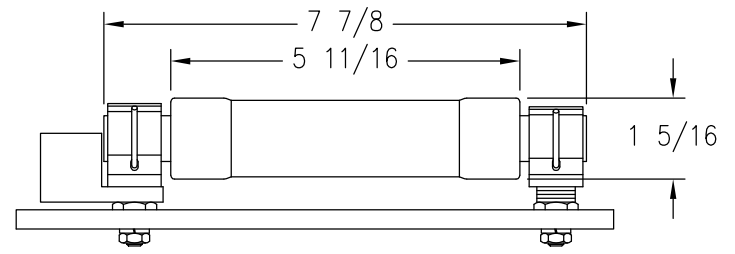


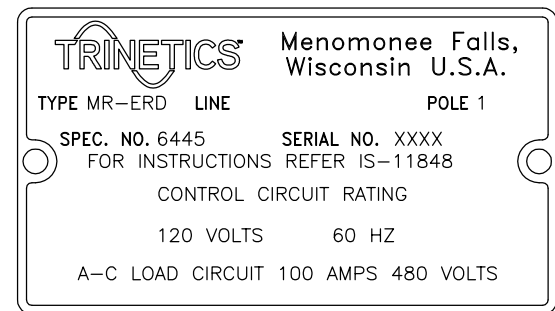
(2) COMPRESSION CONNECTORS WITH NEOPRENE BUSHINGS FOR .375-.500 OD CABLES AND (1) GROMMET 5/16 MAX CABLE OD

CONTROL TERMINALS WILL ACCEPT #6 THRU #14 AWG WIRE
LINE/LOAD TERMINALS WILL ACCEPT #4 THRU #1/0 AWG WIRE

CAST ALUMINUM WEATHERPROOF CASE WITH BRACKET

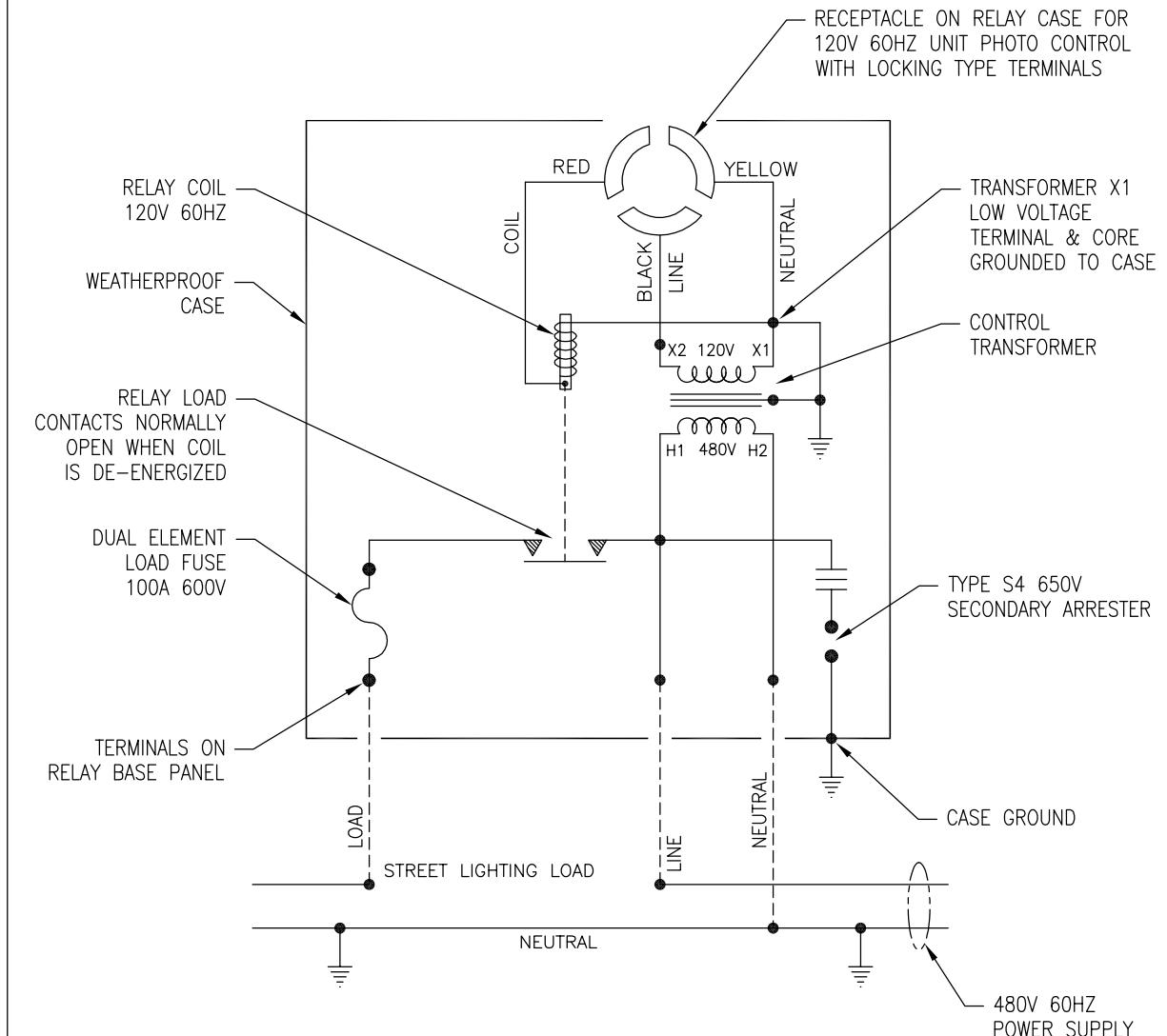


FUSE - DUAL ELEMENT, CLASS RK5 - 600V/100A



NAMEPLATE DETAIL

CONNECTIONS FOR TYPE MR-ERD 1P RELAY
RATED 100A 480V 60HZ WITH PHOTO CONTROL UNIT



1. THE CASE MUST BE GROUNDED FOR THE LINE LIGHTNING ARRESTERS TO BE EFFECTIVE.
2. THE RECEPTACLE ON THE CASE IS ADJUSTABLE FOR NORTH ORIENTATION OF THE PHOTO CONTROL.
3. THE PHOTO CONTROL SHOULD OPERATE TO ENERGIZE THE RELAY COIL DURING THE ON SCHEDULE FOR THE STREET LIGHTING CIRCUIT.
4. STREET LIGHTING LOADS ARE CONTINUOUSLY ENERGIZED FOR LONG PERIODS, THE CONNECTED LOAD SHOULD NOT EXCEED 80% OF THE FUSE RATING.
5. THIS RELAY IS RECOMMENDED FOR SWITCHING THE POWER SUPPLY TO BALLASTS FOR A STREET LIGHTING LOAD WITH 85% MINIMUM POWER FACTOR.

THIS DRAWING AND ALL INFORMATION THEREON IS THE SOLE PROPERTY OF TRINETICS. IT MUST NOT BE COPIED, REPRODUCED OR SUBMITTED TO OTHERS WITHOUT WRITTEN AUTHORIZATION. ALL REPRODUCTIONS ARE SUBJECT TO RETURN ON DEMAND.

		RELAY ASSEMBLY MR-ERD SPEC 6445		DATE 11/26/11		PART NUMBER	
				DRAWN BY M Matuszewski		31187501	
THIRD ANGLE PROJECTION		SIZE B		APPROX. WEIGHT 24 LB		SCALE 5/16	
ALL DIMENSIONS ARE IN INCHES UNLESS OTHERWISE SPECIFIED		FAMILY ID C1643		APPROX. WEIGHT 24 LB		SCALE 5/16	