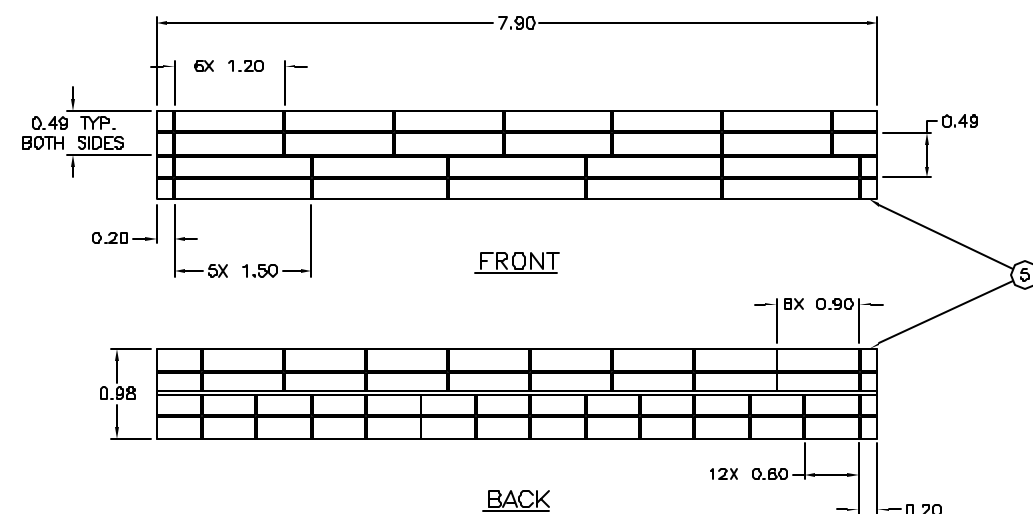
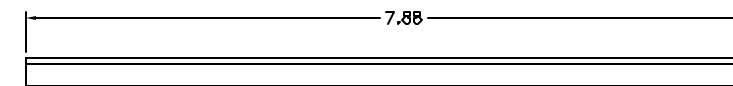
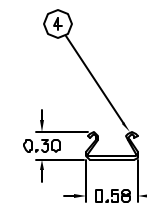
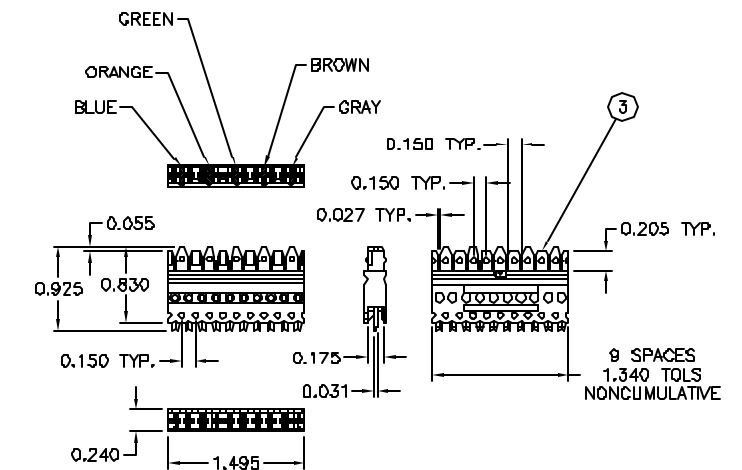
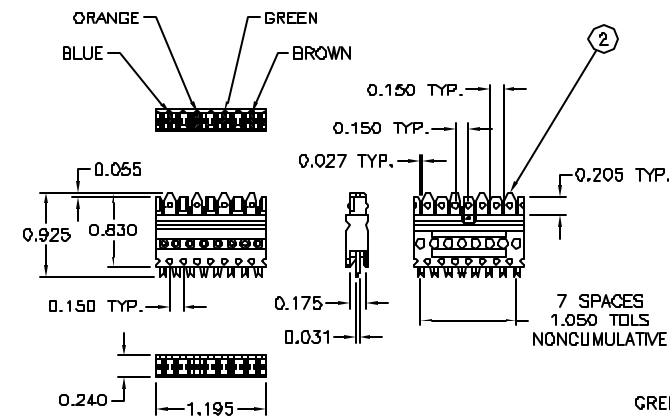
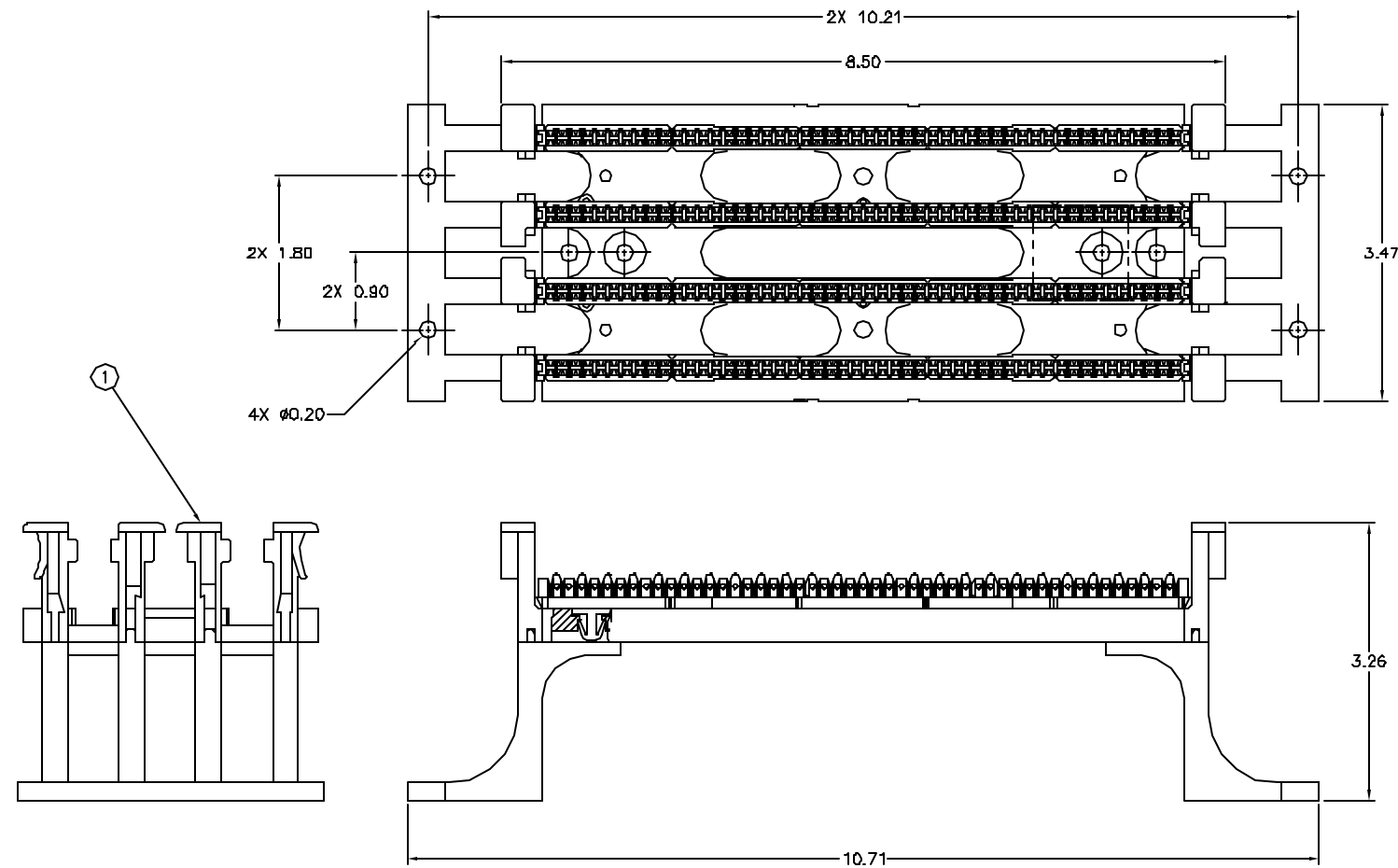


ITEM NO.	DESCRIPTION	QTY.
1	110 100-PAIR WIRING BLOCK ASSY W/LEGS	1
2	110 4-PAIR CONNECTING BLOCK	20
3	110 5-PAIR CONNECTING BLOCK	4
4	WIRING BLOCK LABEL HOLDER	2
5	110 LABEL CARD	2

CATALOG NUMBER	DESCRIPTION
110BLK100FTK4	110 100-PAIR TERM. KIT W/4 & 5-PAIR BLOCKS W/LEGS



NOTES:

1. CATEGORY 5E COMPLIANT PER MSI/TIA/E1A-568-B.2 COMPONENT AND CHANNEL PERFORMANCE SPECIFICATIONS

REV.	ECN	DATE	DESCRIPTION	CHG BY	APP'D BY
A	4293	11/27/01	INITIAL RELEASE	PSM	R.R.

Dimensioning and Tolerance per ANSI Y14.5M-1982 UNLESS OTHERWISE SPECIFIED, DIMENSIONS ARE IN INCHES (MM). TOLERANCES
 .XX = ±0.1 (.20)
 .XXX = ±0.005 (.127)
 .XXXX = ±0.0025 (.0635)
 ANGLE TOL. ±1°

IN ACCEPTING OUR DRAWINGS, BLUEPRINTS, OR SUPPORTING DOCUMENTATION FOR QUOTATION OR OTHER PURPOSES, YOU AGREE NOT TO DISCLOSE TO OTHERS THE IDEAS, INFORMATION, OR DESIGNS SHOWN HEREIN, AND THAT YOU WILL MAKE NO USE OF SAME WITHOUT PERMISSION

PROJECT REFERENCE:
 MATERIAL:
 DRAWN BY:
 PAUL S. MAGLURE 11/27/01
 CHECKED BY:
 APPROVED BY:
 RAY RODDEN 01/23/02

Hubbell Hubbell Premise Wiring
 HUBBELL INCORPORATED (Delaware)
 14 Lord's Hill Road, Stamford, Connecticut 06370

TITLE: 110 100-PAIR TERMINATION KIT WITH 4 & 5-PAIR BLOCKS WITH LEGS

SIZE: D DRAWING NO. C1164803 REV. A

SCALE: FULL SHEET 1 OF 1