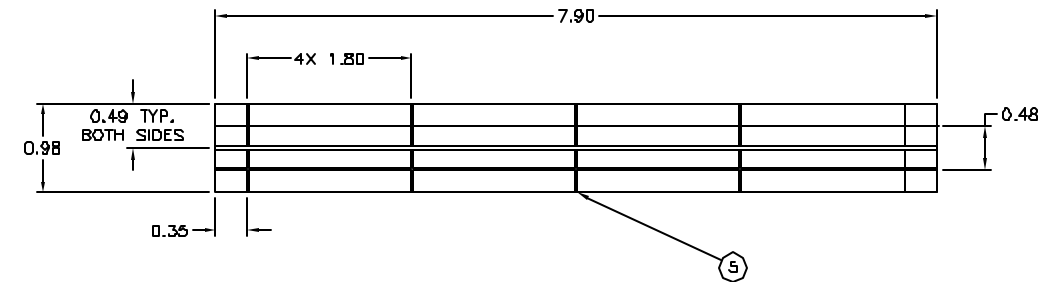
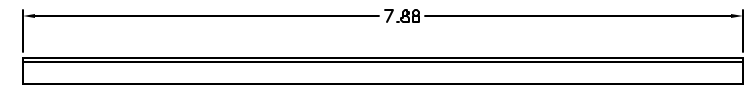
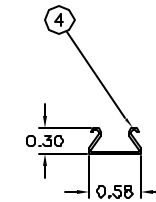
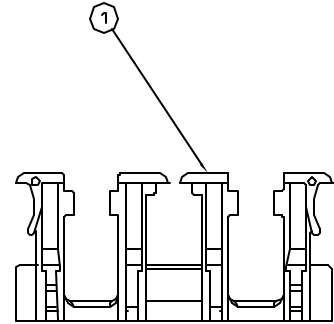
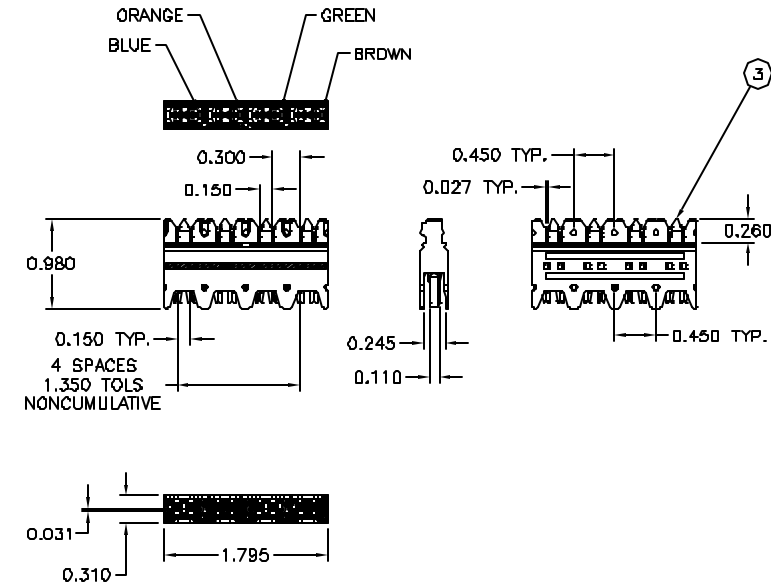
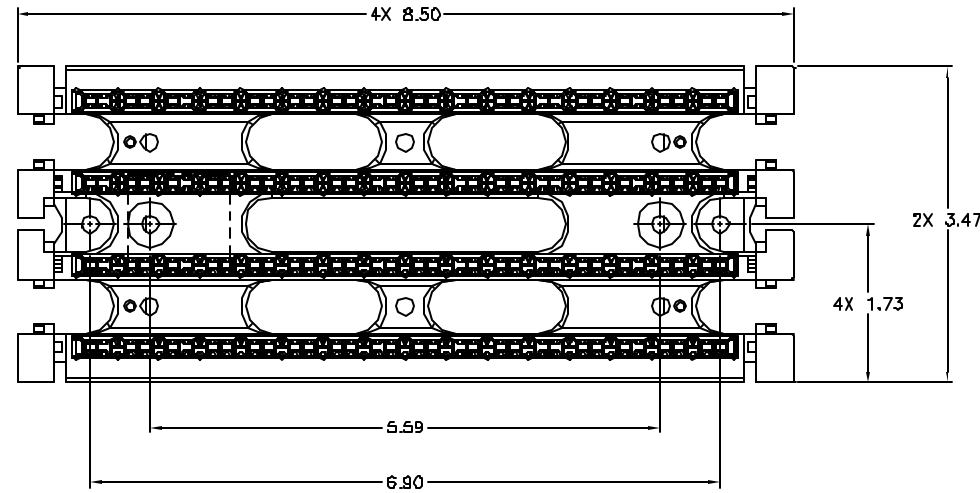


ITEM NO.	DESCRIPTION	QTY.
1	6110 64-PAIR WIRING BLCK ASSY W/OUT LEGS	1
2	6110 4-PAIR CONNECTING BLOCK	16
3	WIRING BLOCK LABEL HOLDER	2
4	6110 LABEL CARD	2

CATALOG NUMBER	DESCRIPTION
6110FTK64NL	6110 64-PAIR TERM. KIT 4-PAIR BLOCKS W/ OUT LEGS



NOTES:

1. MEETS PROPOSED TIA/E1A AND ISO/IEC CATEGORY 6 CHANNEL PERFORMANCE WHEN USED IN CONJUNCTION WITH THE "NEXT SPEED" CAT 6 SYSTEM (NS6-110) AND APPROVED CABLES.

REV.	EGN	DATE	DESCRIPTION	CHG BY	APPD BY
A	4293	11/29/01	INITIAL RELEASE	PSM	R.R.

Created on AUTOCAD	DIMENSIONING AND TOLERANCE PER ANSI Y14.5M-1982 UNLESS OTHERWISE SPECIFIED, DIMENSIONS ARE IN INCHES (MM). TOLERANCES .XX = ±0.1 (.20) .XXX = ±0.003 (.127) .XXX = ±0.0025 (.0635) ANGLE TOL ±1°		PROJECT REFERENCE: MATERIAL: DRAWN BY: PAUL S. MAGLURE 11/29/01		Hubbell Premise Wiring HUBBELL INCORPORATED (Delaware) 14 Lord's Hill Road, Stamford, Connecticut 06370	
	IN ACCEPTING OUR DRAWINGS, BLUEPRINTS, OR SUPPORTING DOCUMENTATION FOR QUOTATION OR OTHER PURPOSES, YOU AGREE NOT TO DISCLOSE TO OTHERS THE IDEAS, INFORMATION, OR DESIGNS SHOWN HEREIN, AND THAT YOU WILL MAKE NO USE OF SAME WITHOUT PERMISSION		CHECKED BY: APPROVED BY: RAY RODDEN 01/23/02			TITLE: 6110 64-PAIR TERMINATION KIT WITH 4-PAIR BLOCKS WITHOUT LEGS
			SIZE DRAWING NO. D C1164808			REV. A
			SCALE: FULL			SHEET 1 OF 1