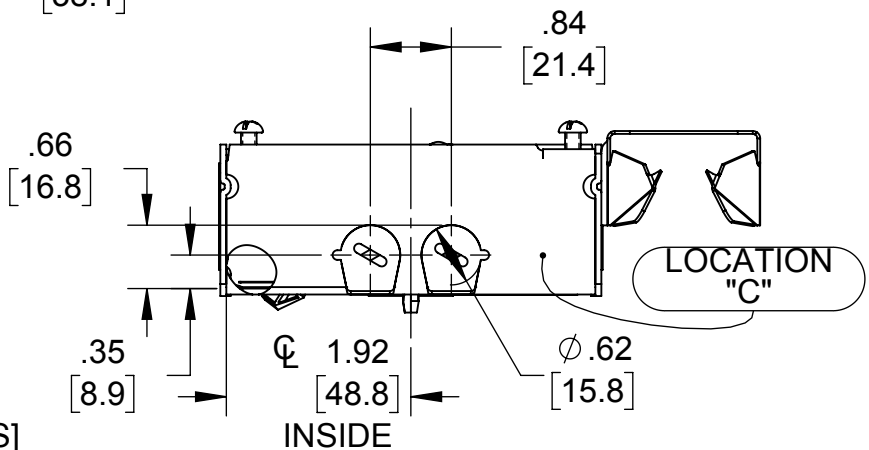
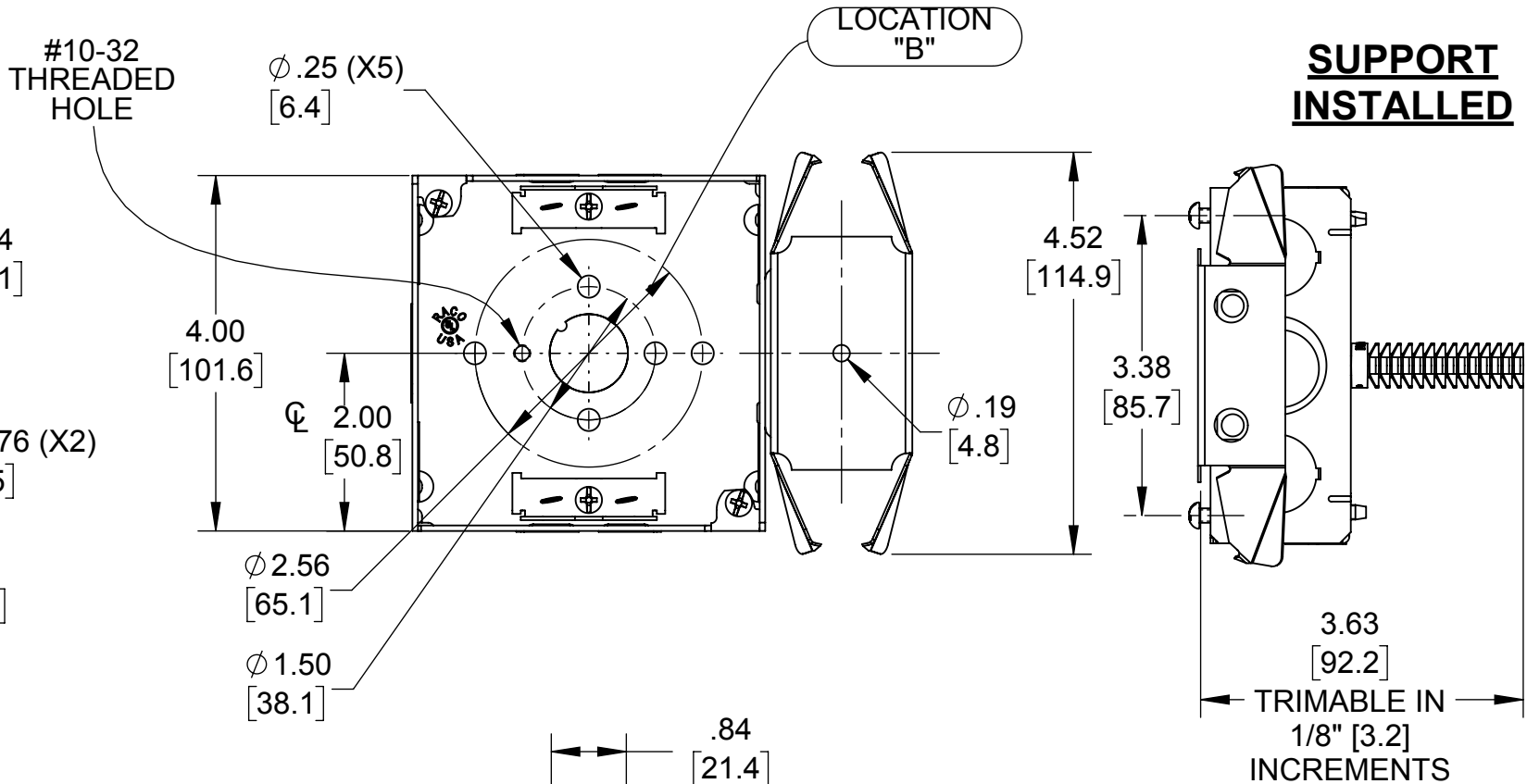
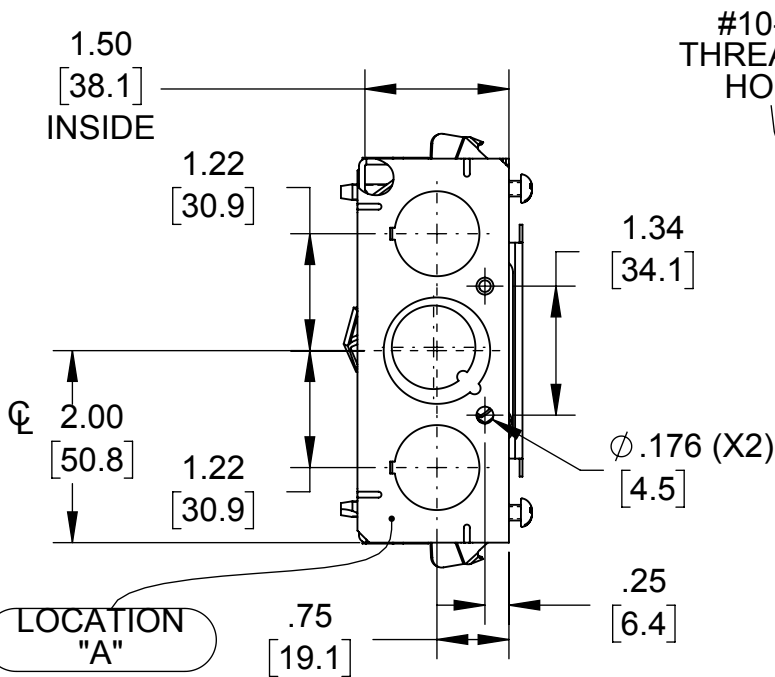


NOTE: FOR INSTRUCTIONS
SCROLL DOWN TO NEXT SHEET



- NOTES:
- ALL DIMENSIONS ARE IN INCHES AND [MILLIMETERS]
 - BOX VOLUME: 21.0 IN³ [344.1] CM³
 - UL® LISTED

**SUPPORT
INSTALLED**

PRIOUTS		
LOCATION	QTY.	
C, D	2	

KNOCKOUTS		
TRADE SIZE	LOCATION	QTY.
(1/2"-3/4") TKO®	A	1
1/2" KO	B	1
1/2" KO	A	2

LIST OF PARTS		
DESCRIPTION	MATERIAL	FINISH
SPACER	STEEL	GALVANIZED
SIDE	STEEL	GALVANIZED
BOX-LOC® "MS" BRACKET	STEEL	GALVANIZED
SCREW	STEEL	GALVANIZED
FAR-SIDE SUPPORT	HIGH DENSITY POLYETHYLENE	BLACK
INSTRUCTION CARD	PAPER	N/A
CLAMP SCREW	STEEL	GALVANIZED
"L" CLAMP	STEEL	GALVANIZED

	INITIAL RELEASE	N.S.	2-14-17
SYM.	REVISION DESCRIPTION	APP	DATE

THE DESIGN AND DIMENSIONS OF THE
PRODUCT SHOWN ON THIS DRAWING ARE
SUBJECT TO CHANGE WITHOUT NOTICE

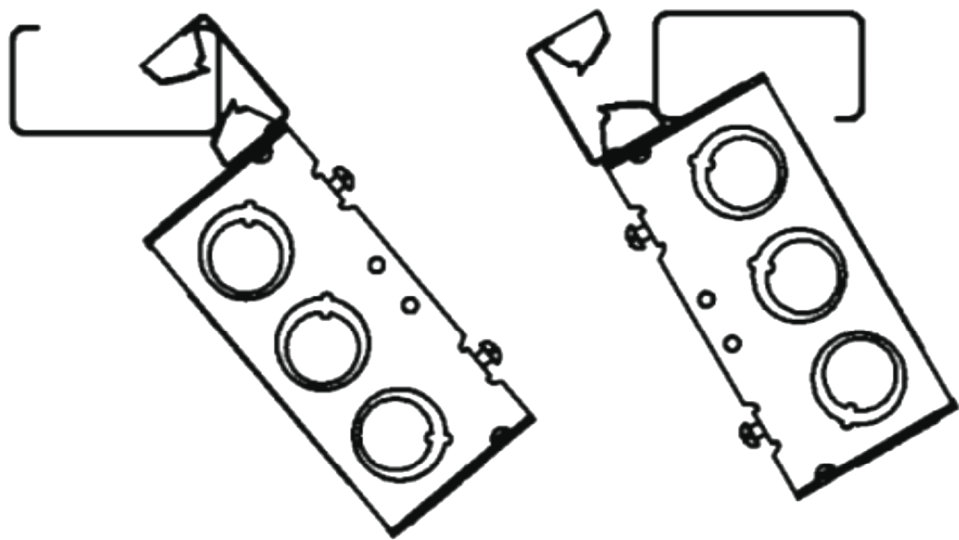
TITLE:
**4"SQ. 1.5"DP BOX W/ NM
CLAMPS(3).5"KO,(1).75"TKO®,
BOX-LOC® BRKT & FS SUPPORT**

RACO			
South Bend, Indiana			
DRAWN BY:	J.R.	SCALE:	
APP. BY:	N.S.	1:2	
DATE:	2-14-17		

FILE NO.:
228 CUS

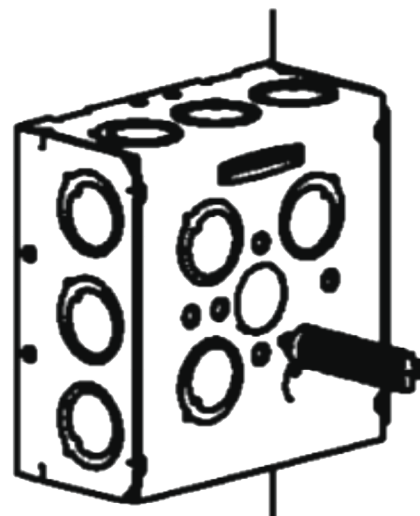
228
DIMENSION SHEET FOR CAT. NO.

SIZE:
B
11in*17in



Engage bracket to open side of
stud and hinge box into position.

No screws needed.



Snap Far Side Box Support into hole
in back of box. Support suited for
1-1/2" deep box in 3-1/2" wall.

Snip support to desired length to
accomodate deeper box and/or
narrower wall cavity.

