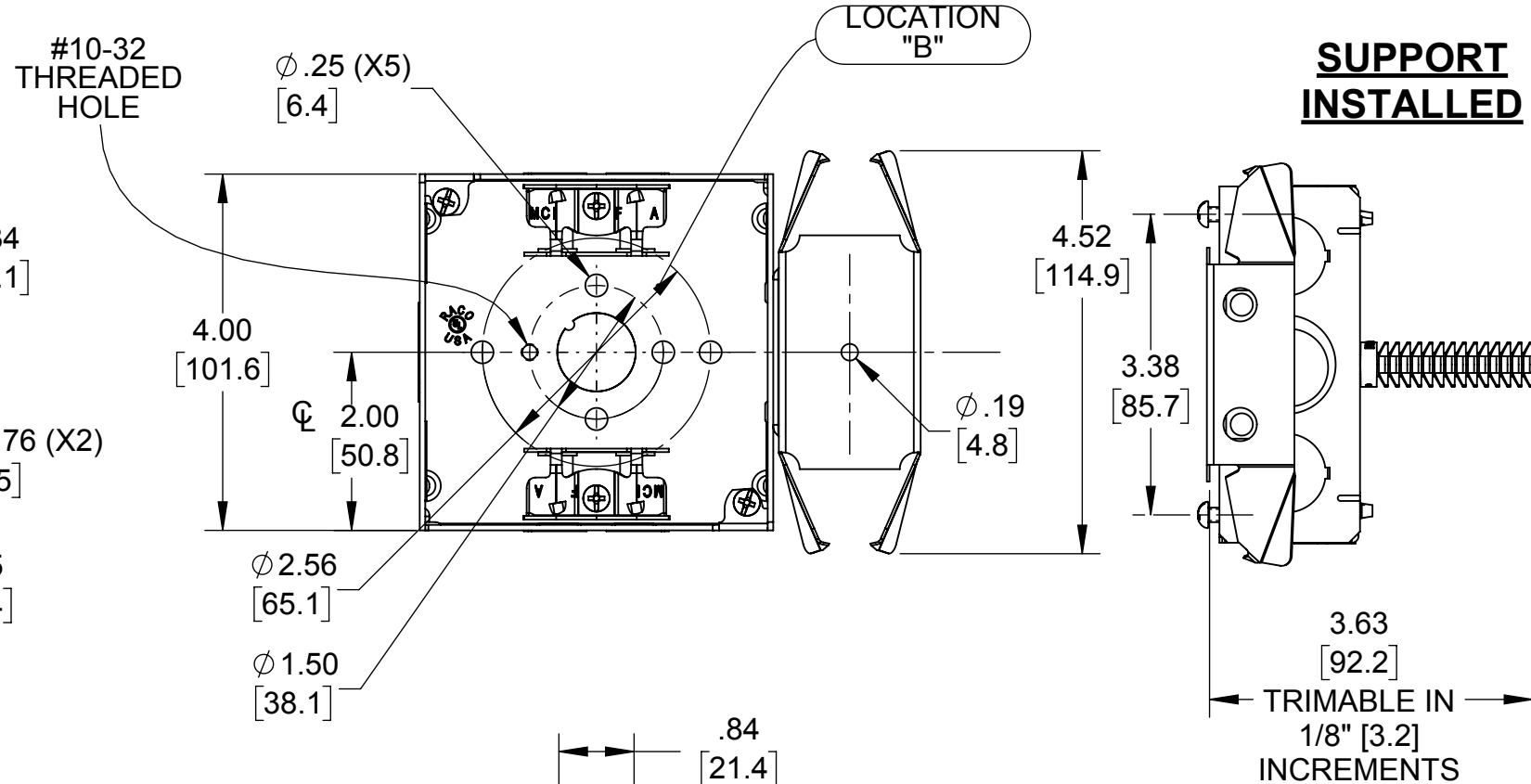
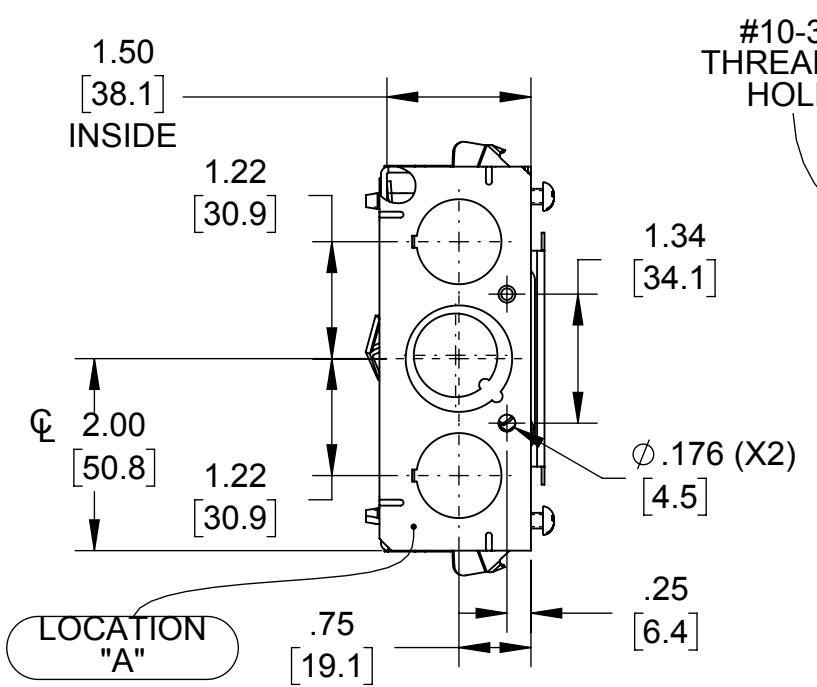
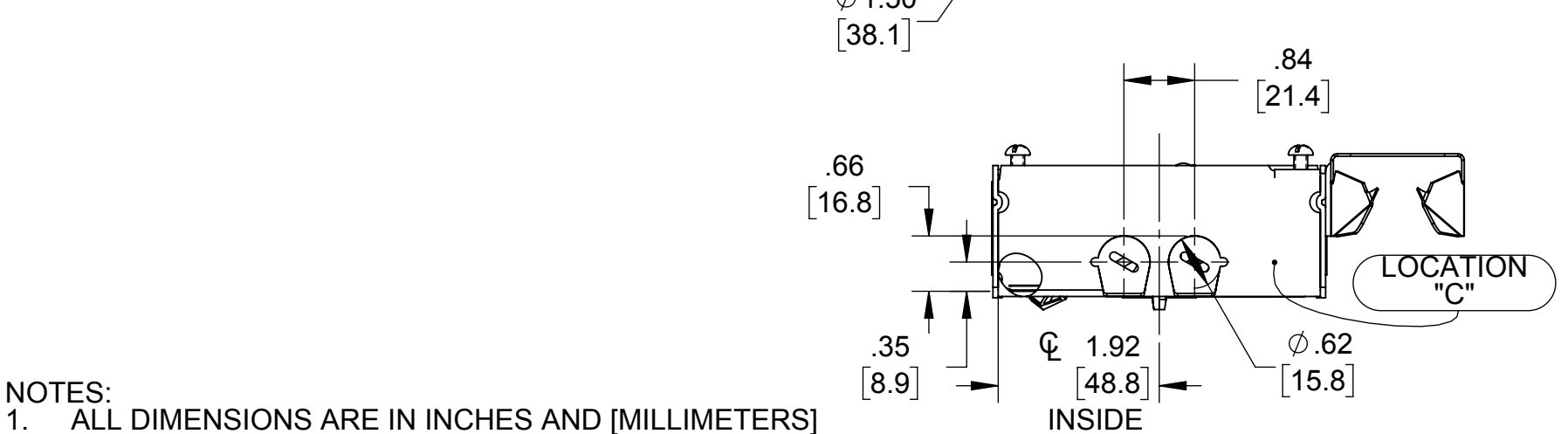


NOTE: FOR INSTRUCTIONS
SCROLL DOWN TO NEXT SHEET

LIST OF PARTS		
DESCRIPTION	MATERIAL	FINISH
SPACER	STEEL	GALVANIZED
SIDE	STEEL	GALVANIZED
BOX-LOC® "MS" BRACKET	STEEL	GALVANIZED
SCREW	STEEL	GALVANIZED
FAR-SIDE SUPPORT	HIGH DENSITY POLYETHYLENE	BLACK
INSTRUCTION CARD	PAPER	N/A
CLAMP SCREW	STEEL	GALVANIZED
"X" CLAMP	STEEL	GALVANIZED



**SUPPORT
INSTALLED**



- NOTES:**
1. ALL DIMENSIONS ARE IN INCHES AND [MILLIMETERS]
 2. BOX VOLUME: 21.0 IN³ [344.1] CM³
 3. UL® LISTED

PRIOUTS	
LOCATION	QTY.
C, D	2

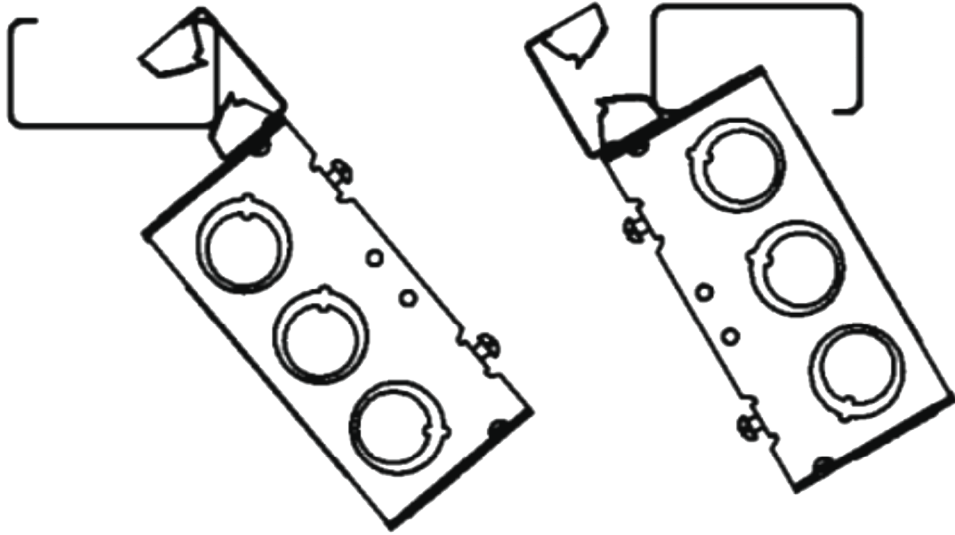
KNOCKOUTS		
TRADE SIZE	LOCATION	QTY.
(1/2"-3/4") TKO®	A	1
1/2" KO	B	1
1/2" KO	A	2

SYM.	INITIAL RELEASE	N.S.	2-14-17
	REVISION DESCRIPTION	APP	DATE

THE DESIGN AND DIMENSIONS OF THE PRODUCT SHOWN ON THIS DRAWING ARE SUBJECT TO CHANGE WITHOUT NOTICE

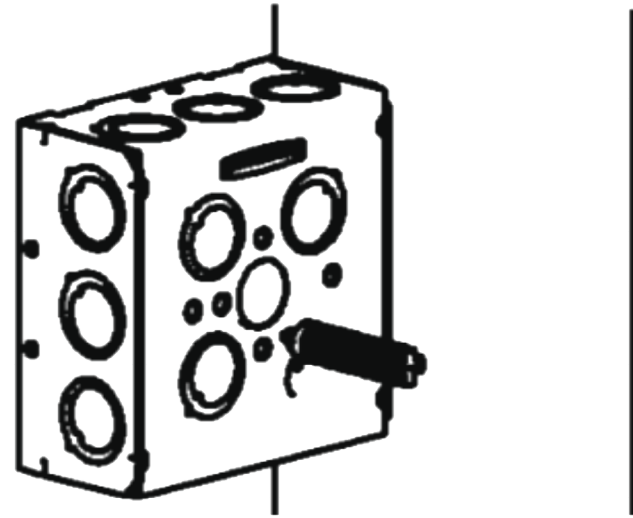
TITLE:
4"SQ. 1.5"DP BOX W/ MC CLAMPS(3).5"KO,(1).75"TKO®, BOX-LOC® BRKT & FS SUPPORT

RACO		
South Bend, Indiana		
DRAWN BY:	J.R.	SCALE:
APP. BY:	N.S.	1:2
DATE:	2-14-17	



Engage bracket to open side of stud and hinge box into position.

No screws needed.



Snap Far Side Box Support into hole in back of box. Support suited for 1-1/2" deep box in 3-1/2" wall.

Snip support to desired length to accommodate deeper box and/or narrower wall cavity.

