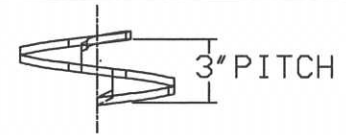
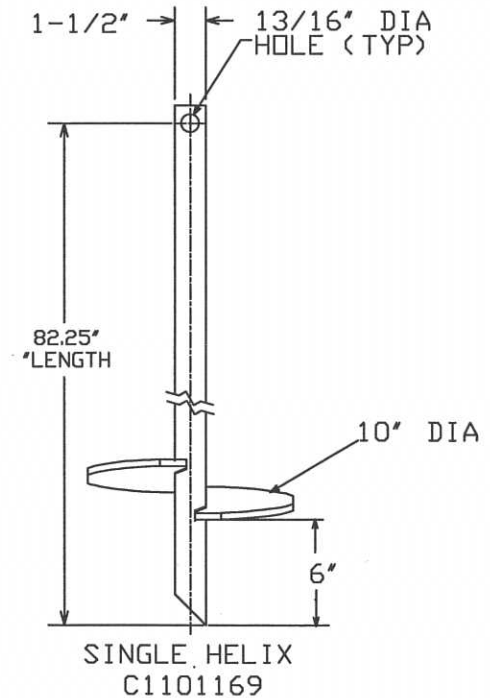
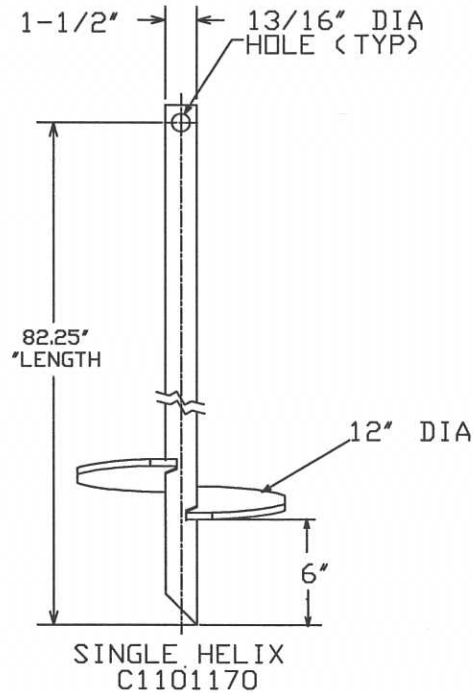
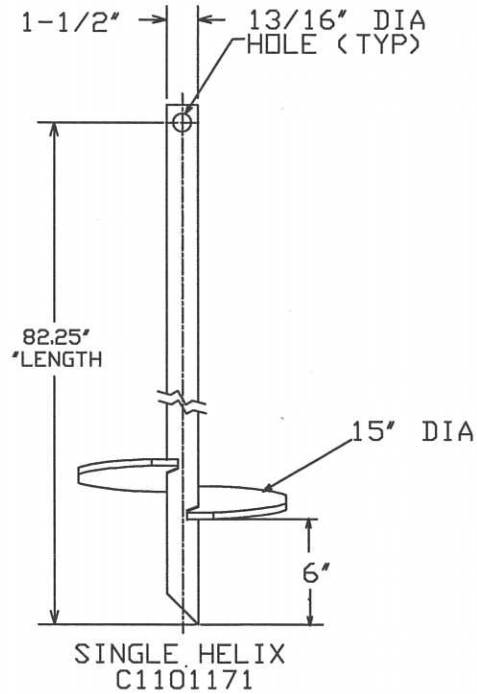


TORQUE STRENGTH RATING-5,500 FT-LB  
 ULTIMATE CAPACITY (TENSION/COMPRESSION)-70 KIP  
 \* BASED ON A TORQUE FACTOR (K<sub>t</sub>)=10  
 SINGLE HELIX ULTIMATE STRENGTH-40 KIP  
 ULTIMATE TENSION STRENGTH (COUPLING BOLT)-70 KIP

# 1 1/2" RUS SWAMP ANCHOR




HELIX MUST BE FORMED BY MATCHING METAL DIE  
 (SIDE VIEW OF TRUE HELICAL FORM)



==NOTES==

- HOT DIP GALVANIZED PER ASTM A153-(LATEST REVISION).
- LEAD LENGTH HELIX SPACINGS ARE NOMINAL.
- SHAFT MATERIAL-HOT ROLLED ROUND-CORNERED-SQUARE (RCS) SOLID STEEL BARS PER ASTM A29; MINIMUM YIELD STRENGTH=70 KSI.
- HELIX MATERIAL-HOT ROLLED LOW CARBON STEEL SHEET, STRIP, OR PLATE PER ASTM A656, OR A1018 GRADE 80; MINIMUM YIELD STRENGTH=80 KSI; 3/8" THICK 15" DIA. HELIX MATERIAL-HOT ROLLED LOW CARBON STEEL SHEET, STRIP, OR PLATE PER ASTM A572, OR A1018 GRADE 50; MINIMUM YIELD STRENGTH=50 KSI; 3/8" THICK 12", 10" DIA
- COUPLING BOLTS: 3/4" DIAMETER X 3" LONG HEX HEAD PER ASTM A325 TYPE 1.
- MANUFACTURER TO HAVE IN EFFECT INDUSTRY RECOGNIZED WRITTEN QUALITY CONTROL FOR ALL MATERIALS AND MANUFACTURING PROCESSES.



THIMBLEYE  
ADAPTER

C1020023 ATTACHED WITH  
EACH CATALOG NUMBER ON DRAWING

CHANCE TOLERANCE CHART		HUBBELL POWER SYSTEMS		
CONFIDENTIAL: THIS DRAWING AND ITS CONTENTS ARE CONFIDENTIAL AND THE EXCLUSIVE PROPERTY OF HUBBELL POWER SYSTEMS. NO PUBLICATION, DISTRIBUTION OR COPIES MAY BE MADE WITHOUT THE WRITTEN CONSENT OF HUBBELL POWER SYSTEMS. HUBBELL POWER SYSTEMS UNPUBLISHED ALL RIGHTS RESERVED UNDER THE COPYRIGHT LAWS.		TITLE SS5 RUS SWAMP ANCHOR		
		SIZE SA1101169	CAT / PART / ASSY NO. SEE CHART	REV
DO NOT SCALE THIS DRAWING	DRN BY DVH	DATE 9-25-14	SHEET 1 OF 1	