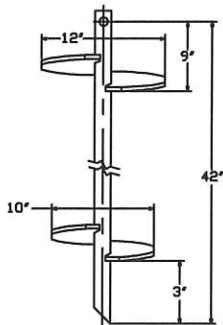
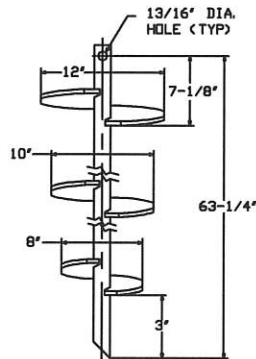


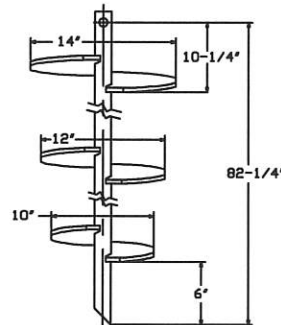
O12642AE



O12642EJ



O12642AEJ

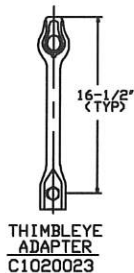


O12642EJN

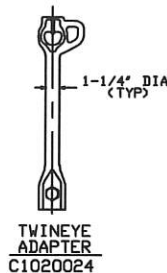
-SS5 TORQUE RATING: 5,700 FT-LB  
 -SS5 ULT. CAPACITY\* (TENSION/COMPRESSION): 57 KIP  
 -ULTIMATE TENSION STRENGTH (COUPLING BOLT): 70 KIP  
 \*BASED ON A TORQUE FACTOR (Kt)=10

COUPLING BOLT FOR  
 EXTENSIONS AND ADAPTERS  
 P0010041P

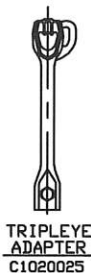
COUPLING NUT  
 055449P



THIMBLEYE  
 ADAPTER  
 C1020023



TWINEYE  
 ADAPTER  
 C1020024



TRIPLEYE  
 ADAPTER  
 C1020025

CATALOG NUMBER	DESCRIPTION							
		C1020023	C1020024	C1020025	O12642AE	O12642EJ	O12642AEJ	O12642EJN
126542AE	ANCHOR, LEAD/ADAPTER, SSS, 8/10 X 3FT TWINEYE	X						
126543AE	ANCHOR, LEAD/ADAPTER, SSS, 8/10 X 3FT TRIPLEYE		X	X				
126542EJ	ANCHOR, LEAD/ADAPTER, SSS, 10/12 X 3.5FT TWINEYE	X				X		
126543EJ	ANCHOR, LEAD/ADAPTER, SSS, 8/10 X 3.5FT TRIPLEYE		X			X		
126543AEJ	ANCHOR, LEAD/ADAPTER, SSS, 8/10/12 X 5.5FT TRIPLEYE		X				X	
126542EJN	ANCHOR, LEAD/ADAPTER, SSS, 10/12/14 X 7FT TWINEYE	X						X
126543EJN	ANCHOR, LEAD/ADAPTER, SSS, 10/12/14 X 7FT TRIPLEYE		X					X
126541EJN	ANCHOR, LEAD/ADAPTER, SSS, 10/12/14 X 7FT THIMBLEYE	X						X

NOTES

- HOT DIP GALVANIZED PER ASTM A153 (LATEST REVISION)
- LENGTH DIMENSIONS ARE NOMINAL
- SHAFT MATERIAL: HOT ROLLED-CORNERED SQUARE (RCS) SOLID STEEL BARS PER ASTM A29, MINIMUM YIELD STRENGTH = 70 KSI
- HELIX MATERIAL: HOT ROLLED LOW CARBON STEEL SHEET, STRIP, OR PLATE PER ASTM A572; OR A1018 GRADE 50, MINIMUM YIELD STRENGTH = 50 KSI, 3/8" THICK
- COUPLING BOLTS: 3/4" DIAMETER X 3" LONG HEX HEAD PER ASTM A325 TYPE I.
- NOMINAL SPACING BETWEEN HELICAL PLATES IS THREE TIMES THE DIAMETER OF THE LOWER HELIX
- MANUFACTURER HAS IN EFFECT INDUSTRY RECOGNIZED WRITTEN QUALITY CONTROL FOR ALL MATERIALS AND MANUFACTURING PROCESSES
- ALL WELDING PERFORMED BY WELDERS CERTIFIED UNDER SECTION 5 OF THE AWS CODE D1.1
- GUY ADAPTER SHIPPED SEPARATELY IN BOX.

CHANCE®		<b>HUBBELL® POWER SYSTEMS</b>	
CONFIDENTIAL: THIS DRAWING AND ITS CONTENTS ARE CONFIDENTIAL AND THE EXCLUSIVE PROPERTY OF HUBBELL POWER SYSTEMS. NO PUBLICATION, DISTRIBUTION OR COPIES MAY BE MADE WITHOUT THE WRITTEN CONSENT OF HUBBELL POWER SYSTEMS. HUBBELL POWER SYSTEMS UNPUBLISHED. ALL RIGHTS RESERVED UNDER THE COPYRIGHT LAWS.			
TITLE		SS5 ANCHORS W/ ADAPTERS	
SIZE	DWG NO.	CAT / PART / ASSY NO.	REV
SB	SA126542AE	SEE CHART	A
DO NOT SCALE THIS DRAWING	DRN BY M/W/W	DATE 7/25/23	SHEET 1 OF 1