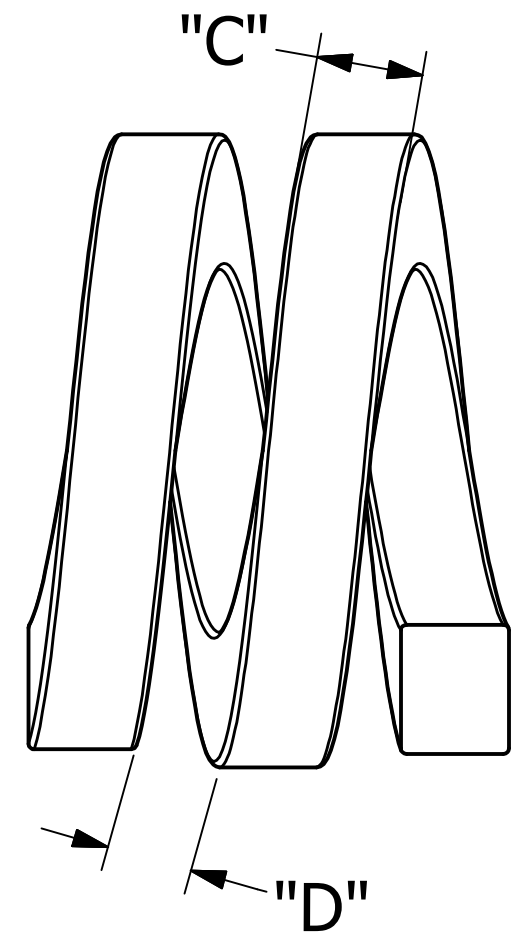
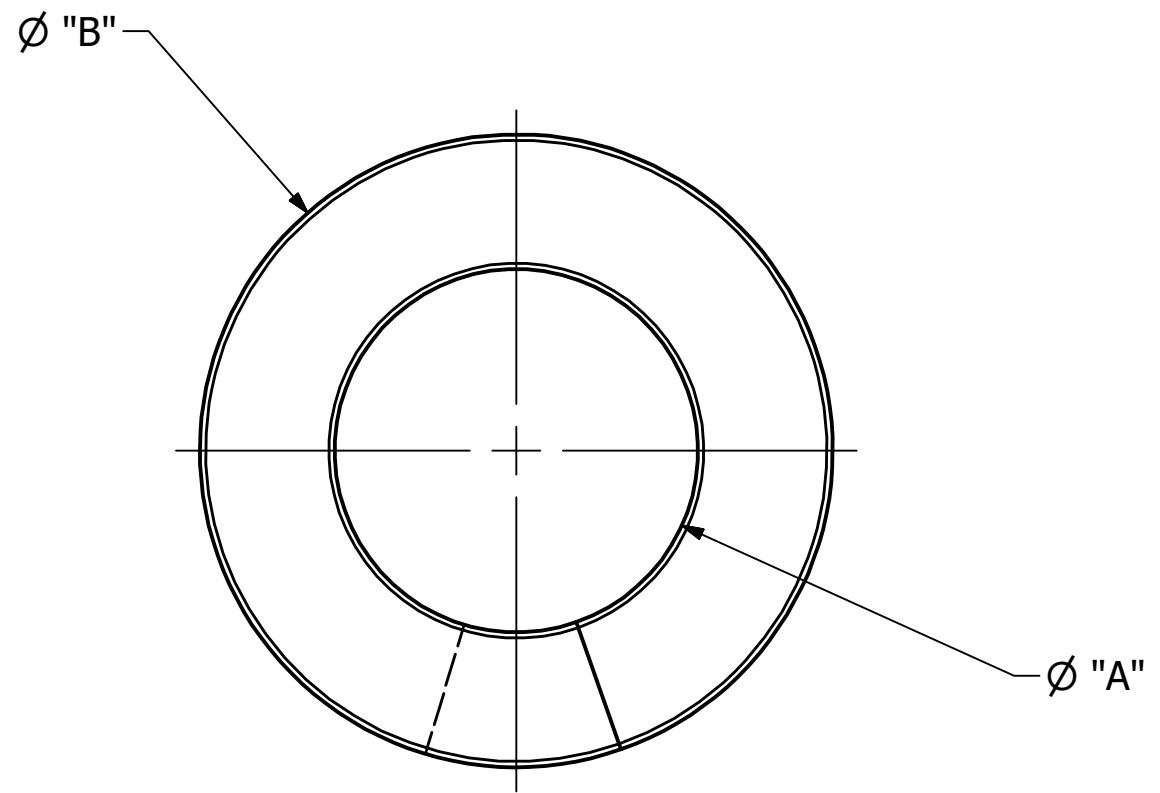



| CATALOG NUMBER | USA PART NO. | NOMINAL BOLT SIZE | "A" MIN - MAX | "B" MAX | "C" MIN | "D" |
|----------------|--------------|-------------------|------------------|------------|------------|------|
| C2050188 | | 3/8" | .377 - .450 | .766 | .094 | .105 |
| C2050185 | | 1/2" | .502 - .574 | .965 | .125 | .135 |
| C2050186 | C2050186USA | 5/8" | .628 - .704 | 1.170 | .156 | .165 |
| C2050187 | | 3/4" | .753 - .832 | 1.363 | .188 | .185 |



- NOTES -

1. MATERIAL: STEEL, HOT DIP GALVANIZED PER ASTM A153.
2. CATALOG NUMBERS WITH A "USA" SUFFIX HAVE ALL COMPONENTS MELTED AND MANUFACTURED IN THE USA.
3. ALL DIMENSIONS PRIOR TO GALVANIZING UNLESS OTHERWISE SPECIFIED.
4. "A" DIMENSION AFTER GALVANIZING.

| | | | | |
|---|------------------------------------|---|-----------------------------|-----------------|
| <h1>CHANCE[®]</h1> | HUBBELL POWER SYSTEMS, INC. | | | |
| | DOUBLE COIL LOCKWASHER | | | |
| CONFIDENTIAL: THIS DRAWING AND ITS CONTENTS ARE CONFIDENTIAL AND THE EXCLUSIVE PROPERTY OF HUBBELL POWER SYSTEMS. NO PUBLICATION, DISTRIBUTION, OR COPIES MAY BE MADE WITHOUT THE WRITTEN CONSENT OF HUBBELL POWER SYSTEMS. HUBBELL POWER SYSTEMS UNPUBLISHED ALL RIGHTS RESERVED UNDER THE COPYRIGHT LAWS. | SIZE B | CAT / PART / ASSY NO. SEE CHART | DWG NO. SA2050185 | REV E |
| DO NOT SCALE THIS DRAWING | DRN BY TOLIVER | DATE 9/19/19 | SHEET 1 OF 1 | |