

5 CATALOG NUMBER	STANDARD CONDUCTOR		FIGURE	HOLES IN PAD	DIMENSIONS				SHANK SIZE "A" DIA.	USE WITH WEJTAP™ CONNECTOR TYPE
	ACSR	AAC / ASC			C	D	N	T		
WCAB30R2N	6 STR. - 266.6	6 STR. - 300	1	2	1.25 [32]	3.00 [76]	.62 [16]	.34 [9]	4/0 STR. (.52 DIA.) [13]	WCB
WCAB30R4N			2	4	3.00 [76]	3.00 [76]	.62 [16]	.30 [8]		
WCB30R4N			3	4	3.00 [76]	3.00 [76]	.62 [16]	.30 [8]		
WCAY39R2N	266.8 - 556.5	336.4 - 636	1	2	1.75 [44]	3.00 [76]	.62 [16]	.34 [9]	336.4 STR. (.69 DIA.) [18]	WCY (SMALL)
WCAY39R4N			2	4	3.00 [76]	3.00 [76]	.62 [16]	.30 [8]		
WCBY39R4N			3	4	3.00 [76]	3.00 [76]	.62 [16]	.30 [8]		
WCAY49R2N	605 - 1033.5	715.5 - 1113	1	2	1.75 [44]	3.50 [89]	.88 [22]	.69 [18]	795 STR. (1.06 DIA.) [27]	WCY (LARGE)
WCAY49R4N			2	4	3.50 [89]	3.50 [89]	.88 [22]	.69 [18]		
WCBY49R4N			3	4	3.50 [89]	3.50 [89]	.88 [22]	.69 [18]		

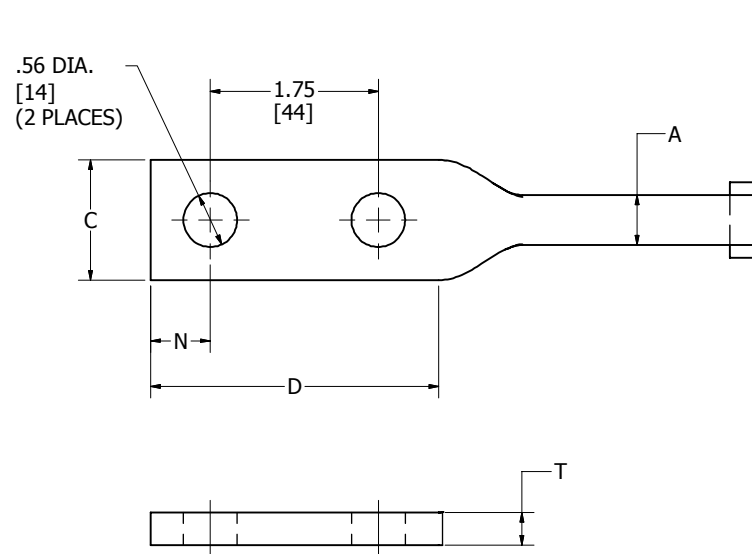
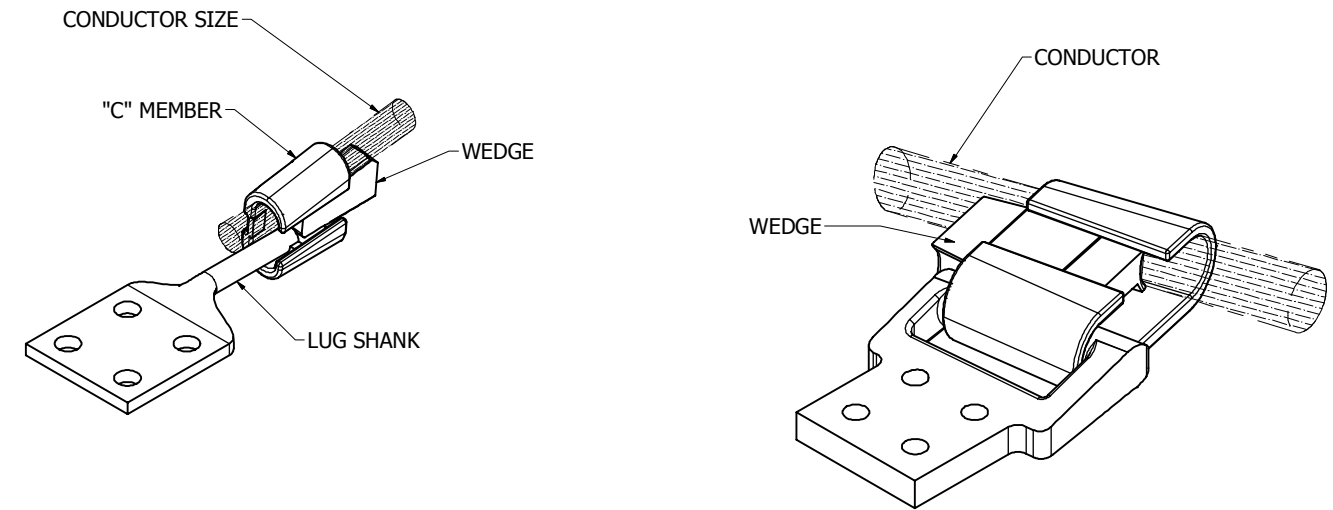


FIG. 1
2 HOLE POWERLUG™

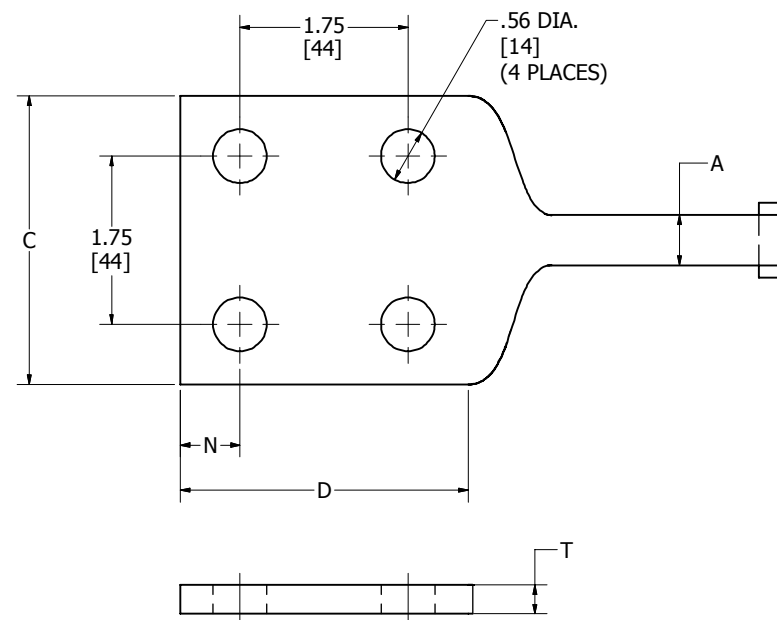


FIG. 2
4 HOLE POWERLUG™

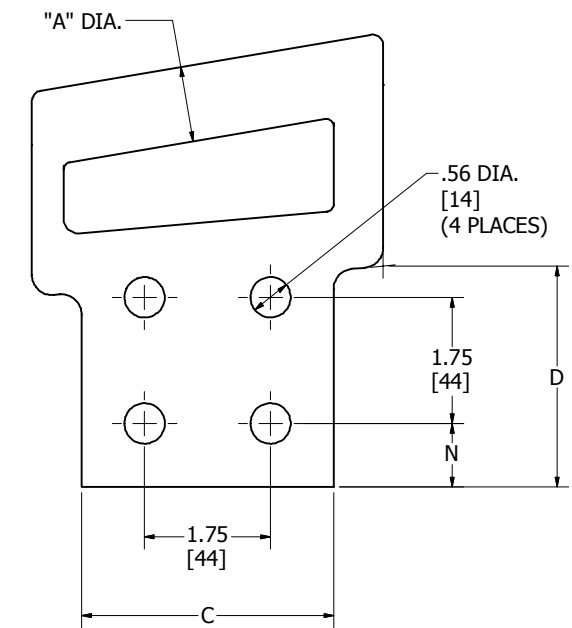
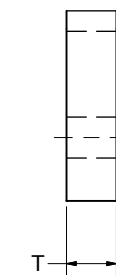


FIG. 3
4 HOLE FLAG

NOTES:

- 1 WEJTAP™ CONNECTOR TAP GROOVE.
- 2 REFER TO BURNDY MASTER CATALOG FOR THE APPROPRIATE WEJTAP™ CONNECTOR SIZE, OR CONTACT BURNDY USA.
- 3 MATERIAL: ALUMINUM
- 4 DIMENSIONS IN BRACKETS [] ARE IN MILLIMETERS ROUNDED OFF TO THE NEAREST MILLIMETER, UNLESS OTHERWISE SPECIFIED AND ARE FOR REFERENCE ONLY.
- 5 SUFFIX LETTER "U" IS USED IN PLACE OF "N" TO DENOTE THAT POWERLUG™ HAS NO HOLES.

TO ORDER BURNDY® PRODUCTS CALL		WEJTAP™, POWERLUG™ AND BARTAP™	
UNITED STATES 1-800-346-4175 (LONDONDERRY, NH)		ITEM NO: N/A	
CANADA: 1-800-361-6975 (QUEBEC) 1-800-387-6487 (ALL OTHER PROVINCES)		CAT. NO: WCA-N, WCB-N (TABLE)	
FOR PRODUCT INFO: http://www.burndy.com		DRAWN BY: JSG 9/25/1991	
		CHECKER: KH 11/25/1991	
		DSN APRVL: CB 11/27/1991	
		MFG APRVL: --	
		QA APRVL: AL 11/27/1991	
		MKT APRVL: DH 12/3/1991	
		PROD FAM: --	
		DRAWING NO	
		PROJECT #: --	
		SIZE	
		DOCUMENT TYPE: SALES	
		REL LEVEL: Released	
		SA206276-01	
		SHEET 1 OF 1	
		A	