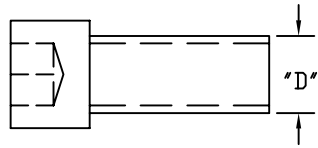
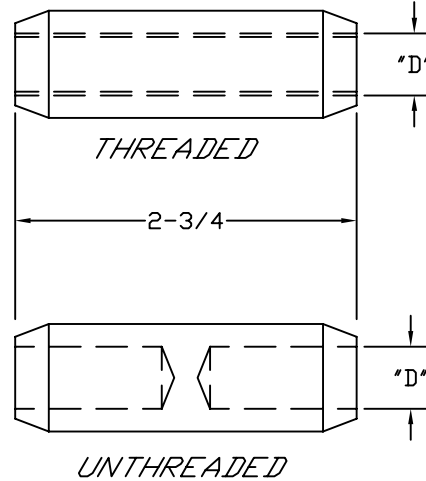


DRIVE HEADS



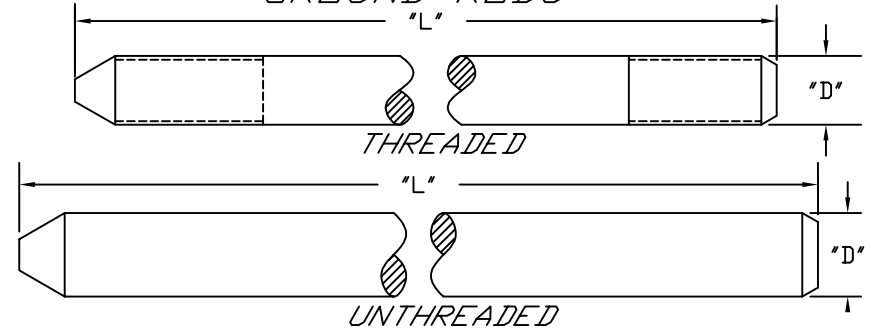
CATALOG NUMBER	THREAD PROFILE	NOMINAL DIAMETER "D"
CTDH12	9/16-12	1/2
CTDH58	5/8-11	5/8
CTDH34	3/4-10	3/4

COUPLERS



CATALOG NUMBER	NOMINAL DIAMETER "D"	THREAD PROFILE
CCC12	1/2	---
CCC58	5/8	---
CCC34	3/4	---
CTC12	1/2	9/16-12
CTC58	5/8	5/8-11
CTC34	3/4	3/4-10

GROUND RODS



CATALOG NUMBER	LENGTH "L"	NOMINAL DIAMETER "D"	THREAD PROFILE
C611380	8 FT.	1/2	---
C611300	10 FT.	1/2	---
C613450	5 FT.	3/4	---
C613460	6 FT.	3/4	---
C613480	8 FT.	3/4	---
C613400	10 FT.	3/4	---
C615850	5 FT.	5/8	---
C615860	6 FT.	5/8	---
C615880	8 FT.	5/8	---
C615800	10 FT.	5/8	---
C631380	8 FT.	1/2	9/16-12
C631300	10 FT.	1/2	9/16-12
C635840	4 FT.	5/8	5/8-11
C635850	5 FT.	5/8	5/8-11
C635860	6 FT.	5/8	5/8-11
C635880	8 FT.	5/8	5/8-11
C635800	10 FT.	5/8	5/8-11
C633460	6 FT.	3/4	3/4-10
C633480	8 FT.	3/4	3/4-10
C633400	10 FT.	3/4	3/4-10

-NOTES-

1. ALL GROUND RODS AND COUPLERS MEET ANSI/NEMA GR1
2. COPPER COATING THICKNESS .010"

CHANCE
TOLERANCE CHART
EC 06827



HUBBELL® POWER SYSTEMS

CONFIDENTIAL: THIS DRAWING AND ITS CONTENTS ARE CONFIDENTIAL AND THE EXCLUSIVE PROPERTY OF HUBBELL POWER SYSTEMS. NO PUBLICATION, DISTRIBUTION OR COPIES MAY BE MADE WITHOUT THE WRITTEN CONSENT OF HUBBELL POWER SYSTEMS. HUBBELL POWER SYSTEMS UNPUBLISHED. ALL RIGHTS RESERVED UNDER THE COPYRIGHT LAWS.

TITLE
10 MIL CU THICKNESS
GROUND RODS

SIZE	DWG NO.	CAT / PART / ASSY NO.	REV
SB	SA611380	SEE CHARTS	C
DO NOT SCALE THIS DRAWING	DRN BY HOEK	DATE 12/9/19	SHEET 01 OF 01