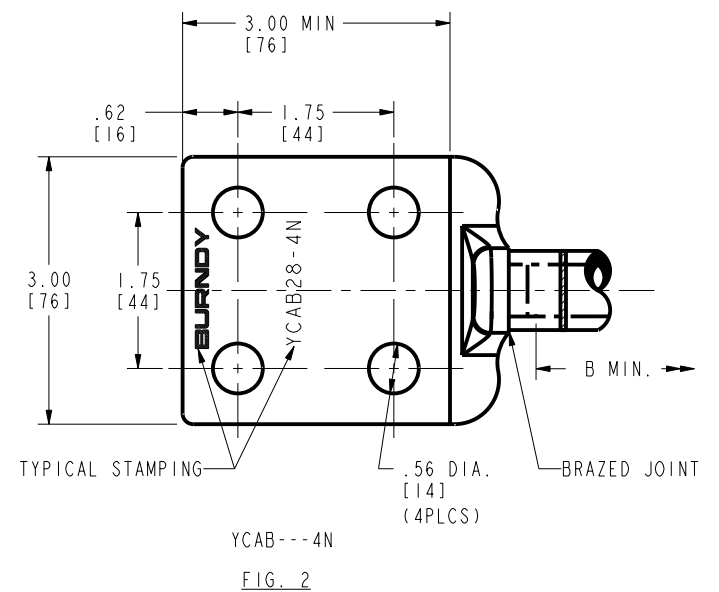
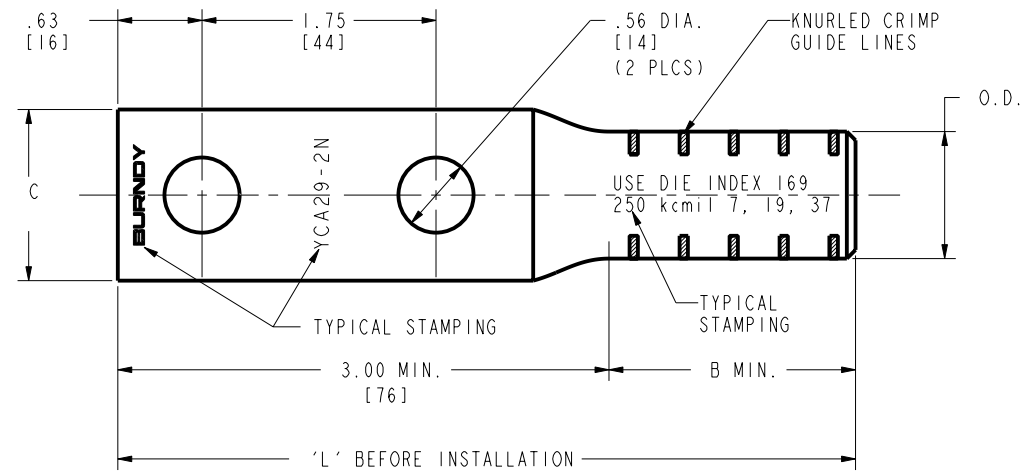
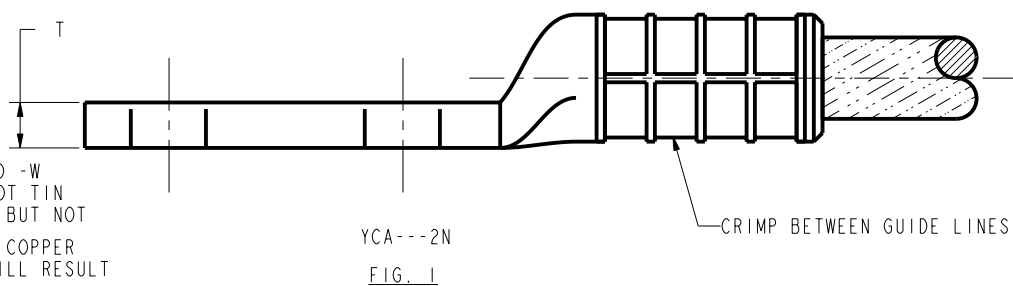


CATALOG NUMBER	COPPER CONDUCTOR		STUD SIZE	FIG. NO.	DIMENSIONS					INSTALLATION TOOLING (# CRIMPS)										
	SIZE	STR.			B MIN	C	L REF.	O.D.	T	DIE INFORMATION		MECHANICAL		HYDRAULIC					KEARNEY DIE WH-TOOL	WIRE STRIP LENGTH
										DIE INDEX	TYPE	OUR840	MD6/MD7	Y35, Y39, Y750, BAT35, BAT750, PAT750	Y46	Y45	Y48B	Y60BHU		
YCA26-2N	2/0 STR. (.419)	7, 19 37	1/2"	1	1.72 [44]	.97 [25]	5.27 [134]	.71 [18]	.26 [7]	166 OR 206	DIE SET	----	WI66 (6)	UI66 (3)/U459 (3)	UI66 (3)/U459 (3)	UI66 (3)/U459 (3)	C166 (1)	LI66 (1)	5/8 (1)	1-13/16"
YCAB26-4N	2/0 STR. (.419)	7, 19 37		2	1.72 [44]	3.00 [76]	5.27 [134]	.71 [18]	.26 [7]	166 OR 206	DIE SET	----	WI66 (6)	UI66 (3)/U459 (3)	UI66 (3)/U459 (3)	UI66 (3)/U459 (3)	C166 (1)	LI66 (1)	5/8 (1)	1-13/16"
YCA27-2N	3/0 STR. (.470)	7, 19		1	1.69 [43]	1.08 [27]	5.33 [135]	.79 [20]	.29 [7]	167, 207 OR 211	DIE SET	----	WI67 (6)	UI67 (3)/U568 (3)	UI67 (3)/U568 (3)	UI67 (3)/U568 (3)	C167 (1)	LI67 (1)	7/8	1-3/4"
YCA78-2N	4/0 SOL. (.460)	1		1	1.50 [38]	1.13 [29]	5.12 [130]	.86 [22]	.37 [9]	168 OR 208	DIE SET	----	----	UI68 (3)	UI68 (3)	UI68 (3)	C168 (1)	LI68 (1)	----	1-9/16"
YCA28-2N	4/0 STR. (.552)	7, 12 19		1	1.62 [41]	1.22 [31]	5.35 [136]	.89 [23]	.30 [8]	168 OR 208	DIE SET	----	----	UI68 (3)	UI68 (3)	UI68 (3)	C168 (1)	LI68 (1)	----	1-11/16"
YCAB28-4N	4/0 STR. (.552)	7, 12 19		2	1.62 [41]	3.00 [76]	5.69 [145]	.89 [23]	.31 [8]	168 OR 208	DIE SET	----	----	UI68 (3)	UI68 (3)	UI68 (3)	C168 (1)	LI68 (1)	----	1-11/16"
YCA29-2N	250 kcmil (.575)	7, 19 37		1	1.81 [46]	1.28 [33]	5.52 [140]	.95 [24]	.34 [9]	169	DIE SET	----	----	UI69 (4)	UI69 (4)	UI69 (4)	C169 (1)	LI69 (1)	----	1-7/8"
YCA30-2N	300 kcmil (.630)	19, 37		1	1.71 [43]	1.42 [36]	5.54 [141]	1.05 [27]	.39 [10]	170	DIE SET	----	----	UI70 (5)	UI70 (5)	UI70 (5)	C170 (1)	LI70 (1)	----	1-13/16"
YCAB30-4N	300 kcmil (.630)	19, 37		2	1.71 [43]	3.00 [76]	5.54 [141]	1.05 [27]	.25 [6]	170	DIE SET	----	----	UI70 (5)	UI70 (5)	UI70 (5)	C170 (1)	LI70 (1)	----	1-13/16"



- NOTES:
- MATERIAL: [FIG.1] COPPER TUBING.  
[FIG.2] CAST COPPER ALLOY TONGUE WITH COPPER SLEEVE.
  - WHEN TONGUE OF CONNECTOR IS TO BE BOLTED TO A FLAT ALUMINIUM SURFACE ADD -W TO THE END OF THE CATALOG NUMBER. THE CONNECTOR WILL THEN BE SUPPLIED HOT TIN DIPPED. WHEN INSTALLING CONNECTOR, SCRATCH BRUSH THE ALUMINIUM SURFACE, BUT NOT THE PLATED CONNECTOR, AND APPLY PENETROX™ 'A' TO BOTH SURFACES. THESE COPPER CONNECTORS ARE NOT TO BE USED ON ALUMINIUM CABLE. SUCH AN APPLICATION WILL RESULT IN FAILURE OF ELECTRICAL JOINT.
  - CATALOG #PT6515 ADAPTOR IS REQUIRED TO USE "U" DIES IN Y45 SERIES TOOLS.
  - CATALOG #PUADP-1 ADAPTOR IS REQUIRED TO USE "U" DIES IN Y46 SERIES TOOLS.
  - OIL TIGHT CONNECTOR: WHEN OIL TIGHT CONNECTOR IS REQUIRED, ADD 'DT' TO THE CAT. NO. EXAMPLE: YCABIC-2NDT CONNECTOR IS TIN PLATED.
  - FOR CONNECTOR WITH BOTH THE TOP AND BOTTOM OF THE TONGUE FINISHED ADD THE SUFFIX "Q" TO THE CAT. NO.
  - DIMENSIONS IN BRACKETS [ ] ARE IN MILLIMETERS ROUNDED OFF TO THE NEAREST MILLIMETER, UNLESS OTHERWISE NOTED, AND ARE FOR REFERENCE ONLY.



TO ORDER BURNDY® PRODUCTS CALL UNITED STATES 1-800-346-4175 (LONDONDERRY, NH) CANADA: 1-800-361-6975 (QUEBEC) 1-800-387-6487 (ALL OTHER PROVINCES) FOR PRODUCT INFO: <a href="http://www.burndy.com">http://www.burndy.com</a>	HYLUG™ (COPPER) NEMA	
	ITEM NO: N/A	SCALE: 1:1
	CAT. NO: YCA-- (TABLE)	DRAWING NO: SD029071-01
	DRAWN BY: T.E.D. 11/04/64	REV: B
	CHECKER: AMC 11/05/64	
DSN APPVL: MG 11/06/64		
MFG APPVL: N/A --		
QA APPVL: J.BRODEUR 6/10/96		
MKT APPVL: R.PELLETIER 5/13/96		
PROD FAM: Overhead_Bare_Clamps		
PROJECT #: --		
DOCUMENT TYPE: Sales		
REL LEVEL: Released		

REV	DATE	DESCRIPTION	ECO	BY	C'H'K.
B	6/12/2009 12:00:00 AM	REDRAW IN PROE	18027	MG	BSK

REV: PEO200