

DRAWING NO.
SD062922-01

7

6

5

4

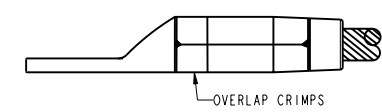
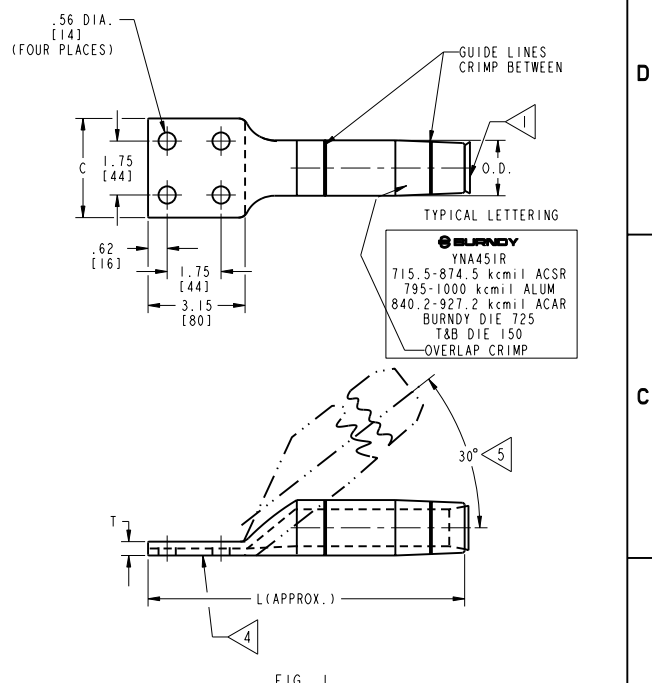
3

2

1

REV	DATE	DESCRIPTION	ECO	BY	C.M.N.
E	7/12/2010 12:00:00 AM	CHANGE INSTALLATION INSTRUCTION SPEC FROM DRAWING SD04890 TO DRAWING 30002494	21569	MB	NG

D	CONDUCTOR ACSR-ALUM-ACAR ALL STRANDING	CATALOG NO.	FIG. NO.	C	L	O.D.	T	INSTALLATION DATA OVERLAP CRIMPS							
								BURNDY® HYPRESS™ & DIESET		ALCOA DIE SET		T & B DIE SET		ACA DIES	
								TOOL NO.	DIE NO.	150B	H2H/100A	T&B 21940 TYPE PRESS	60 TON PRESS	100 TON PRESS	
C	300-336.4 kcmil [152.0-170.5 sq mm] ACSR 336.4-350 kcmil [170.5-177.4 sq mm] ALUM 395.1-395.2 kcmil [200.2-200.3 sq mm] ACAR	YNA32R	2	1.68 [42.7]	8.96 [227.6]	1.19 [30.2]	.39 [9.9]	717	L717	M717	H717/MH717	96	--	--	
	397.5 kcmil [201.4 sq mm] ACSR 397.5-477 kcmil [201.4-241.7 sq mm] ALUM	YNA34R		1.78 [45.2]	9.08 [230.6]	1.30 [33.0]	.46 [11.7]	719	L719	M719	H719/MH719	106	6020AH	10020AH	
	477 kcmil [241.7 sq mm] ACSR 500-556.5 kcmil [253.4-282.0 sq mm] ALUM	YNA36R		1.96 [49.8]	9.47 [240.5]	1.41 [35.8]	.48 [12.2]	720	L720	M720	H720/MH720	115	--	--	
	556.5 kcmil [282 sq mm] ACSR 600-650 kcmil [304.0-329.4 sq mm] ALUM 634.9-653.1 kcmil [321.7-330.9 sq mm] ACAR	YNA39R		2.08 [52.8]	9.84 [249.9]	1.50 [38.1]	.53 [13.5]	722	L722	M722	H722/MH722	125	6024AH	10024AH	
	605-666.6 kcmil [306.6-337.8 sq mm] ACSR 700-800 kcmil [354.7-405.4 sq mm] ALUM	YNA43R2N		3.07 [78.0]	10.07 [255.8]	1.61 [40.9]	.36 [9.1]	724	L724	M724	H724/MH724	140	--	--	
	605-666.6 kcmil [306.6-337.8 sq mm] ACSR 700-800 kcmil [354.7-405.4 sq mm] ALUM	YNA43R		3.07 [78.0]	10.07 [255.8]	1.61 [40.9]	.36 [9.1]	724	L724	M724	H724/MH724	140	--	--	
	715.5-874.5 kcmil [362.5-443.1 sq mm] ACSR 795-1000 kcmil [402.8-506.7 sq mm] ALUM 840.2-927.2 kcmil [425.7-469.8 sq mm] ACAR	YNA451R			10.28 [261.1]	1.80 [45.7]	.45 [11.4]	725	L725	M725	H725/MH725	150	--	--	
	900-1113 kcmil 45-7 STR [456.0-564.0 sq mm] ACSR 1033.5-1272 kcmil [523.7-644.5 sq mm] ALUM 983.1-1198 kcmil [498.1-607.0 sq mm] ACAR	YNA49R		3.22 [81.8]	10.46 [265.7]	1.97 [50.0]	.52 [13.2]	727	L727	M727	H727/MH727	161	6030AH	10030AH	
	1113.54-19 STR-1351.5 kcmil [564.0-684.8 sq mm] ACSR 1351.5-1510 kcmil [684.8-765.1 sq mm] ALUM 1277-1280 kcmil [647.1-648.6 sq mm] ACAR	YNA52R			12.24 [310.9]			728	L728	M728	H728/MH728	189	6036AH	10036AH	
	1431 kcmil [725.1 sq mm] ACSR 1590-1600 kcmil [805.7-810.7 sq mm] ALUM 1534 kcmil [777.3 sq mm] ACAR	YNA54R		3.11 [79.0]	13.46 [341.9]										
B	1510.5-1590 kcmil [765.4-805.7 sq mm] ACSR 1700-1800 kcmil [861.4-912.1 sq mm] ALUM 1650 kcmil 42-19 STR [836.1 sq mm] ACAR	YNA56R	1	3.44 [87.4]	12.74 [323.6]		.86 [21.8]	729	L729	M729	H729/MH729	204	6040AH	10040AH	
	1780 kcmil [901.9 sq mm] ACSR 2000 kcmil [1013.4 sq mm] ALUM	YNA58R		3.47 [88.1]	13.34 [338.8]	2.50 [63.5]	.80 [20.3]	735	L735	M735	H735/MH735	212, 214	6040AH	10040AH	
	2156-2167 kcmil [1092.5-1098.0 sq mm] ACSR 2250-2300 kcmil [1140.1-1165.4 sq mm] ALUM	YNA59R		3.57 [90.7]	13.25 [336.6]		.64 [16.3]					214	--	--	
	2300 kcmil [1165.4 sq mm] ACSR 2500 kcmil [1266.8 sq mm] ALUM 2267-2500 kcmil [1148.7-1266.8 sq mm] ACAR	YNA594R		3.70 [94.0]	14.35 [364.5]	2.60 [66.0]	.68 [17.3]	740	L740	M740	H740/MH740	-----	--	--	
	2032.1-2034.5 kcmil [1029.7-1030.9 sq mm] ACSR	YNA585R		3.57 [90.7]	13.44 [341.4]	2.50 [63.5]	.75 [19.1]	735	L735	M735	H735/MH735	214	--	--	
	2493 kcmil 54-37 STR [1263.2 sq mm] ACAR	YNA592AR		3.84 [97.5]	13.63 [346.2]	2.75 [69.9]	.84 [21.3]	990	-----	-----	-/MH580	-----	--	--	



VIEW AFTER INSTALLATION

- NOTES:
- 1 > BARRELS PRE-FILLED WITH PENETROX™ & SEALED.
 - 2 > THE DIES LISTED ARE MANUFACTURED BY BURNDY® CORP. FOR USE IN ALCOA H2H&150B PRESSES.
 - 3 > THE EQUIVALENT T&B DIE INDEXES ARE LISTED FOR YOUR CONVENIENCE.
 - 4 > TONGUE COATED WITH AN OXIDE RETARDANT.
 - 5 > HYLUG™ VARIATIONS:
A.) TO SPECIFY HYLUG™ INCLUDING HARDWARE: ADD SUFFIX H TO RESPECTIVE CAT.NO EG. YNA051RH
B.) TO SPECIFY A 30° TONGUE VARIATION ADD SUFFIX 30 TO CAT.NO/EG. YNA49R30
YNA49R30H INCLUDES HARDWARE.
 6. RECOMMENDED TORQUE:
1/2" DIA BOLTS-300 IN-LBS. [34Nm]
 7. CONNECTOR IS INDIVIDUALLY PACKAGED & SEALED IN POLYTUBE.
 - 8 > THIS DESIGN RECOMMENDED WHEN COMPATIBILITY WITH YTS-AR-T-2N AND YTW-AR-T-2N IS REQUIRED.
 9. DIMENSION IN BRACKETS [] DENOTE METRIC UNITS [SI UNITS] AND ARE ROUNDED TO THE NEAREST WHOLE NUMBER. UNLESS OTHERWISE SPECIFIED THESE UNITS SHALL BE USED FOR REFERENCE ONLY.

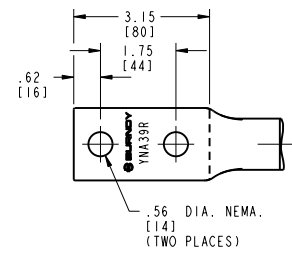


FIG. 2

MATERIAL:
ALUM. TUBE

REFERENCE
SD058036-01 FOR
EHV DESIGN.

INSTALLATION INSTRUCTION ON DWG.30002494 SUPERSEDES SD062922-7

TO ORDER BURNDY® PRODUCTS CALL		HYLUG™ ACSR-ALUM-ACAR <230 KV	
UNITED STATES 1-800-346-4175 (LONDONDERRY, NH)		ITEM NO: N/A	SCALE: 0.500
CANADA: 1-800-361-6975 (QUEBEC) 1-800-387-6487 (ALL OTHER PROVINCES)		CAT. NO: SEE TABLE	REV
FOR PRODUCT INFO: http://www.burndy.com		DRAWN BY: S.D.C. 4-26-71	
		CHECKER: -- --	
		DSN APPVL: -- --	
		WFG APPVL: -- --	
		QA APPVL: -- --	
		MKT APPVL: -- --	
		PROJ FAM: C/M&R COMPRESSION	DRAWING NO
		PROJECT #:	SD062922-01
		DOCUMENT TYPE: Sales	SHEET 1 OF 1
		REL LEVEL: Released	

REV: PEC000

8

7

6

5

4

3

2

1