

Catalog Number	FLAME RETARDANT CLEAR COVER CATALOG NO.	FLAME RETARDANT BLACK COVER CATALOG NO.	Fig	Color Code Die Index	Dimensions			Wire Strip Length	Hydraulic Tools - Dies Required (# Crimps)		Cover Catalog Number	
					Height (H)	Width (W)	Length (L)		750, 35 Series	46 Series Use PUADP1 with U Dies	Clear Cover	Black Cover
YH4444	YH4444WCC	YH4444WC	1	White 1102	3.38	1.70	1.00	1-1/4	-	P1102 (1)	CCFR-FR	CFR-FR
YH4434	YH4434WCC	YH4434WC	6	Yellow KR	3.50	1.70	1.00	1-3/8	-	PYFR (1)	CCFR-FR	CFR-FR
YH4429	YH4429WCC	YH4429WC	5	Yellow KR	3.22	1.70	1.00	1-3/8	-	PYFR (1)	CCFR-FR	CFR-FR
YH3939	YH3939WCC	YH3939WC	1	Yellow KR	2.97	1.50	1.25	1-3/8	-	PYFR (1)	CCFR-FR	CFR-FR
YH3931	YH3931WCC	YH3931WC	2	Yellow KR	2.97	1.50	0.95	1-1/16	-	PYFR (1)	CCFR-FR	CFR-FR
YH3434	YH3434WCC	YH3434WC	1	Brown 1104	2.43	1.15	1.00	1-1/8	U1104M (1) U1104 (2)	P1104 (1) U1104M (1)	CCFN-FR	CFN-FR
YH3429	YH3429WCC	YH3429WC	2	Brown 1104	2.43	1.31	1.00	1-1/8	U1104M (1) U1104 (2)	P1104 (1) U1104M (1)	CCFN-FR	CFN-FR
YH2929	YH2929WCC	YH2929WC	1	Purple 654	1.85	0.90	0.90	1-1/16	U654 (1)	U654 (1) P654 (1)	CCFDX-FR	CFD-FR
YH292C	YH292CWCC	YH292WC	3	Purple 654	1.52	0.90	0.90	1-1/16	U654 (1)	U654 (1) P654 (1)	CCFD-FR	CFD-FR
YH298C	YH298CWCC	YH298CWC	3	Purple 654	1.52	0.90	0.90	1-1/16	U654 (1)	U654 (1) P654 (1)	CCFD-FR	CFD-FR
YH2C2C	YH2C2CWCC	YH2C2CWC	4	Brown C	1.25	0.60	0.75	7/8	UC (1)	UC (1)	CCFO-FR	CFO-FR
YH6C6C	YH6C6CWCC	YH6C6CWC	1	Orange BG	0.81	0.39	0.60	3/4	UBGRT (1)	UBGRT (1)	CCFBG-FR	CFBG-FR
YH8C8C	YH8C8CWCC	YH8C8CWC	4	Green 11	0.63	0.40	0.60	3/4	U11T1 (1)	U11T1 (1)	CCFBG-FR	CFBG-FR

REV	DATE	DESCRIPTION	ECO	BY	C'H'K.
L	05/09/2023	UPDATED AS PER MARKUP	230505030090	YR	RA

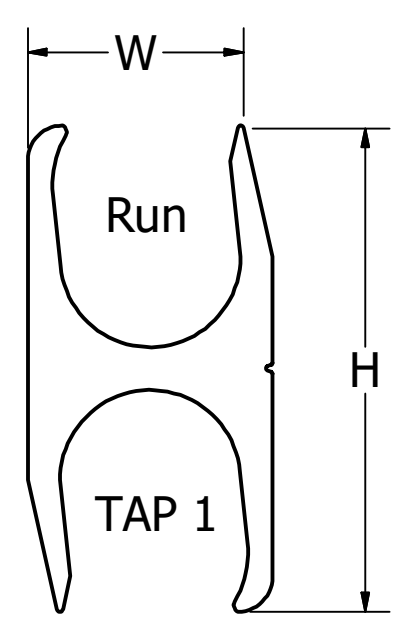
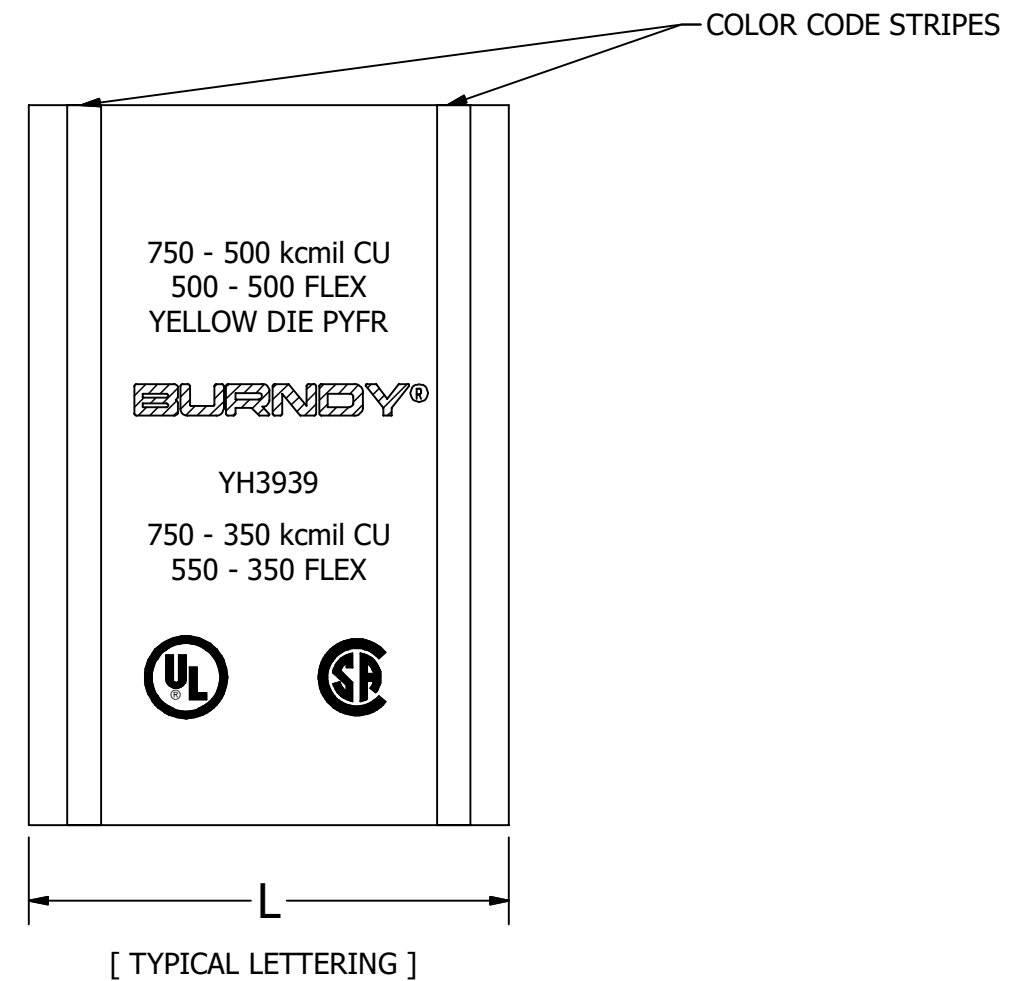


FIG 1

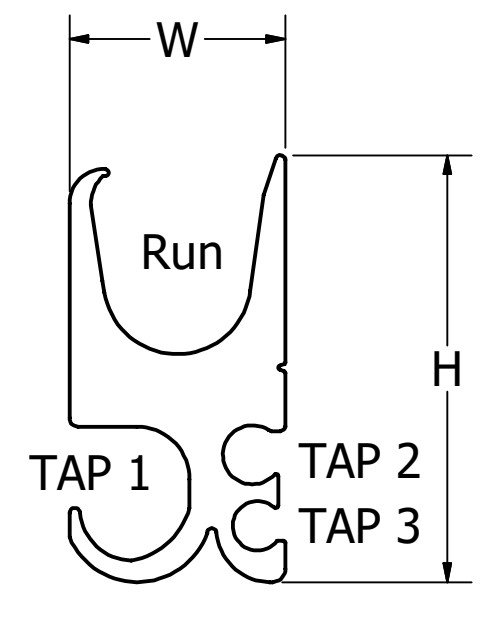


FIG 2

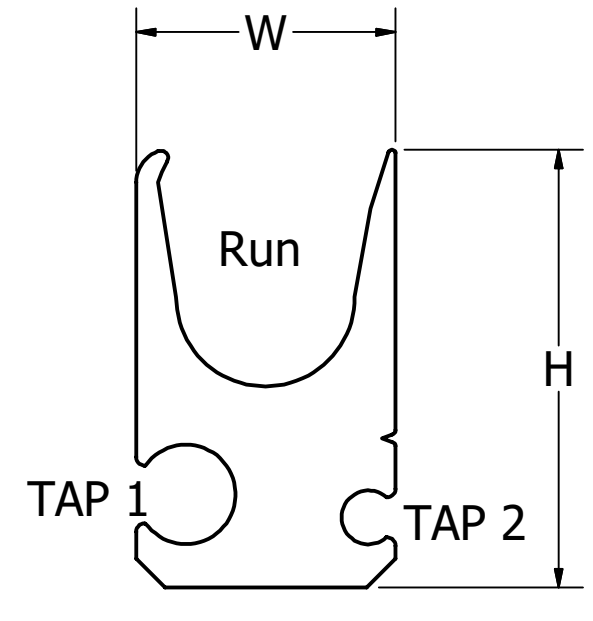


FIG 3

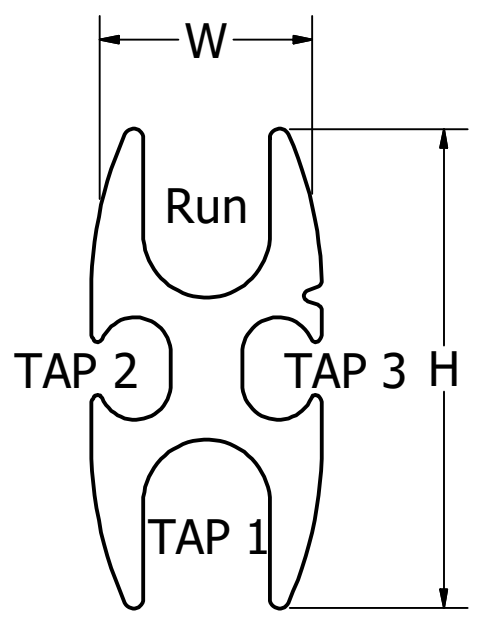


FIG 4

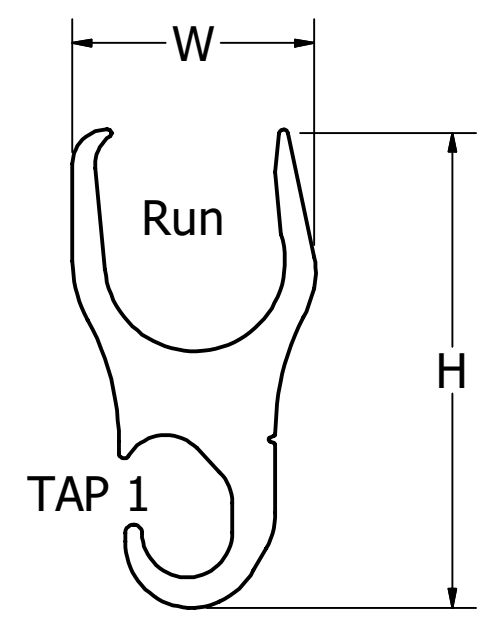


FIG 5

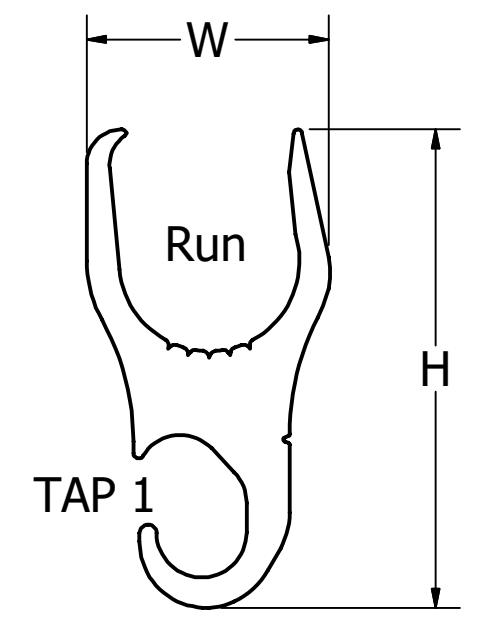


FIG 6


NOTES:

- MATERIAL: COPPER
FINISH: TIN PLATE
- FOR USE WITH COPPER OR TIN PLATED COPPER CONDUCTORS ONLY.
- UL LISTED AND CSA CERTIFIED WIRE CONNECTORS.
SEE SHEET 3 FOR CATALOG NUMBERS THAT HAVE GROUNDING AND BONDING RATING.
- RECOMMENDED CONDUCTOR STRIP LENGTH (CONNECTOR LENGTH + 1/8" MAX), CONNECTOR LENGTH SHOWN BY DIMENSION "L"
- ANY SINGLE TAP OR COMBINATION OF TAPS MAY BE USED.
- MAX CORD IS ATTACHED TO EACH CONNECTOR TO ASSIST IN SECURING CONNECTORS PRIOR TO COMPRESSION.
- USE CFN - FR OR CCFN - FR FOR SINGLE TAP INSTALLATION. USE CFR - FR WHEN 2 OR MORE TAP CONDUCTORS ARE INSTALLED.
- TO ORDER CONNECTOR AND COVER SET, ADD SUFFIX "-WC" TO CONNECTOR CAT NUMBER.
- IF HIGHEST REVISION OF THIS SALES PRINT IS AFFECTED,
UPDATE PRINT WSA208758 TO INCLUDE THE NEW REVISION
- DIMENSIONS IN BRACKETS [] ARE IN MILLIMETERS ROUNDED OFF TO THE NEAREST MILLIMETER, UNLESS OTHERWISE SPECIFIED AND ARE FOR REFERENCE ONLY.

11 NO "CSA" CERTIFICATION.

TO ORDER BURNDY® PRODUCTS CALL
 UNITED STATES
 1-800-346-4175 (LONDONDERRY, NH)
 CANADA:
 1-800-361-6975 (QUEBEC)
 1-800-387-6487 (ALL OTHER PROVINCES)
 FOR PRODUCT INFO: <http://www.burndy.com>

'H' SHAPE COPPER TAP	
ITEM NO: - - -	
CAT. NO: [SEE TABLE]	
DRAWN BY: R.ANNAN	12/28/1990
CHECKER: T.NELSON	02/21/1991
DSN APRVL: G.SCHRADER	12/28/1990
MFG APRVL: J.RUDD	02/21/1991
QA APRVL: F.RUMFELT	12/30/1990
MKT APRVL: --	
PROD FAM: --	
PROJECT #: --	SIZE
DOCUMENT TYPE: SALES	C
REL LEVEL: Released	
DRAWING NO	REV
SD206566-01	L
SHEET 1 OF 3	



Catalog Number	Fig	Conductor Sizes				Metric Conductor Sizes (mm2)				REV	DATE	DESCRIPTION	ECO	BY	CHK.
		Main (Run)	Tap 1	Tap 2	Tap 3	Main (Run)	Tap 1	Tap 2	Tap 3	L	05/09/2023	UPDATED AS PER MARKUP	230505030090	YR	RA
YH4444	1	1000-750 kcmil Class B,C 777-535 kcmil DLO 750-500 kcmil Class I	1000-750 kcmil Class B,C 777-535 kcmil DLO 750-350 kcmil Class I	NA	NA	508-380 mm2 Class 2 393-253 mm2 Class 5	508-380 mm2 Class 2 393-177 mm2 Class 5	NA	NA						
YH4434	6	1000-750 kcmil Class B,C 777-535 kcmil DLO 750-500 kcmil Class I	500-350 kcmil Class B,C 350 kcmil Class I,K	NA	NA	508-380 mm2 Class 2 393-253 mm2 Class 5	253-177 mm2 Class 2 177 mm2 Class 5	NA	NA						
YH4429	5	1000-750 kcmil Class B,C 777-535 kcmil DLO 750-500 kcmil Class I	250 kcmil - 2 AWG Class B,C 4/0 - 2 AWG Class I, DLO	NA	NA	508-380 mm2 Class 2 393-253 mm2 Class 5	127-33.6 mm2 Class 2 107-33.6 mm2 Class 5	NA	NA						
YH3939	1	750 - 500 kcmil B,C 535-444 kcmil DLO 550-450 kcmil Class I	750-350 kcmil B,C 535-313 kcmil DLO 550-350 kcmil Class I	NA	NA	380-253 mm2 Class 2 278-223 mm2 Class 5	380-177 mm2 Class 2 278-159 mm2 Class 5	NA	NA						
YH3931	2	750-350 kcmil B,C 535 kcmil DLO 550 - 500 kcmil Class I	4/0-1/0 AWG Class B,C 250 kcmil - 1/0 AWG Class I, DLO 4/0 AWG Class K	1-6 AWG Solid 1-6 AWG Class B,C 1-8 AWG Class I,DLO	2-14 AWG Class B,C 2-14 AWG Class I,DLO	380-177 mm2 Class 2 278-253 mm2 Class 5	107-53.5 mm2 Class 2 127-53.5 mm2 Class 5	42.4-13.3 mm2 Class 1 42.4-13.3 mm2 Class 2 42.4-8.4 mm2 Class 5	33.6-2.1 mm2 Class 2 33.6-2.1 mm2 Class 5						
YH3434	1	500-250 kcmil Class B,C 373 kcmil - 4/0 AWG DLO 350 kcmil - 4/0 AWG Class I	500 kcmil - 4/0 AWG Class B,C 373 kcmil - 4/0 AWG DLO 350 kcmil - 4/0 AWG Class I	NA	NA	253-127 mm2 Class 2 189-107 mm2 Class 5	253-107 mm2 Class 2 189-107 mm2 Class 5	NA	NA						
YH3429	2	500 kcmil - 4/0 AWG Class B,C 373 kcmil - 4/0 AWG DLO 350 kcmil - 4/0 AWG Class I 4/0 AWG Class K	250 kcmil - 1/0 AWG Class B,C 4/0-1/0 AWG Class I, DLO 4/0 AWG Class K	1-6 AWG Solid 1-6 AWG Class B,C 1-8 AWG Class I,DLO 8 AWG Class K	8-14 AWG Class B,C 8-14 AWG Class I,DLO	253-107 mm2 Class 2 189-107 mm2 Class 5	127-53.5 mm2 Class 2 107-53.5 mm2 Class 5	42.4-13.3 mm2 Class 1 42.4-13.3 mm2 Class 2 42.7-8.4 mm2 Class 5	8.4-2.1 mm2 Class 2 8.4-2.1 mm2 Class 5						
YH2929	1	250 kcmil - 2 AWG Class B,C 4/0-2 AWG Class I, DLO	250 kcmil - 2 AWG Class B,C 4/0-2 AWG Class I, DLO	NA	NA	127-33.6 mm2 Class 2 107-33.6 mm2 Class 5	127-33.6 mm2 Class 2 107-33.6 mm2 Class 5	NA	NA						
YH292C	3	250 kcmil - 2 AWG Class B,C 4/0-2 AWG Class I, DLO	2-6 AWG Sol. 2-6 AWG Class B,C 2-8 AWG Class I, DLO	8-14 AWG Class B,C 8-14 AWG Class I,DLO	NA	127-33.6 mm2 Class 2 107-33.6 mm2 Class 5	33.6-13.3 mm2 Class 1 33.6-13.3 mm2 Class 2 33.6-8.4 mm2 Class 5	8.4-2.1 mm2 Class 2 8.4-2.1 mm2 Class 5	NA						
YH298C	3	250 kcmil - 2 AWG Class B,C 4/0-2 AWG Class I, DLO	8-14 AWG Class B,C 10-14 AWG Class G,H,I, DLO 8 AWG I, DLO	8-14 AWG Class B,C 10-14 AWG Class G,H,I, DLO 8 AWG I, DLO	NA	127-33.6 mm2 Class 2 107-33.6 mm2 Class 5	8.4-2.1 mm2 Class 2 8.4-2.1 mm2 Class 5	8.4-2.1 mm2 Class 2 8.4-2.1 mm2 Class 5	NA						
YH2C2C	4	2-6 AWG Solid 2-6 AWG Class B,C 2-6 AWG Class G,HI,DLO 8 AWG Class I,K, DLO	2-6 AWG Solid 2-6 AWG Class B,C 2-6 AWG Class G,HI,DLO 8 AWG Class I,K, DLO	8-14 AWG Class B,C 8-14 AWG Class G,H,I,DLO 8 AWG Class K	8-14 AWG Class B,C 8-14 AWG Class G,H,I,DLO 8 AWG Class K	33.6-13.3 mm2 Class 1 33.6-13.3 mm2 Class 2 33.6-8.4 mm2 Class 5	33.6-13.3 mm2 Class 1 33.6-13.3 mm2 Class 2 33.6-8.4 mm2 Class 5	8.4-2.1 mm2 Class 2 8.4-2.1 mm2 Class 5	8.4-2.1 mm2 Class 2 8.4-2.1 mm2 Class 5						
YH6C6C	1	6-10 AWG Class B,C 6-10 AWG Class I,DLO	6-14 AWG Class B,C 6-14 AWG Class I,DLO	NA	NA	13.3-5.3 mm2 Class 2 13.3-5.3 mm2 Class 5	13.3-5.3 mm2 Class 2 13.3-5.3 mm2 Class 5	NA	NA						
YH8C8C	4	8-14 AWG Class B,C 8-14 AWG Class I,DLO	8-14 AWG Class B,C 8-14 AWG Class I,DLO	NA	NA	8.4-2.1 mm2 Class 2 8.4-2.1 mm2 Class 5	8.4-2.1 mm2 Class 2 8.4-2.1 mm2 Class 5	NA	NA						

NOTES:

1. H-TAPS ON THIS SHEET ARE UL LISTED AND CSA CERTIFIED WIRE CONNECTORS.

TO ORDER BURNDY® PRODUCTS CALL

UNITED STATES
1-800-346-4175 (LONDONDERRY, NH)

CANADA:
1-800-361-6975 (QUEBEC)
1-800-387-6487 (ALL OTHER PROVINCES)

FOR PRODUCT INFO: <http://www.burndy.com>

'H' SHAPE COPPER TAP

ITEM NO: - - -

CAT. NO: [SEE TABLE]

DRAWN BY: R.ANNAN 12/28/1990

CHECKER: T.NELSON 02/21/1991

DSN APRVL: G.SCHRADER 12/28/1990

MFG APRVL: J.RUDD 02/21/1991

QA APRVL: F.RUMFELT 12/30/1990

MKT APRVL: --

PROD FAM: --

PROJECT #: --

DOCUMENT TYPE: SALES

REL LEVEL: Released



BURNDY

DRAWING NO

SD206566-01

SHEET 2 OF 3

REV

L

Catalog Number	Fig	Conductor Sizes Code (Class B,C) & Flex Wire (Class G,H,I,K,M,DLO)				Copper Metric Conductor Sizes (mm2)			
		Main (Run)	Tap 1	Tap 2	Tap 3	Main (Run)	Tap 1	Tap 2	Tap 3
YH2929	1	250 kcmil - 2 AWG Class B,C 4/0-2 AWG Class I, DLO	250 kcmil - 2 AWG Class B,C 4/0-2 AWG Class I, DLO	NA	NA	127-33.6 mm2 Class 2 107-33.6 mm2 Class 5	127-33.6 mm2 Class 2 107-33.6 mm2 Class 5	NA	NA
YH292C	3	250 kcmil - 2 AWG Class B,C 4/0-2 AWG Class I, DLO	2-6 AWG Sol. 2-6 AWG Class B,C 2-8 AWG Class I, DLO	8-14 AWG Class B,C 8-14 AWG Class I,DLO	NA	127-33.6 mm2 Class 2 107-33.6 mm2 Class 5	33.6-13.3 mm2 Class 1 33.6-13.3 mm2 Class 2 33.6-8.4 mm2 Class 5	8.4-2.1 mm2 Class 2 8.4-2.1 mm2 Class 5	NA
YH298C	3	250 kcmil - 2 AWG Class B,C 4/0-2 AWG Class I, DLO	8-14 AWG Class B,C 8-14 AWG Class G,H,I,DLO 8 AWG Class K	8-14 AWG Class B,C 8-14 AWG Class G,H,I,DLO 8 AWG Class K	NA	127-33.6 mm2 Class 2 107-33.6 mm2 Class 5	8.4-2.1 mm2 Class 2 8.4-2.1 mm2 Class 5	8.4-2.1 mm2 Class 2 8.4-2.1 mm2 Class 5	NA
YH2C2C	4	2-6 AWG Solid 2-6 AWG Class B,C 2-6 AWG Class G,HI,DLO 8 AWG Class I,K, DLO	2-6 AWG Solid 2-6 AWG Class B,C 2-6 AWG Class G,HI,DLO 8 AWG Class I,K, DLO	8-14 AWG Class B,C 8-14 AWG Class G,H,I,DLO 8 AWG Class K	8-14 AWG Class B,C 8-14 AWG Class G,H,I,DLO 8 AWG Class K	33.6-13.3 mm2 Class 1 33.6-13.3 mm2 Class 2 33.6-8.4 mm2 Class 5	33.6-13.3 mm2 Class 1 33.6-13.3 mm2 Class 2 33.6-8.4 mm2 Class 5	8.4-2.1 mm2 Class 2 8.4-2.1 mm2 Class 5	8.4-2.1 mm2 Class 2 8.4-2.1 mm2 Class 5
YH6C6C	1	6-10 AWG Class B,C 6-10 AWG Class I,DLO	6-14 AWG Class B,C 6-14 AWG Class I,DLO	NA	NA	13.3-5.3 mm2 Class 2 13.3-5.3 mm2 Class 5	13.3-5.3 mm2 Class 2 13.3-5.3 mm2 Class 5	NA	NA
YH8C8C	4	8-14 AWG Class B,C 8-14 AWG Class I,DLO	8-14 AWG Class B,C 8-14 AWG Class I,DLO	NA	NA	8.4-2.1 mm2 Class 2 8.4-2.1 mm2 Class 5	8.4-2.1 mm2 Class 2 8.4-2.1 mm2 Class 5	NA	NA

REV	DATE	DESCRIPTION	ECO	BY	C'H'K.
L	05/09/2023	UPDATED AS PER MARKUP	230505030090	YR	RA

NOTES:

- H-TAPS ON THIS SHEET ARE UL LISTED AND CSA CERTIFIED WIRE CONNECTORS AND LISTED FOR GROUNDING AND BONDING WITH A DIRECT BURIAL RATING.

TO ORDER BURNDY® PRODUCTS CALL

UNITED STATES
1-800-346-4175 (LONDONDERRY, NH)

CANADA:
1-800-361-6975 (QUEBEC)
1-800-387-6487 (ALL OTHER PROVINCES)

FOR PRODUCT INFO: <http://www.burndy.com>

'H' SHAPE COPPER TAP

ITEM NO: - - -

CAT. NO: [SEE TABLE]

DRAWN BY:	R.ANNAN	12/28/1990
CHECKER:	T.NELSON	02/21/1991
DSN APRVL:	G.SCHRADER	12/28/1990
MFG APRVL:	J.RUDD	02/21/1991
QA APRVL:	F.RUMFELT	12/30/1990



BURNDY

MKT APRVL: --			
PROD FAM: --			
PROJECT #: --	SIZE	DRAWING NO	REV
DOCUMENT TYPE: SALES	C	SD206566-01	L
REL LEVEL: Released		SHEET 3 OF 3	