

CATALOG NUMBER	COPPER CONDUCTORS		O.D.		B	BB	L (APPROX.)		INSTALLATION DATA - 'A' SIDE				INSTALLATION DATA - 'AA' SIDE					
	A	AA	LARGE TUBE 'A'	SMALL TUBE 'AA'			FIG. 1	FIG. 2	DIE INDEX NO.	HYPRESS™ DIE SETS			NUMBER OF INDENTS	DIE INDEX NO.	HYPRESS™ DIE SETS			NUMBER OF INDENTS
										Y34A	Y35	Y48B			Y34A	Y35	Y48B	
YCR2625	2/0-7, 11, 12, 19 STR.	1/0 - 7, 19 STR.	.71 [18]	.63 [16]	1.62 [41]	1.53 [39]	4.75 [121]	3.35 [85]	166	A166	U166	C166	3	165	A165	U165	C165	3
YCR2725	3/0-7, 19 STR.	1/0 - 7, 19 STR.	.78 [20]	.63 [16]	1.62 [41]	1.53 [39]	4.78 [121]	3.49 [89]	167	A167	U167	C167	3	165	A165	U165	C165	3
YCR2825	4/0-7, 12, 19 STR.	1/0 - 7, 19 STR.	.89 [23]	.63 [16]	1.62 [41]	1.53 [39]	4.83 [123]	3.59 [91]	168	A168	U168	C168	3	165	A165	U165	C165	3
YCR3128	350 Kcmil - 12, 19, 37 STR.	4/0-7, 12, 19 STR.	1.17 [30]	.89 [23]	2.66 [68]	1.61 [41]	5.49 [139]	5.00 [127]	267	--	U267	C267	2	168	A168	U168	C168	1
YCR3228	400 Kcmil - 19, 37 STR.	4/0-7, 12, 19 STR.	1.24 [31]	.89 [23]	2.78 [71]	1.60 [41]	5.59 [142]	--	209	--	U209	C209	2	168	A168	U168	C168	1
YCR3425	500 Kcmil - 19, 37 STR.	1/0 - 7, 19 STR.	1.38 [35]	.63 [16]	2.50 [64]	1.53 [39]	6.00 [152]	5.05 [128]	210	--	U210	C210	1	165	A165	U165	C165	3
YCR2C4W	#2 - 7 STR.	#4 SOL.	.50 [13]	.38 [10]	1.18 [30]	1.24 [31]	--	3.73 [95]	163	A163	U163	C163	3	162	A162	U162	C162	4
YCR4034	800 Kcmil 37, 61 STR.	500 Kcmil - 19, 37 STR.	1.70 [43]	1.38 [35]	3.00 [76]	2.50 [64]	6.88 [175]	--	627	--	--	C627	3	210	--	U210	C210	2
YCR3934	750 Kcmil 37, 61 STR.	500 Kcmil - 19, 37 STR.	1.70 [43]	1.38 [35]	3.00 [76]	2.50 [64]	6.88 [175]	--	627	--	--	C627	3	210	--	U210	C210	2
YCR3936	750 Kcmil 37, 61 STR.	600 Kcmil 37 STR.	1.70 [43]	1.54 [39]	3.00 [76]	2.20 [56]	6.55 [166]	--	627	--	--	C627	--	576	--	--	C576	--

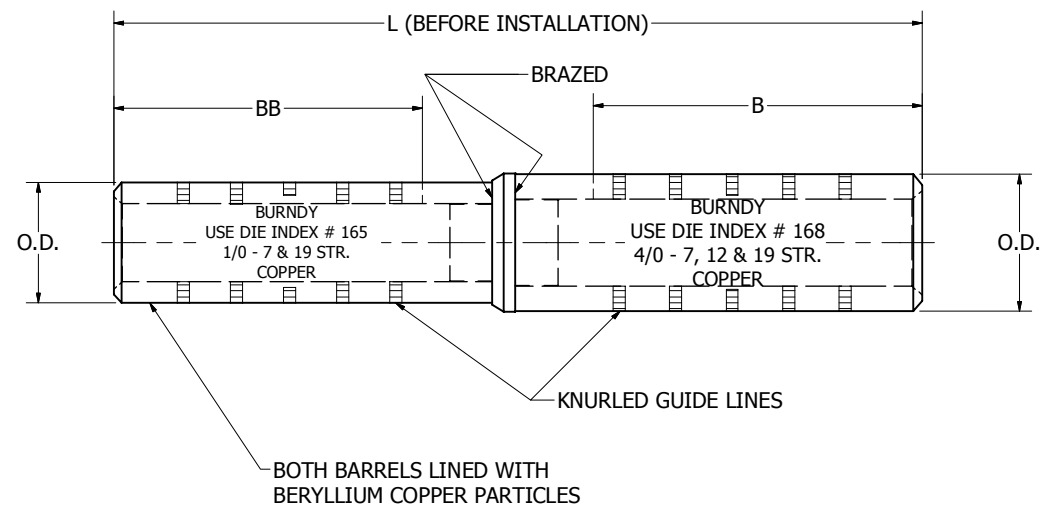


FIG. 1 3

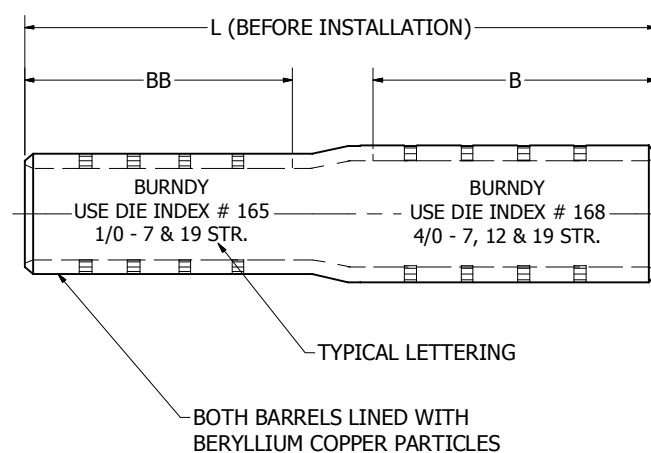
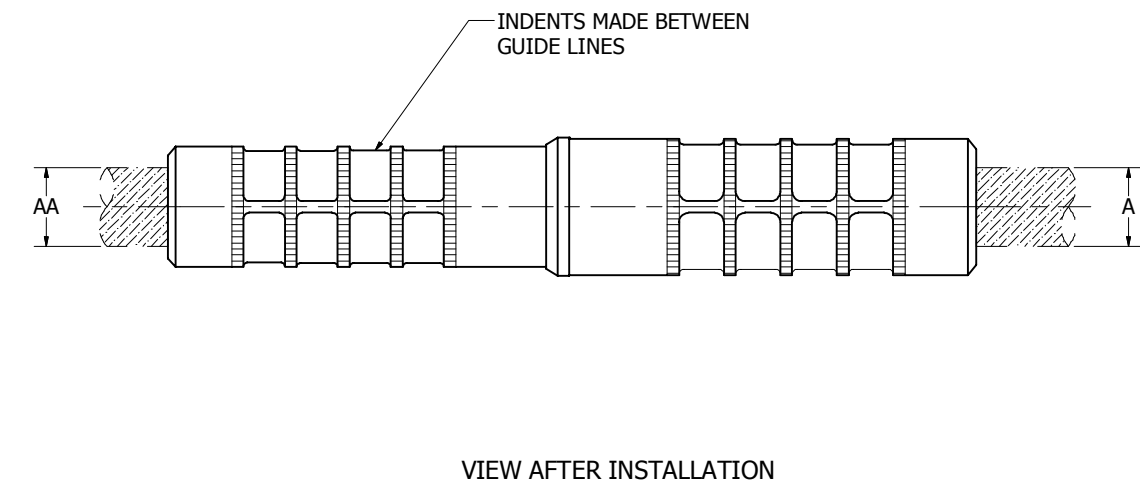


FIG. 2 3 4



NOTES:

1. MATERIAL: COPPER.
2. FINISH: TIN PLATED.
3. EITHER BRAZED (FIG. 1) OR SWAGED (FIG. 2) STYLE CONNECTOR MAY BE SUPPLIED, DEPENDING ON THE QUANTITY ORDERED.
4. INSTALLATION NOTE: WHEN SWAGED STYLE IS USED, LARGER CONDUCTOR MUST BE INSTALLED FIRST.
5. DIMENSIONS IN BRACKETS [] ARE IN MILLIMETERS ROUNDED OFF TO THE NEAREST MILLIMETER, UNLESS OTHERWISE SPECIFIED AND ARE FOR REFERENCE ONLY.

TO ORDER BURNDY® PRODUCTS CALL		LOOP HYSPLICE™ REDUCER (COPPER)	
UNITED STATES 1-800-346-4175 (LONDONDERRY, NH)		ITEM NO: N/A	
CANADA: 1-800-361-6975 (QUEBEC) 1-800-387-6487 (ALL OTHER PROVINCES)		CAT. NO: YCR-- (TABLE)	
FOR PRODUCT INFO: http://www.burndy.com		DRAWN BY: J.V.W 8/13/1951	
		CHECKER: -- 8/14/1951	
		DSN APRVL: --	
		MFG APRVL: --	
		QA APRVL: --	
		MKT APRVL: --	
		PROD FAM: --	
		PROJECT #: --	
		DOCUMENT TYPE: SALES	
		REL LEVEL: Released	
		DRAWING NO	
		SD024526-01	
		REV	
		A	
		SHEET 1 OF 1	