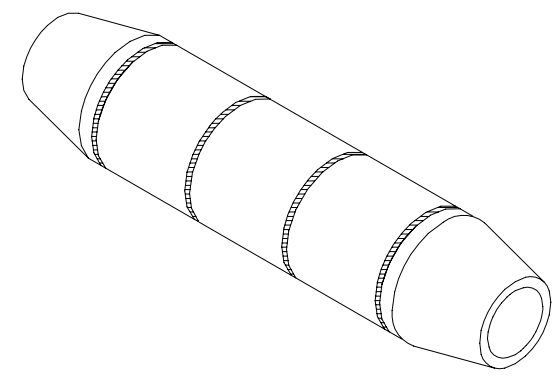
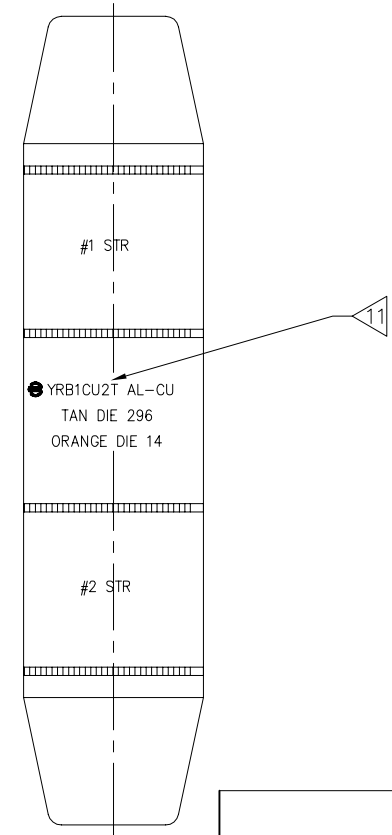
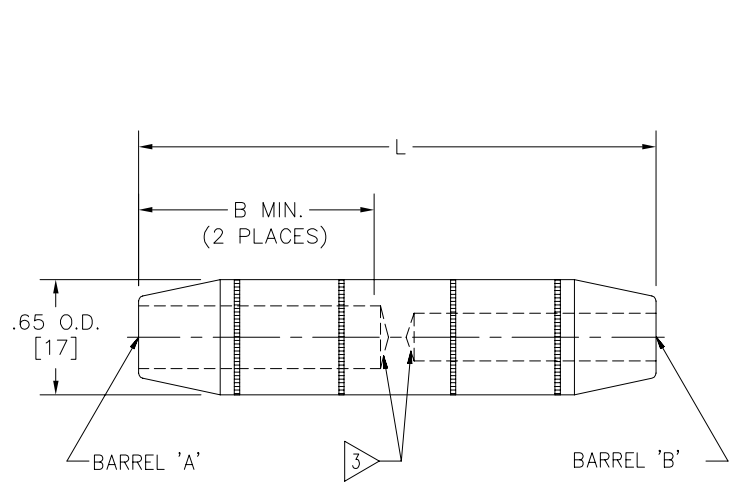


DRAWING NO.  
**SE211534**

CATALOG NUMBER	CONDUCTOR RANGE		DIMENSIONS		WIRE STRIP LENGTH		DIE NUMBER
	BARREL "A" CU & ALUM	BARREL "B" CU & ALUM	B MIN.	L	BARREL "A"	BARREL "B"	
YRB2U6T	#2 (.292 DIA.) 7 STR	#6 (.184 DIA.) 7 STR	1.35 [34]	3.25 [83]	1-7/16"	1-7/16"	14,296
YRB2U3T	#2 (.292 DIA.) 7 STR	#3 (.260 DIA.) 7 STR	1.35 [34]	3.25 [83]	1-7/16"	1-7/16"	14,296
YRB2U2T	#2 (.292 DIA.) 7 STR	#2 (.292 DIA.) 7 STR	1.35 [34]	3.25 [83]	1-7/16"	1-7/16"	14,296
YRB1CU4T	#1 (.332 DIA.) 19 STR OR 1/0 CMPCT (.336 DIA.) 19 STR	#4 (.232 DIA.) 7 STR	1.35 [34]	3.25 [83]	1-7/16"	1-7/16"	14,296
YRB1CU2T	#1 (.332 DIA.) 19 STR OR 1/0 CMPCT (.336 DIA.) 19 STR	#2 (.292 DIA.) 7 STR	1.35 [34]	3.25 [83]	1-7/16"	1-7/16"	14,296
YRB1CU1T	#1 (.332 DIA.) 19 STR OR 1/0 CMPCT (.336 DIA.) 19 STR	#1 (.332 DIA.) 19 STR OR 1/0 CMPCT (.336 DIA.) 19 STR	1.35 [34]	3.25 [83]	1-7/16"	1-7/16"	14,296
YRB25U3T	1/0 (.373 DIA.) 19 STR OR 1/0 CMOCT (.336 DIA.) 19 STR	#3 (.260 DIA.) 7 STR	1.35 [34]	3.25 [83]	1-7/16"	1-7/16"	14,296
YRB25U2T	1/0 (.373 DIA.) 19 STR OR 1/0 CMOCT (.336 DIA.) 19 STR	#2 (.292 DIA.) 7 STR	1.35 [34]	3.25 [83]	1-7/16"	1-7/16"	14,296
YRB25U25T	1/0 (.373 DIA.) 19 STR OR 1/0 CMOCT (.336 DIA.) 19 STR	1/0 (.373 DIA.) 19 STR OR 1/0 CMOCT (.336 DIA.) 19 STR	1.35 [34]	3.25 [83]	1-7/16"	1-7/16"	14,296

COLOR CODE	DIE INFORMATION		MECHANICAL			HYDRAULIC			DIELESS (# OF CRIMPS)
	DIE INDEX	TYPE	OUR840	MD6 MD7	Y35, Y39 Y750, BAT35 BAT750	Y46	Y45	Y48B	
ORANGE	10 14/296	ORANGE DIE SET	X27RT(3)	W27RT(2) W27VT(2)	U27RT(1)	U27RT(1)	U27RT(1)	-----	MECHANICAL: MY29-3(1) MY29-11(1) HYDRAULIC: Y644M(1) BAT644M(1)
TAN	10 14/296	TAN DIE SET	-----	-----	U25ART(1)	U25ART(1)	U25ART(1)	C25AR(1)	



NOTES:

- MATERIAL: ALUMINUM
- FOR TIM PLATING ADD SUFFIX "TN" TO THE CATALOG NO. (EX. YRB2U6TTN). FOR HOT TIN DIPPED AND SUFFIX "W" TO THE CATALOG NO. (EX. YRB2U6TW).
- BARRELS ARE PARTIALLY FILLED WITH PENETROX™ AND SEALED.
- SCRATCH BRUSHING OF ALL CONDUCTORS BEFORE MAKING INSTALLATION IS RECOMMENDED.
- NOT FOR USE WITH COPPER TO COPPER APPLICATIONS.
- DIMENSIONS IN BRACKETS [ ] ARE IN MILLIMETERS ROUNDED OFF TO THE NEAREST MILLIMETER, UNLESS OTHERWISE NOTED, AND ARE FOR REFERENCE ONLY.
- CATALOG #PT6515 ADAPTOR IS REQUIRED TO USE "U" DIES IN Y45 SERIES TOOLS.
- CATALOG #PUADP-1 ADAPTOR IS REQUIRED TO USE "U" DIES IN Y46 SERIES TOOLS.
- ON MY29-3 HYTOOL™ USE ALUM. INDEX PLATE SETTINGS AS FOLLOWS: FOR 1/0 CONDUCTORS USE 1/0 SETTING. FOR CONDUCTORS SMALLER THAN 1/0 SIZE USE 2/0 SETTING.
- ORANGE DIE (INDEX 14) IS UL TESTED. TAN DIE (INDEX 296) IS USED FOR MARKETING REASONS.
- SUFFIX "TN" AND "W" WILL NOT BE STAMPED ON PART.

REV.	DATE	DESCRIPTION	ECO	BY	C'K'D.
C	02/08/2016	ADDING CAT.NO#YRB1CU4T	42918	AV	MB

TO ORDER BURNDY® PRODUCTS CALL		<b>HYREDUCER™</b>	
UNITED STATES: 1-800-346-4175 (LONDONDERRY, NH)		ITEM NO: N/A	
CANADA: 1-800-361-6975 (QUEBEC) 1-800-387-6487 (ALL OTHER PROVINCES)		CAT NO: YRB--U--T (TABLE)	
FOR PRODUCT INFO: <a href="http://www.burndy.com">http://www.burndy.com</a>		SCALE: 1/1	
		DRAWN BY: R. BOISVERT 7/20/98	
		CHECKER: J.MICHAUD 08/05/04	
		DSN APPVL: D.WALTERS 07/13/98	
		MFG APPVL: N/A	
		QC APPVL: S.GRAY 07/14/98	
		MKT APPVL: B.HARGROVE 07/14/98	
		PROJECT #: --	
		PROJ. TYPE: Sales	
		REL LEVEL: RELEASED	
		DRAWING NO: SE211534	REV: C
		SIZE: D	
		SHEET 1 of 5	