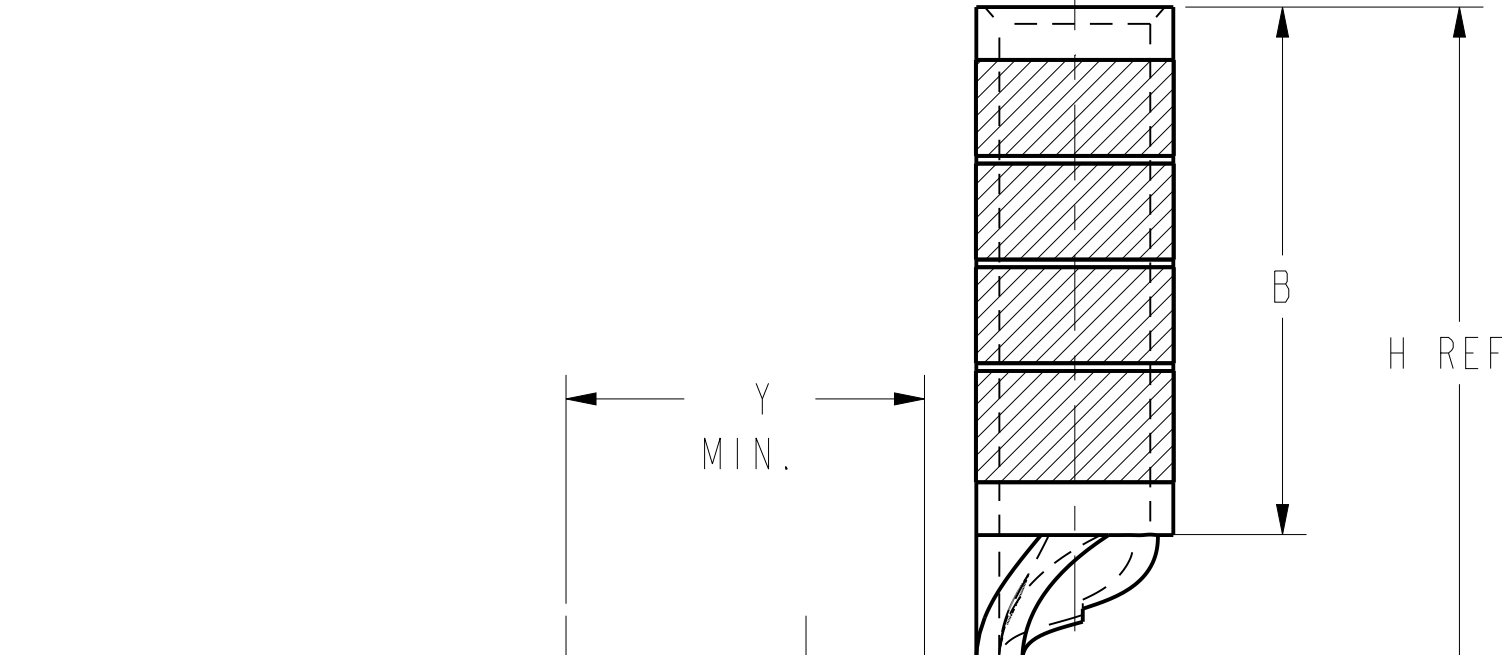
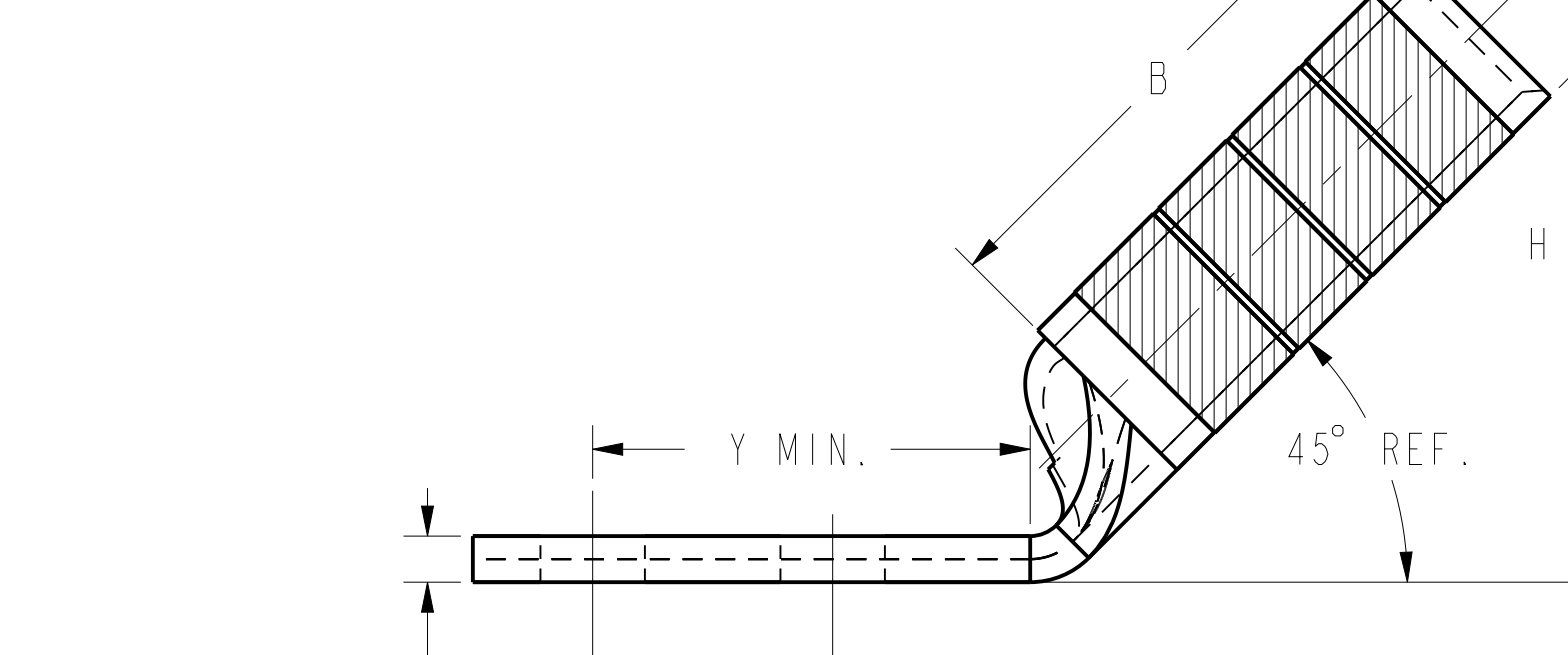
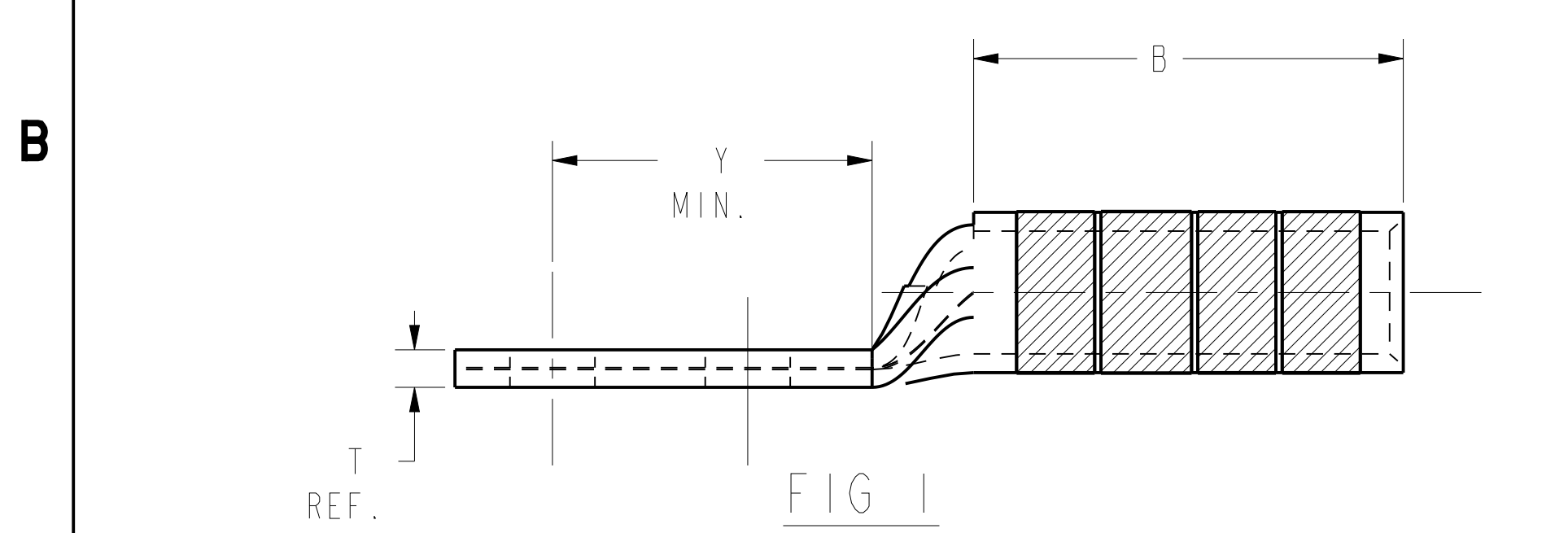
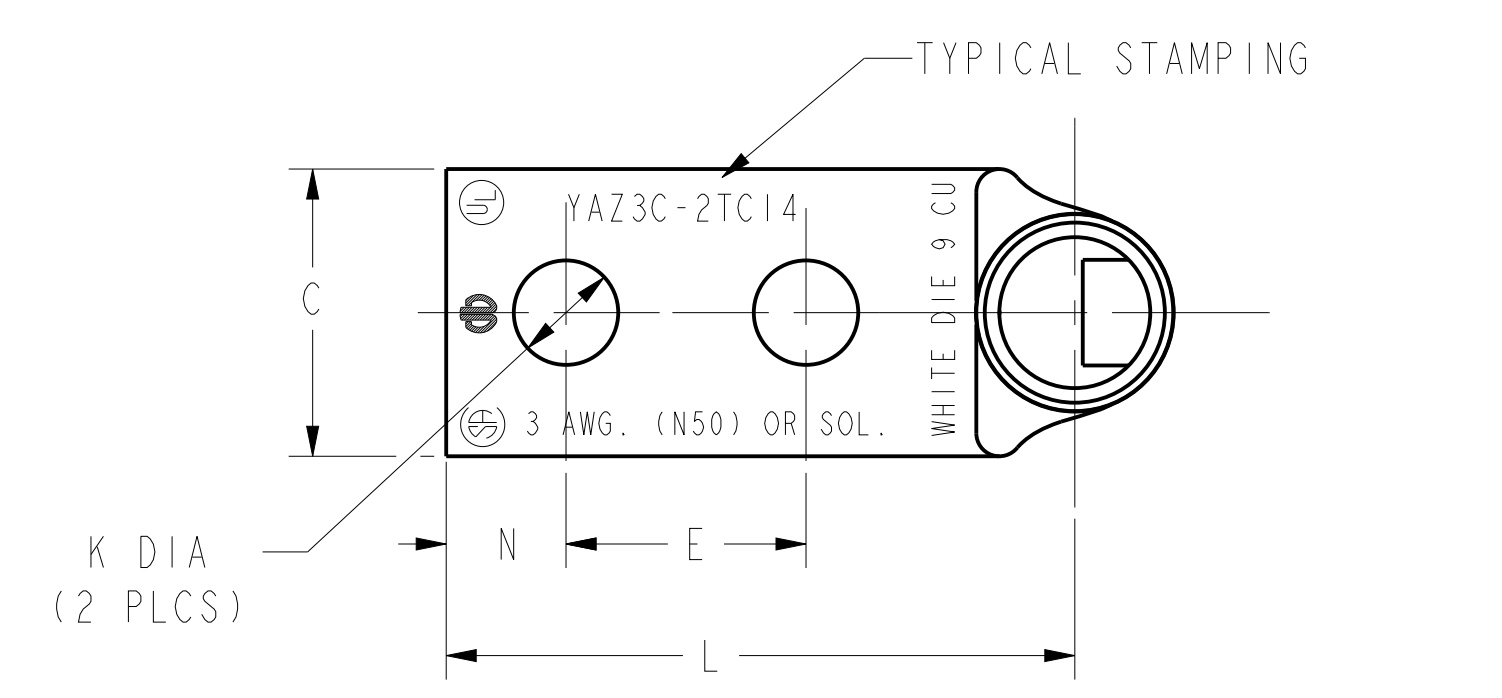
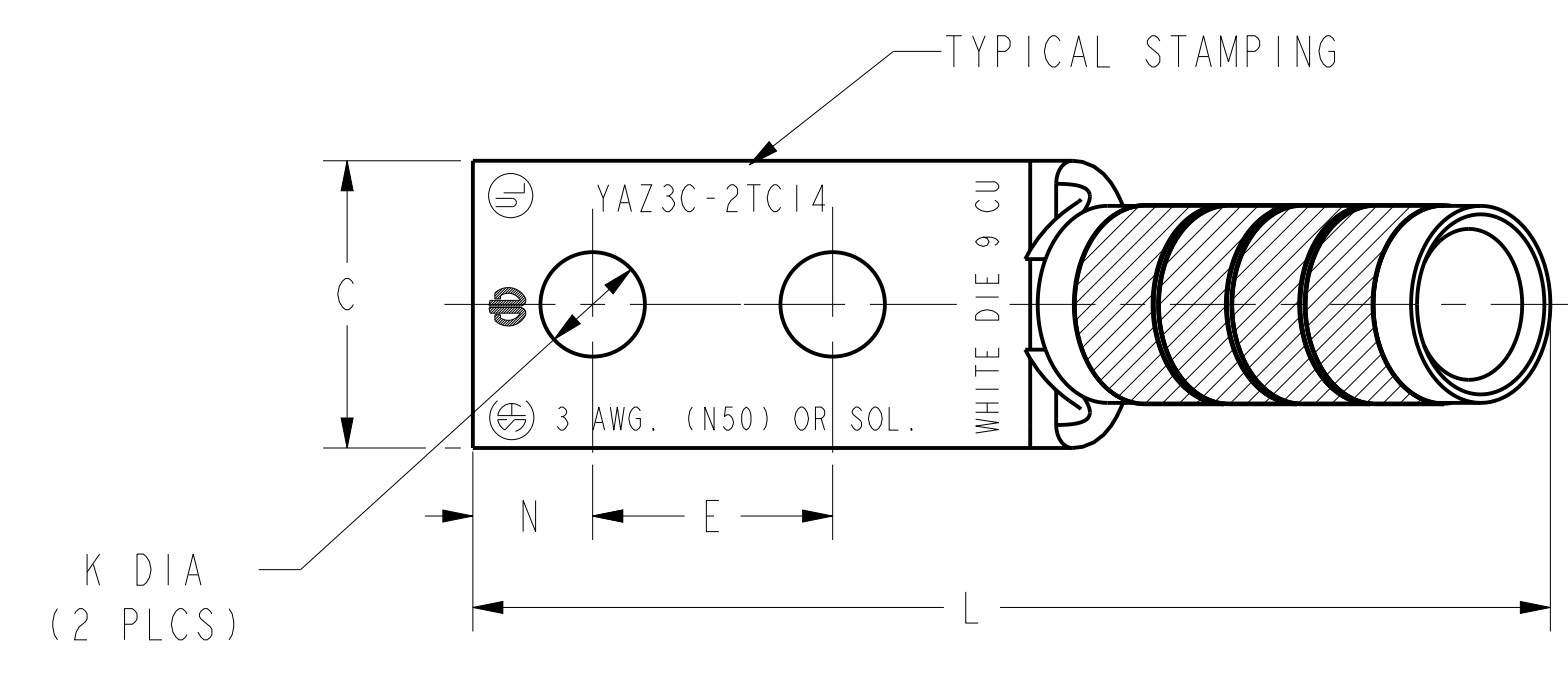
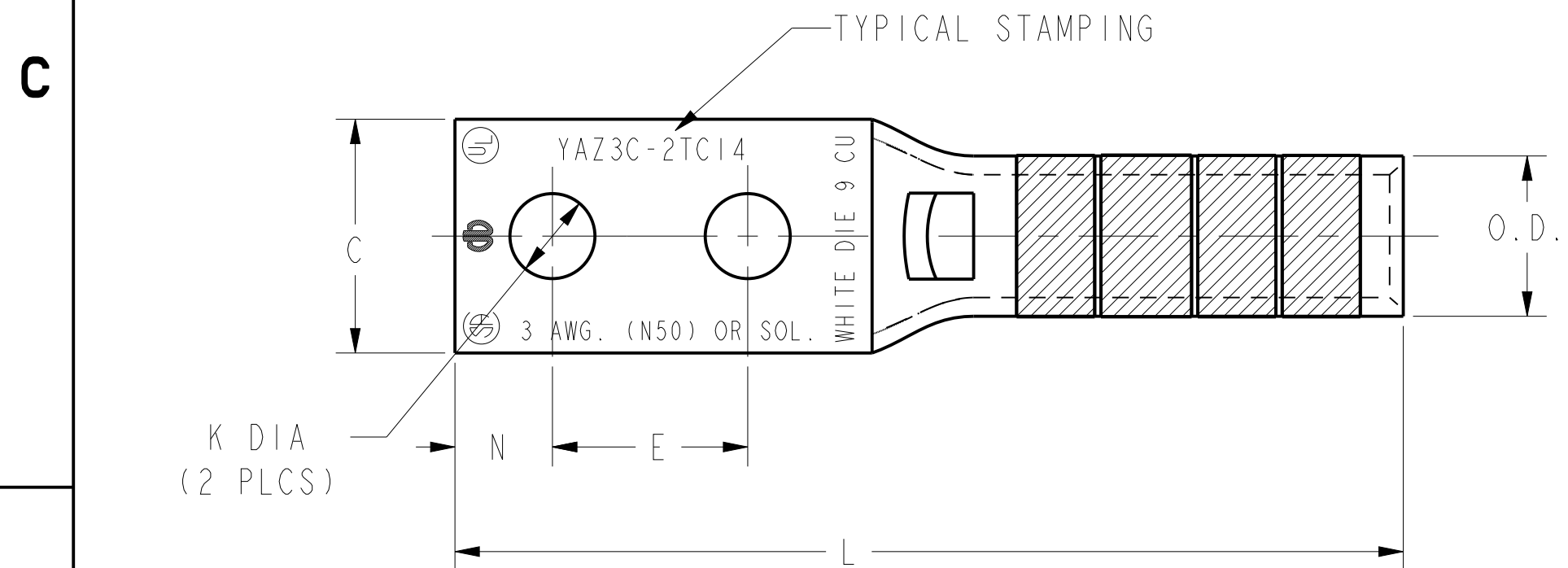


REV	DATE	DESCRIPTION	ECO	BY	C.H.K.
B	06/10/2014 09:30:00 AM	UPDATED AS PER MARKUP	36436	VSK	MB

CATALOG NO.	CONDUCTOR		BOLT SIZE	FIG. NO.	DIMENSIONS									INSTALLATION TOOLING (# CRIMPS)														
	CODE (AWG)	NAVY			B ±.06	C ±.04	E ±.02	H REF.	K DIA. ±.02	L ±.09	N ±.04	O.D. ±.01	T REF.	Y MIN.	DIE INDEX	COLOR CODE	MECHANICAL RATCHET			HYDRAULIC			DIELESS (# CRIMPS)	WIRE STRIP LENGTH				
																	MD7-34R MD6	OUR840	Y2MR	Y34A	Y750 Y35, BAT35 Y39, BAT750	Y46			Y45			
YAZ3C2TC14	#3 AWG #2 SOL [25mm ² STR]	50	1/4 [M6]	1	1.25 [32]	.55 [14]	----	.27 [7]	2.83 [72]	.31 [8]	.38 [10]	.09 [2]	.96 [24]	9	WHITE	W3CRT (2)	W3CRT (2)	----	A3CR (2)	U3CRT (2)	U3CRT (2)	U3CRT (2)	MECHANICAL: MY29-11 (1)	1-5/16				
YAZ3C2TC1445				2	1.37 [35]	1.69 [43]	2.95 [75]	2.59 [66]	1.55 [39]	2.95 [75]	2.72 [69]	1.09 [28]	9	WHITE	W3CRT (2)	W3CRT (2)	----	A3CR (2)	U3CRT (2)	U3CRT (2)	U3CRT (2)	HYDRAULIC: Y644, Y644M Y644MBH, Y1000 Y1000BH (1)						
YAZ3C2TC1490				3	1.69 [43]	2.95 [75]	2.72 [69]	1.09 [28]	9	WHITE	W3CRT (2)	W3CRT (2)	----	A3CR (2)	U3CRT (2)	U3CRT (2)	U3CRT (2)											
YAZ3C2TC14E2				#3 AWG #2 SOL [25mm ² STR]	50	1/4 [M6]	1	1.25 [32]	.55 [14]	1.00 [25]	----	.27 [7]	3.20 [81]	.31 [8]	.38 [10]	.09 [2]	1.34 [34]	9	WHITE	W3CRT (2)	W3CRT (2)	----	A3CR (2)	U3CRT (2)	U3CRT (2)	U3CRT (2)		
YAZ3C2TC14E245							2	1.37 [35]	1.69 [43]	2.95 [75]	2.59 [66]	1.55 [39]	2.95 [75]	2.72 [69]	1.09 [28]	9	WHITE	W3CRT (2)	W3CRT (2)	----	A3CR (2)	U3CRT (2)	U3CRT (2)	U3CRT (2)				
YAZ3C2TC14E290							3	1.69 [43]	2.95 [75]	2.72 [69]	1.09 [28]	9	WHITE	W3CRT (2)	W3CRT (2)	----	A3CR (2)	U3CRT (2)	U3CRT (2)	U3CRT (2)								
YAZ3C2TC14E1				1	1.25 [32]	.55 [14]	1.00 [25]	----	.27 [7]	3.20 [81]	.31 [8]	.38 [10]	.09 [2]	1.34 [34]	9	WHITE	W3CRT (2)	W3CRT (2)	----	A3CR (2)	U3CRT (2)	U3CRT (2)	U3CRT (2)					



- NOTES:
- MATERIAL: COPPER TUBING.
 - FINISH: TIN PLATED
 - CATALOG # PT6515 ADAPTOR IS REQUIRED TO USE "U" DIES IN Y45 SERIES TOOLS.
 - CATALOG # PUADP-1 ADAPTOR IS REQUIRED TO USE "U" DIES IN Y46 SERIES TOOLS.
 - NAVY CABLE SIZE MAY BE OMITTED ON SOME SIZES BECAUSE OF SPACE LIMITATIONS.
 - DIMENSIONS, METRIC WIRE, & METRIC BOLT SIZES IN BRACKETS [] ARE IN MILLIMETERS. DIMENSIONS ARE ROUNDED OFF TO THE NEAREST MILLIMETER, UNLESS OTHERWISE NOTED, AND ARE FOR REFERENCE ONLY.
 - FOR USE BY CUSTOMERS THAT HAVE THIS HYPRESS™ NO NEW Y34A HYPRESS™ ARE BEING PROCESSED.

TO ORDER BURNDY® PRODUCTS CALL		HYLUG™	
UNITED STATES 1-800-346-4175 (LONDONDERRY, NH)		ITEM NO: N/A	CAT. NO: YAZ3C-2TC- (SEE TABLE)
CANADA: 1-800-361-6975 (QUEBEC) 1-800-387-6487 (ALL OTHER PROVINCES)		DRAWN BY: D. BOISVERT 11/12/98	CHECKER: K. HENRY 12/03/98
FOR PRODUCT INFO: http://www.burndy.com		DSN APPVL: B. MACDONALD 12/02/98	MFG APPVL: N/A
		QA APPVL: S. GARY 11/30/98	MKT APPVL: B. HARDGROVE 11/25/98
		PROD FAM: --	SCALE: 4:1
		PROJECT #: --	SIZE: D
		DOCUMENT TYPE: Sales	SE211915
		REL LEVEL: Released	SHEET 11 OF 36

REV: PEC200