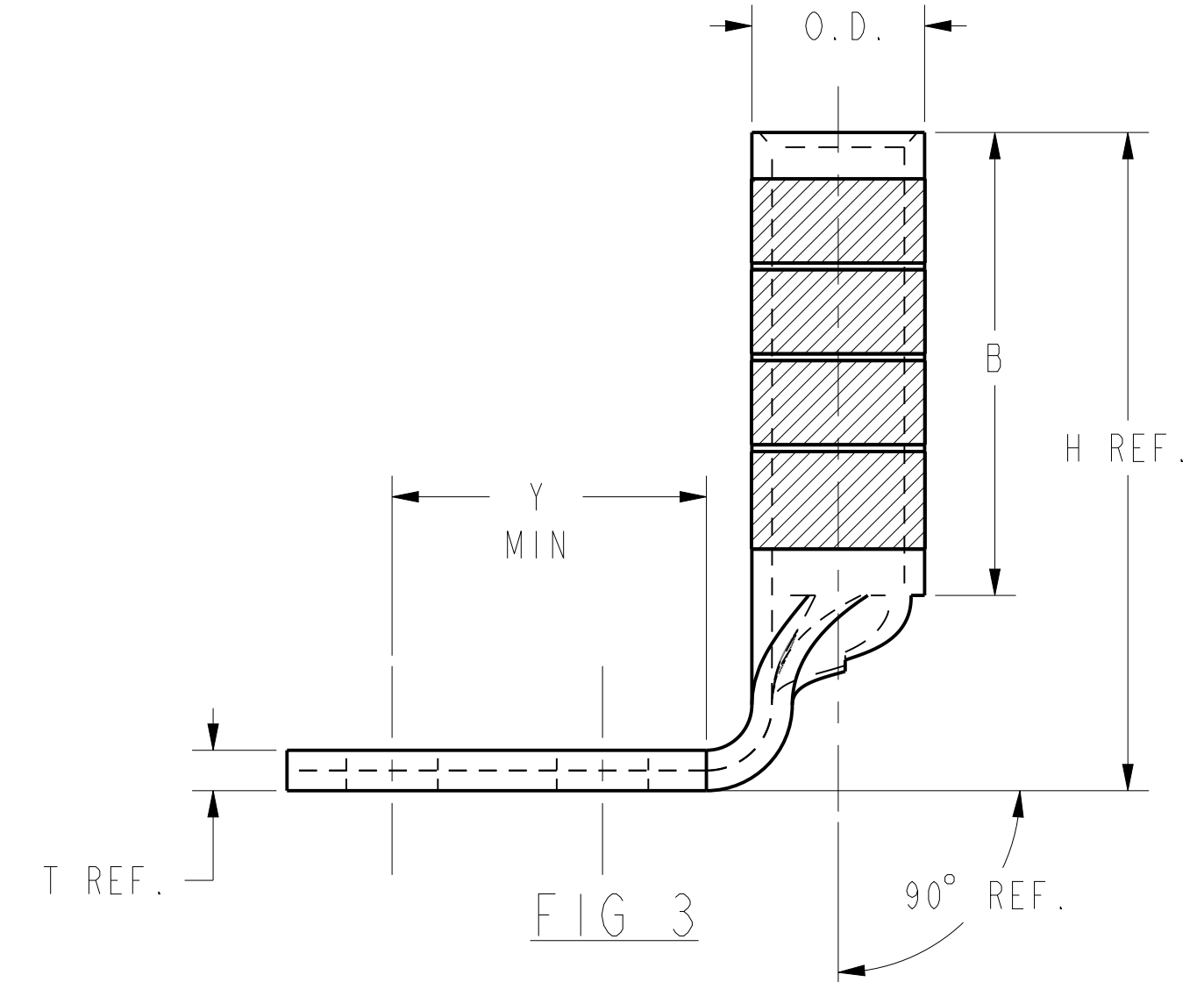
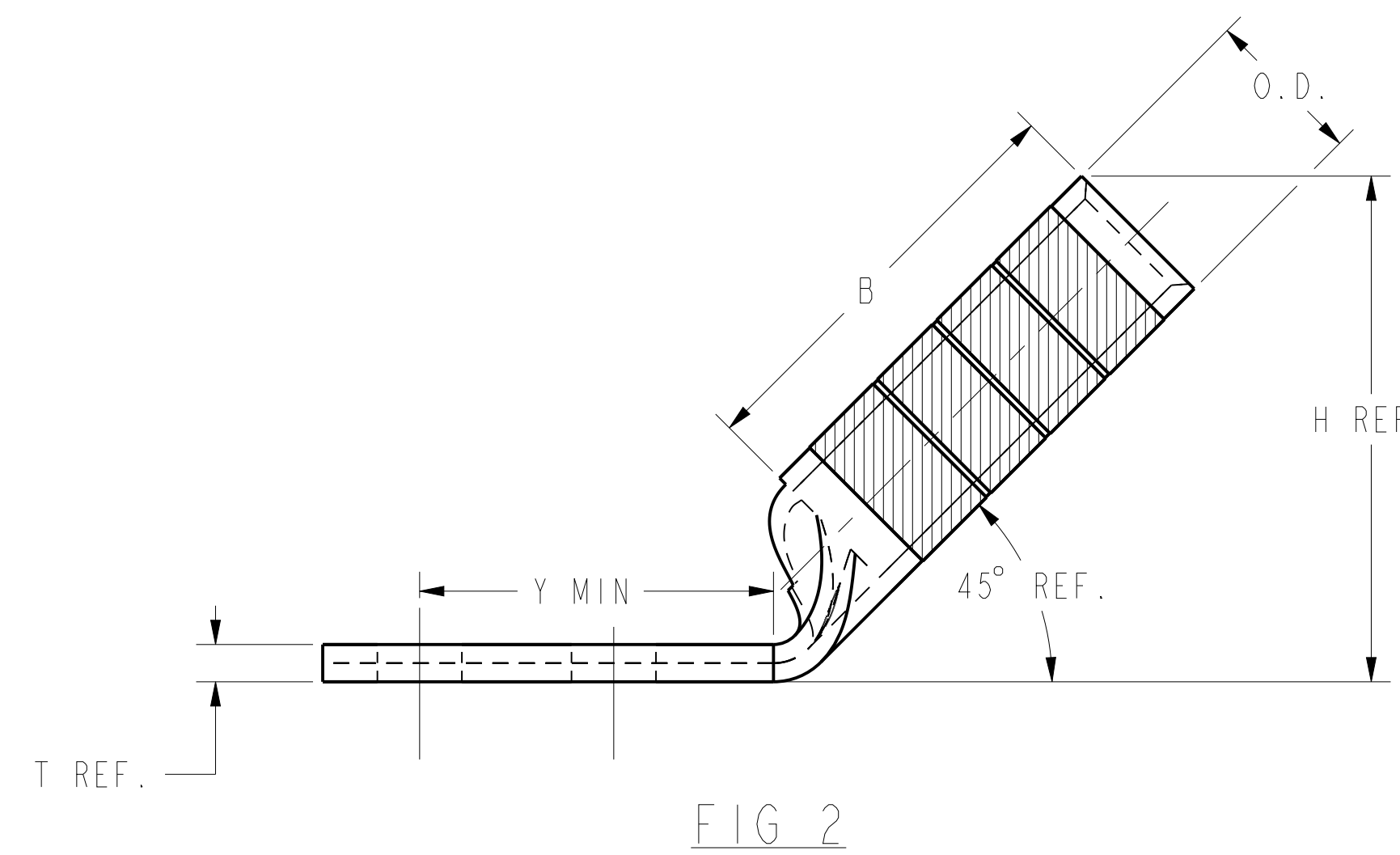
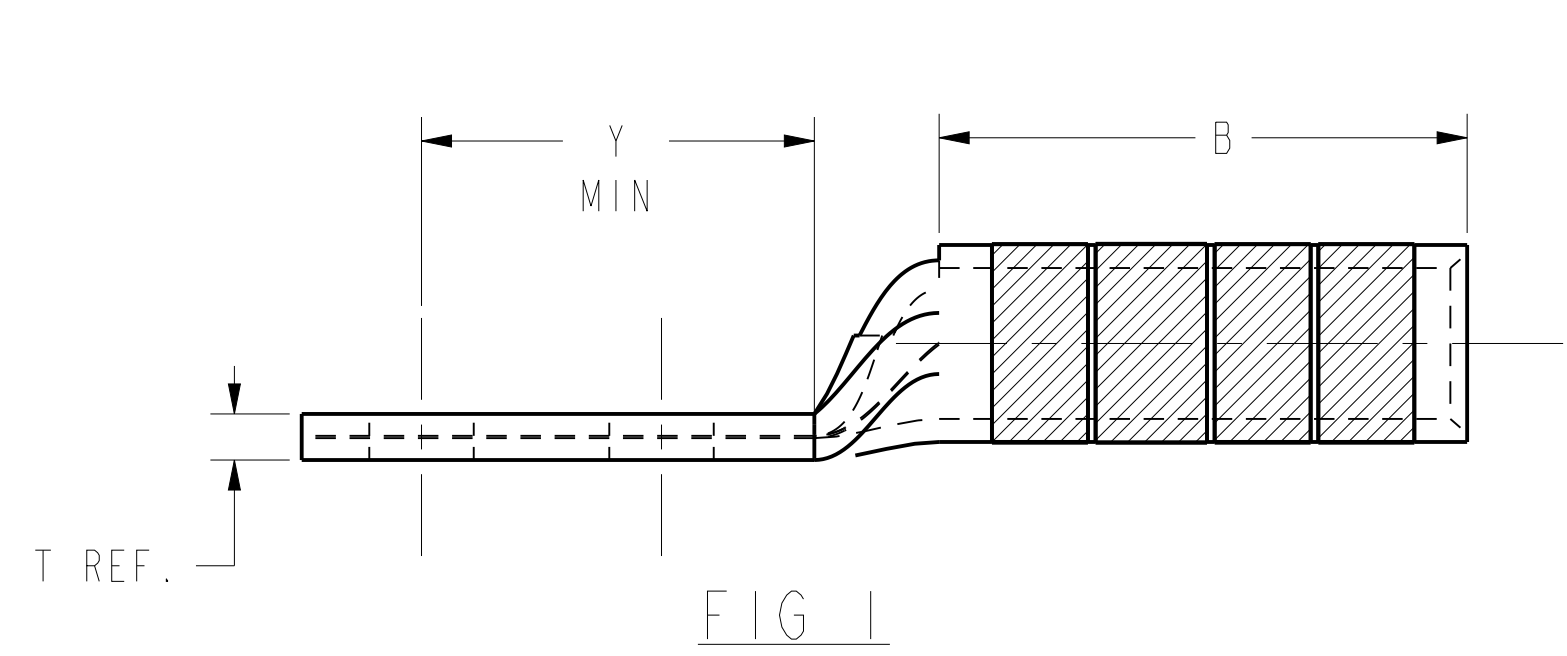
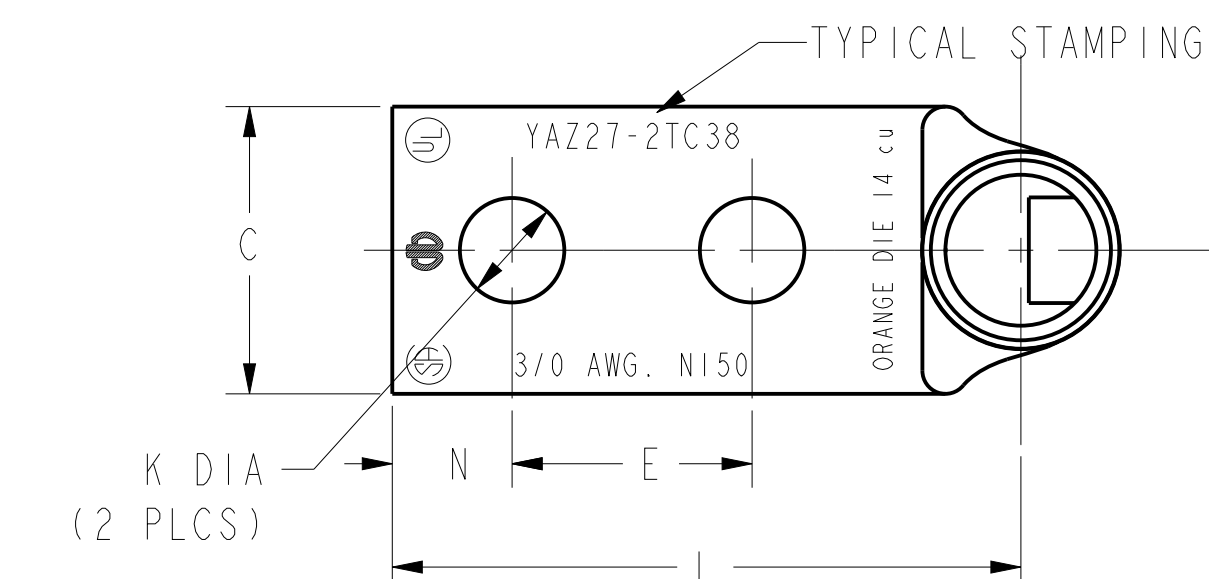
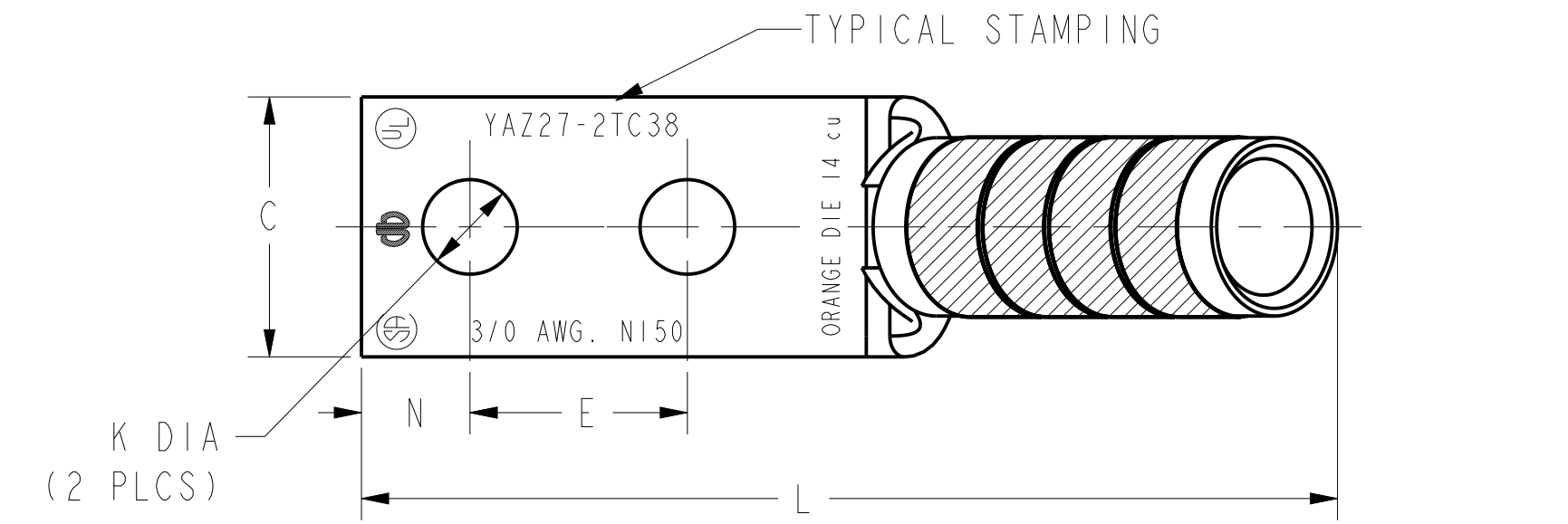
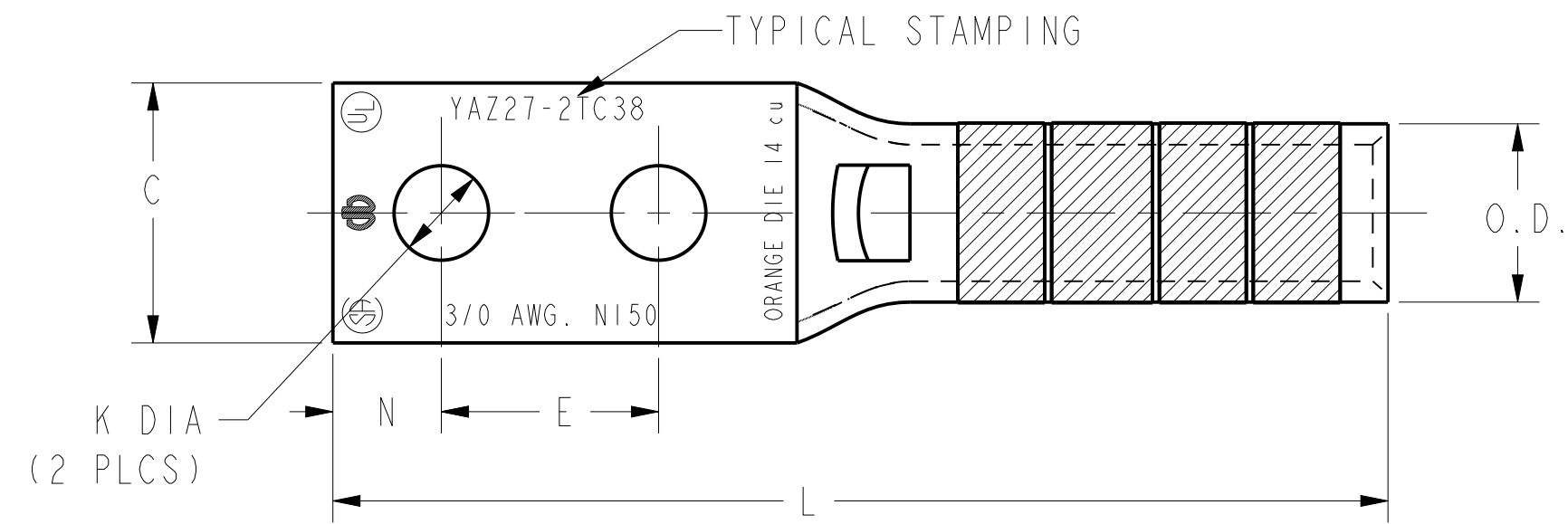


REV	DATE	DESCRIPTION	ECO	BY	C.H.K.
B	2020-06-08 01:00:00 EDT	MU UPDATION.	53695	SS	WP

CATALOG NO.	CONDUCTOR		BOLT SIZE	FIG. NO.	DIMENSIONS									INSTALLATION TOOLING (# CRIMPS)																									
	CODE (AWG)	NAVY			B	C	E	H REF.	K DIA.	L	N	O.D.	T REF.	Y MIN.	DIE INDEX	COLOR CODE	MECHANICAL RATCHET			HYDRAULIC				DIELESS (# CRIMPS)	WIRE STRIP LENGTH														
																	MD7-34R MD6	OUR840	Y2MR	Y34A	Y750 Y35, BAT35 Y39, BAT750	Y46	Y45																
YAZ272TC14E2	3/0 AWG [-----]	150	1/4 [M6]	1	1.50 [38]	.90 [23]	----	.27 [7]	3.36 [85]	.31 [8]	.62 [16]	.12 [3]	1.09 [28]	14	ORANGE	W27VT W27RT (4)	W27VT W27RT (4)	----	A27R (2)	U27RT (2)	U27RT (2)	U27RT (2)	MECHANICAL: MY29-11 (1) HYDRAULIC: Y644, Y644M Y644MBH, Y1000 Y1000BH (1)	1-9/16															
YAZ272TC14E245				2			.75 [19]		1.84 [47]																3.08 [78]	1.43 [36]													
YAZ272TC14E290				3			2.16 [55]		1.82 [46]																2.25 [57]	1.43 [36]													
YAZ272TC38			3/8 [M10]	1	1.50 [38]	.90 [23]	----	.40 [10]	3.80 [97]	.41 [10]	.62 [16]	.12 [3]	2.40 [61]			14	ORANGE	W27VT W27RT (4)	W27VT W27RT (4)	----	A27R (2)	U27RT (2)			U27RT (2)	U27RT (2)	MECHANICAL: MY29-11 (1) HYDRAULIC: Y644, Y644M Y644MBH, Y1000 Y1000BH (1)	1-9/16											
YAZ272TC3845				2			1.00 [25]		1.84 [47]																				3.52 [89]	1.43 [36]									
YAZ272TC3890				3			2.16 [55]		2.25 [57]																				1.43 [36]										
YAZ272NTC			1/2 [M12]	1	1.50 [38]	.90 [23]	----	.56 [14]	4.99 [127]	.62 [16]	.12 [3]	2.40 [61]	14					ORANGE	W27VT W27RT (4)	W27VT W27RT (4)	----	A27R (2)			U27RT (2)	U27RT (2)			U27RT (2)	MECHANICAL: MY29-11 (1) HYDRAULIC: Y644, Y644M Y644MBH, Y1000 Y1000BH (1)	1-9/16								
YAZ272NTC45				2			1.75 [44]		1.84 [47]																							4.71 [120]	1.43 [36]						
YAZ272NTC90				3			2.16 [55]		3.44 [87]																							1.43 [36]							
YAZ272TC516			3/0 AWG [-----]	150	5/16 [M10]	1	1.50 [38]	.90 [23]	----	3.67 [93]	.34 [9]	.62 [16]							.12 [3]	1.43 [36]	14	ORANGE			W27VT W27RT (4)	W27VT W27RT (4)			----			A27R (2)	U27RT (2)	U27RT (2)	U27RT (2)	MECHANICAL: MY29-11 (1) HYDRAULIC: Y644, Y644M Y644MBH, Y1000 Y1000BH (1)	1-9/16		
YAZ272TC51645						2			1.00 [25]	1.84 [47]																												3.39 [86]	1.43 [36]
YAZ272TC51690						3			2.16 [55]	2.12 [54]																												1.43 [36]	



- NOTES:
- MATERIAL: COPPER TUBING.
 - FINISH: TIN PLATED
 - CATALOG # PT6515 ADAPTOR IS REQUIRED TO USE "U" DIES IN Y45 SERIES TOOLS.
 - CATALOG # PUADP-1 ADAPTOR IS REQUIRED TO USE "U" DIES IN Y46 SERIES TOOLS.
 - NAVY CABLE SIZE MAY BE OMITTED ON SOME SIZES BECAUSE OF SPACE LIMITATIONS.
 - DIMENSIONS, METRIC WIRE, & METRIC BOLT SIZES IN BRACKETS [] ARE IN MILLIMETERS. DIMENSIONS ARE ROUNDED OFF TO THE NEAREST MILLIMETER, UNLESS OTHERWISE NOTED, AND ARE FOR REFERENCE ONLY.
 - FOR USE BY CUSTOMERS THAT HAVE THIS HYPRESS.™ NO NEW Y34A HYPRESS™ ARE BEING PROCESSED.

TO ORDER BURNDY® PRODUCTS CALL		HYLUG™	
UNITED STATES 1-800-346-4175 (LONDONDERRY, NH)		ITEM NO: N/A	CAT. NO: YAZ27-2TC-, 2NTC- (SEE TABLE)
CANADA: 1-800-361-6975 (QUEBEC) 1-800-387-6487 (ALL OTHER PROVINCES)		DRAWN BY: D. BOISVERT 11/12/98	CHECKER: K. HENRY 12/03/98
FOR PRODUCT INFO: http://www.burndy.com		DSN APPVL: B. MACDONALD 12/02/98	MFG APPVL: N/A --
		QA APPVL: S. GARY 11/30/98	MKT APPVL: B. HARDGROVE 11/25/98
		PROD FAM: --	SCALE: 4:1
		PROJECT #: FPN1906074	SIZE: D
		DOCUMENT TYPE: Sales	DRAWING NO: SE211915
		REL LEVEL: Released	SHEET 26 OF 36

REV: PEO200