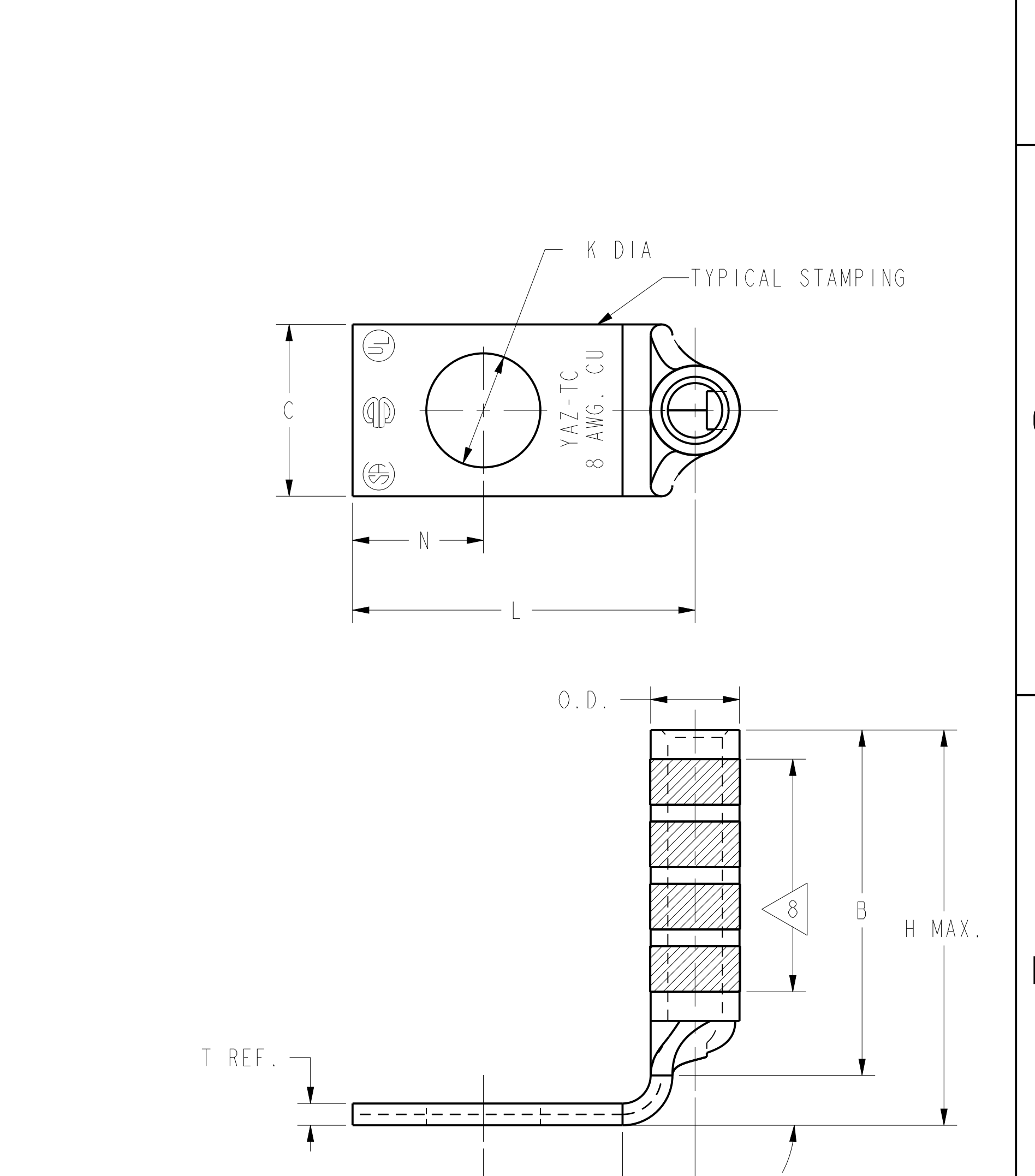
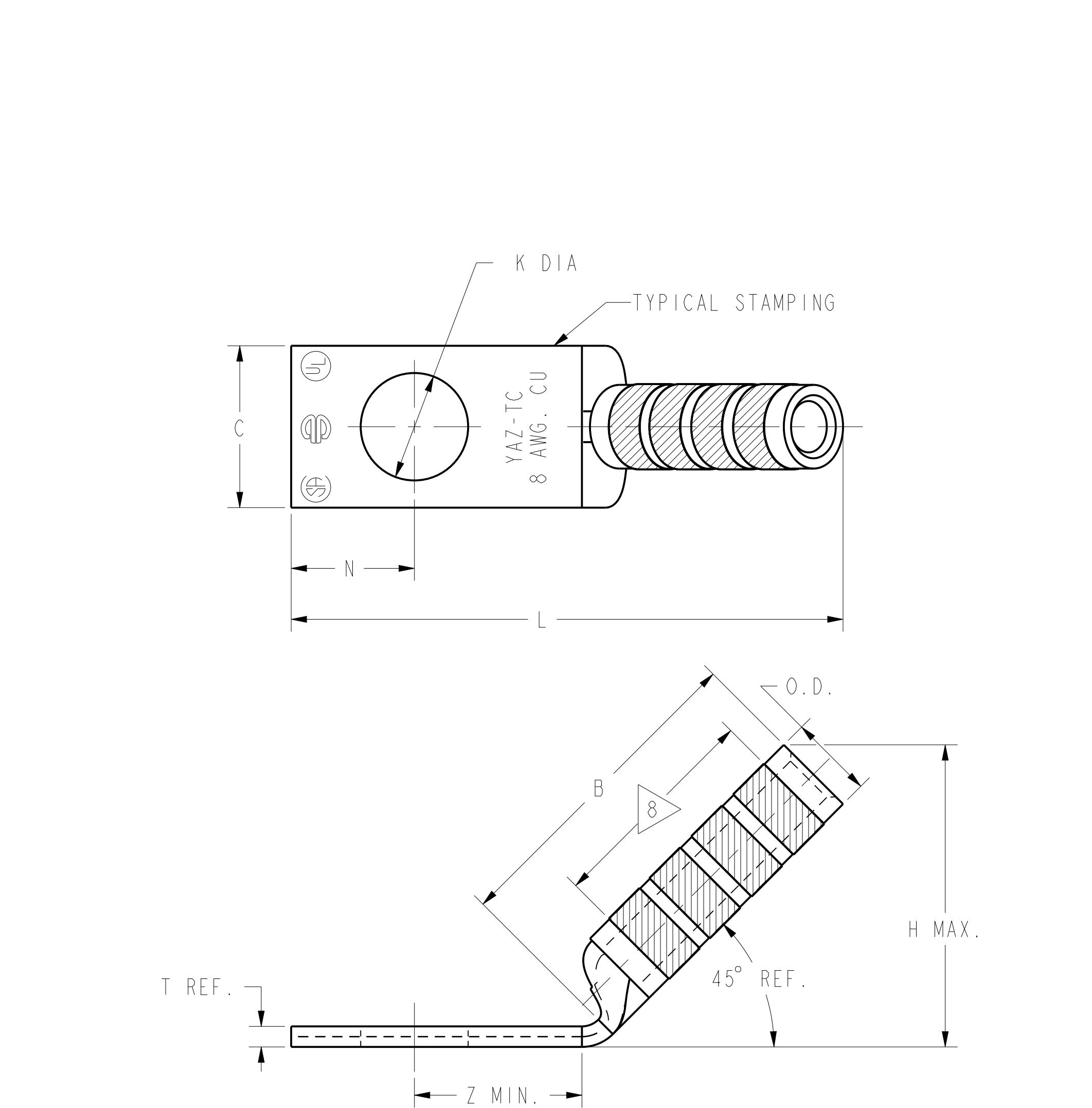
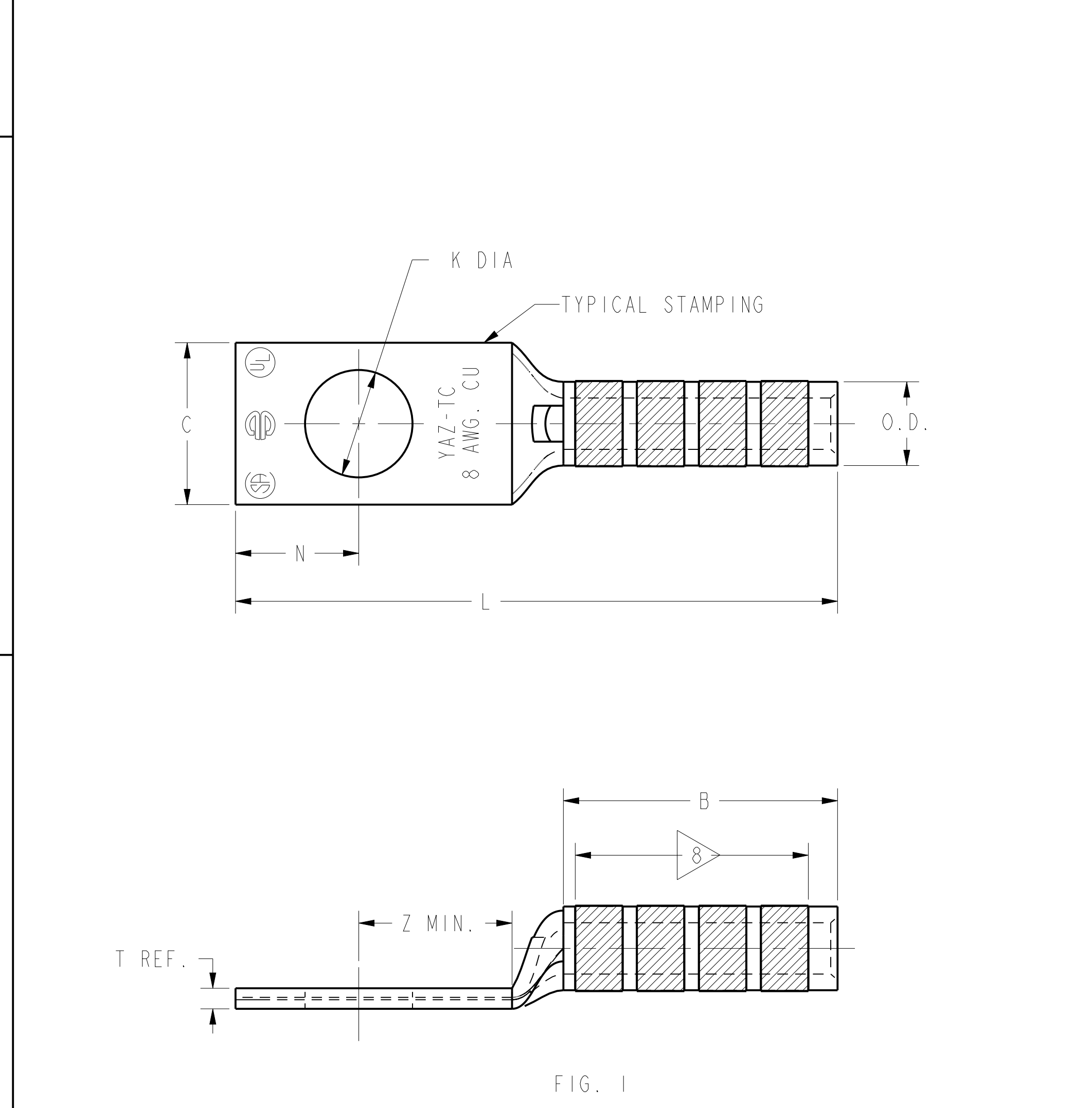


CATALOG NO.	CONDUCTOR		BOLT SIZE	FIG. NO.	DIMENSIONS								INSTALLATION TOOLING (# CRIMPS)												
	CODE (AWG)	NAVY ⁵			B	C	H	K DIA.	L	N	O.D.	T REF.	Z MIN.	DIE INDEX	COLOR CODE	MECHANICAL			HYDRAULIC				DIELESS (# CRIMPS)	WIRE STRIP LENGTH	
					±.04	±.06	MAX.	±.02	±.09	±.04	±.01														
YAZ8CTC38	# 8 AWG. [10mm ² STR]	23	3/8 [M10]	1			--		1.75 [44]																
YAZ8CTC3845				2	.75 [19]	.58 [15]	.89 [23]	.40 [10]	1.62 [41]	.41 [10]	.27 [7]	.06 [2]	.42 [11]	49	RED	MD7-34R MD6 ⁸	OUR840 ⁸	Y8MRB-1 Y2MR ⁶	BCT500 Y500CT ⁸	Y750 Y39, BAT35 Y39, BAT750 ⁸	Y46 ⁴	Y45 ³			
YAZ8CTC3890 ⁹				3			1.00 [25]			1.04 [26]							X8CRT (2)	W8CRT (2)	W8CVT (2)	X8CRT (2)	U8CRT (2)	U8CRT (2)	U8CRT (2)		



- NOTES:
- MATERIAL: COPPER TUBING.
 - FINISH: TIN PLATED
 - CATALOG # PT6515 ADAPTOR IS REQUIRED TO USE "U" DIES IN Y45 SERIES TOOLS.
 - CATALOG # PUADP-1 ADAPTOR IS REQUIRED TO USE "U" DIES IN Y46 SERIES TOOLS.
 - NAVY CABLE SIZE MAY BE OMITTED ON SOME SIZES BECAUSE OF SPACE LIMITATIONS.
 - PERMANENT DIE IN TOOLING.
 - DIMENSIONS, METRIC WIRE, & METRIC BOLT SIZES IN BRACKETS [] ARE IN MILLIMETERS. DIMENSIONS ARE ROUNDED OFF TO THE NEAREST MILLIMETER, UNLESS OTHERWISE NOTED, AND ARE FOR REFERENCE ONLY.
 - OVERLAP 2 CRIMPS AS NEEDED AS NEEDED WITHIN THE LENGTH BETWEEN THE INK STAMPED CRIMPED AREA.
 - THESE CATALOG NUMBERS CANNOT BE INSTALLED WITH U8CRT DIE

TO ORDER BURNDY® PRODUCTS CALL UNITED STATES 1-800-346-4175 (LONDONDERRY, NH) CANADA: 1-800-361-6975 (QUEBEC) 1-800-387-6487 (ALL OTHER PROVINCES) FOR PRODUCT INFO: http://www.burndy.com	HYLUG™ (ONE HOLE CODE)	
	ITEM NO: NA	CAT. NO: YAZ8C-TC- (TABLE)
	DRAWN BY: D. BOISVERT 02/03/2000	
	CHECKER: R. BOISVERT 01/10/2001	
	DSN APPVL: J. MICHAUD 05/04/2000	
	MFG APPVL: N/A	
	QA APPVL: S. BROWN	
	MKT APPVL: R. ROBICHAUD 02/01/2000	
	PROD FAM: --	DRAWING NO: REV
	PROJECT #: --	SIZE: SE212356
	DOCUMENT TYPE: Sales	SHEET 3 OF 40
	REL LEVEL: Released	

BURNDY