
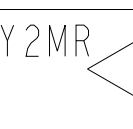
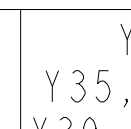
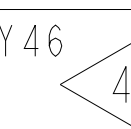
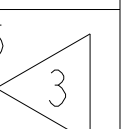
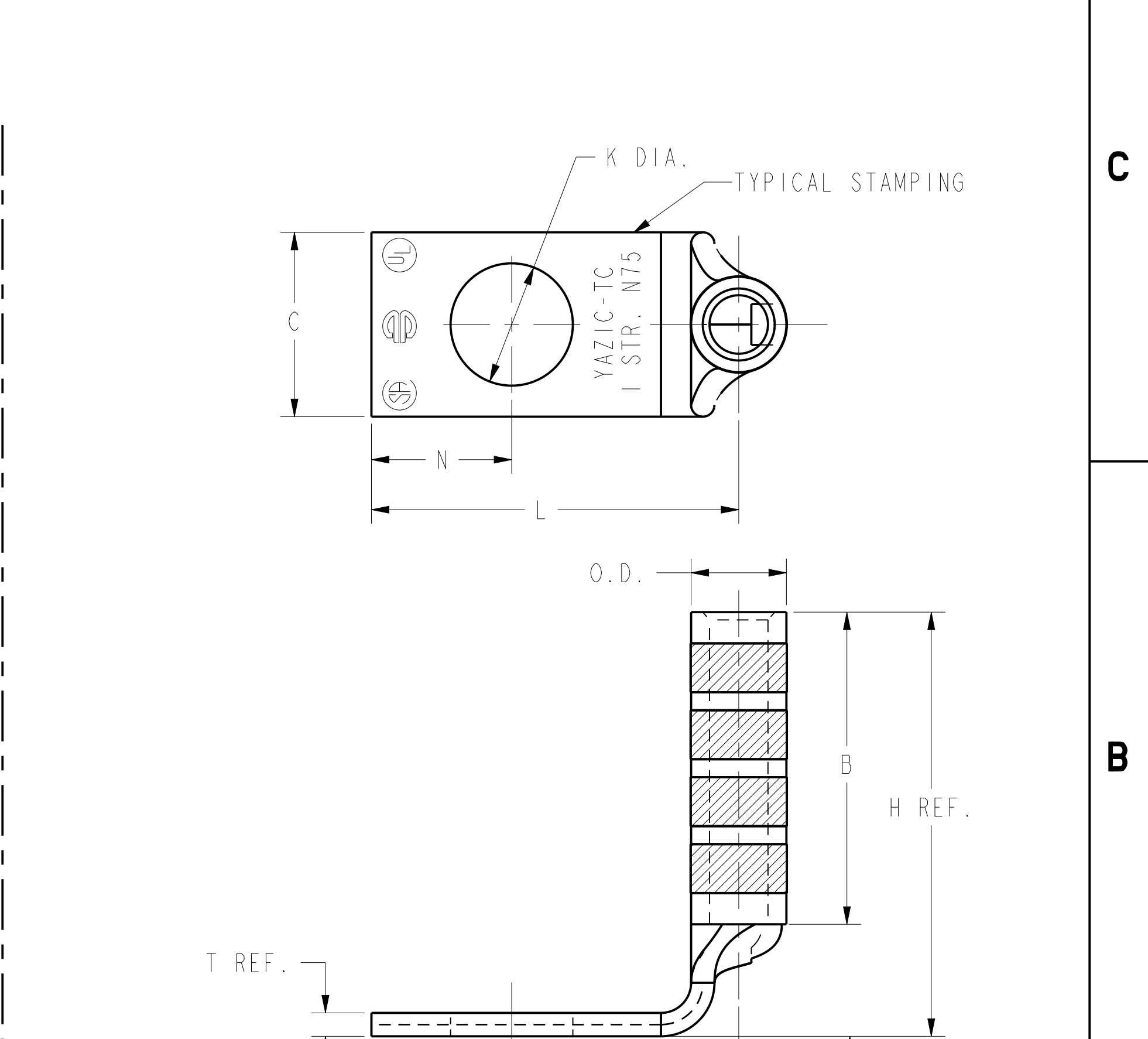
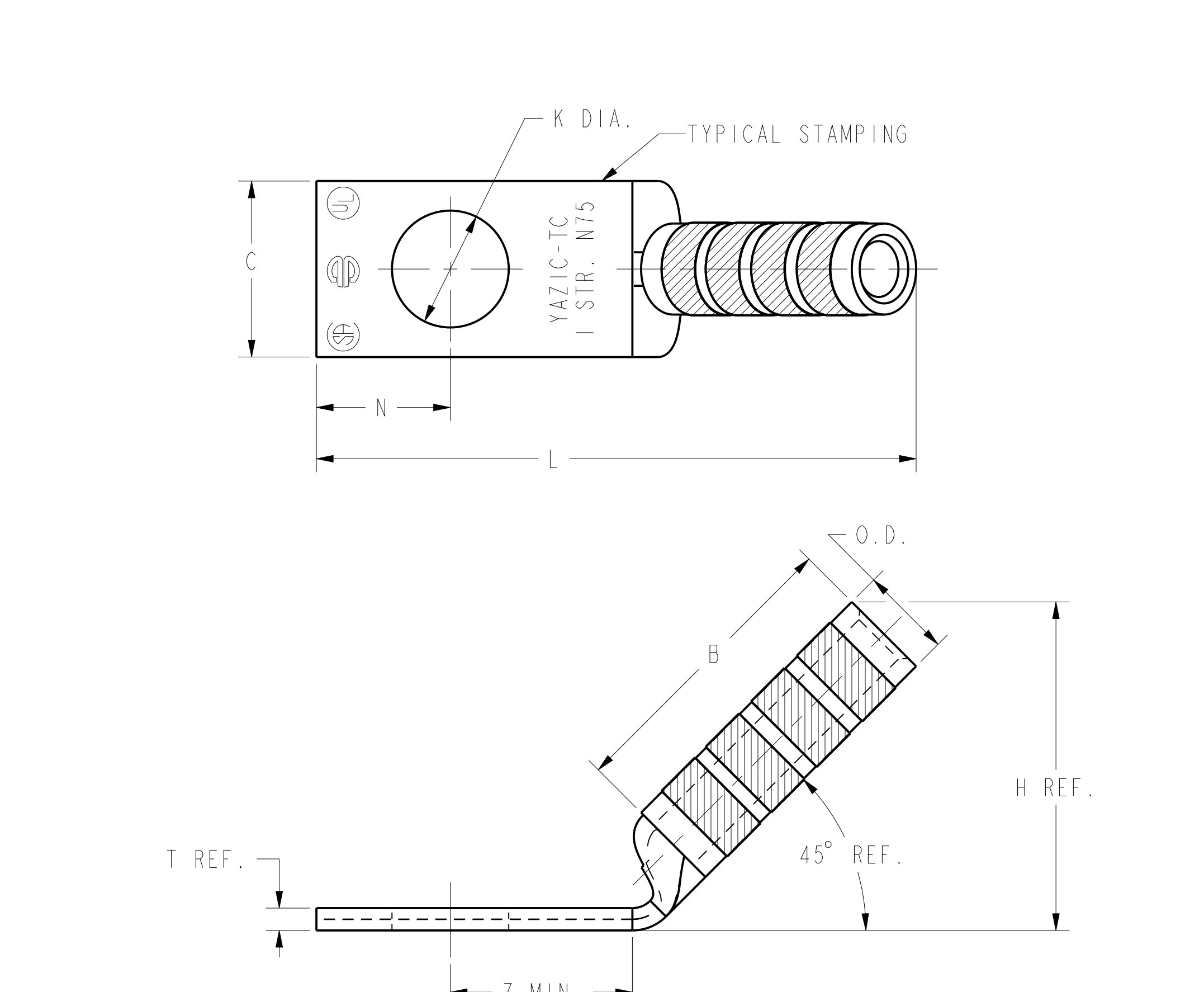
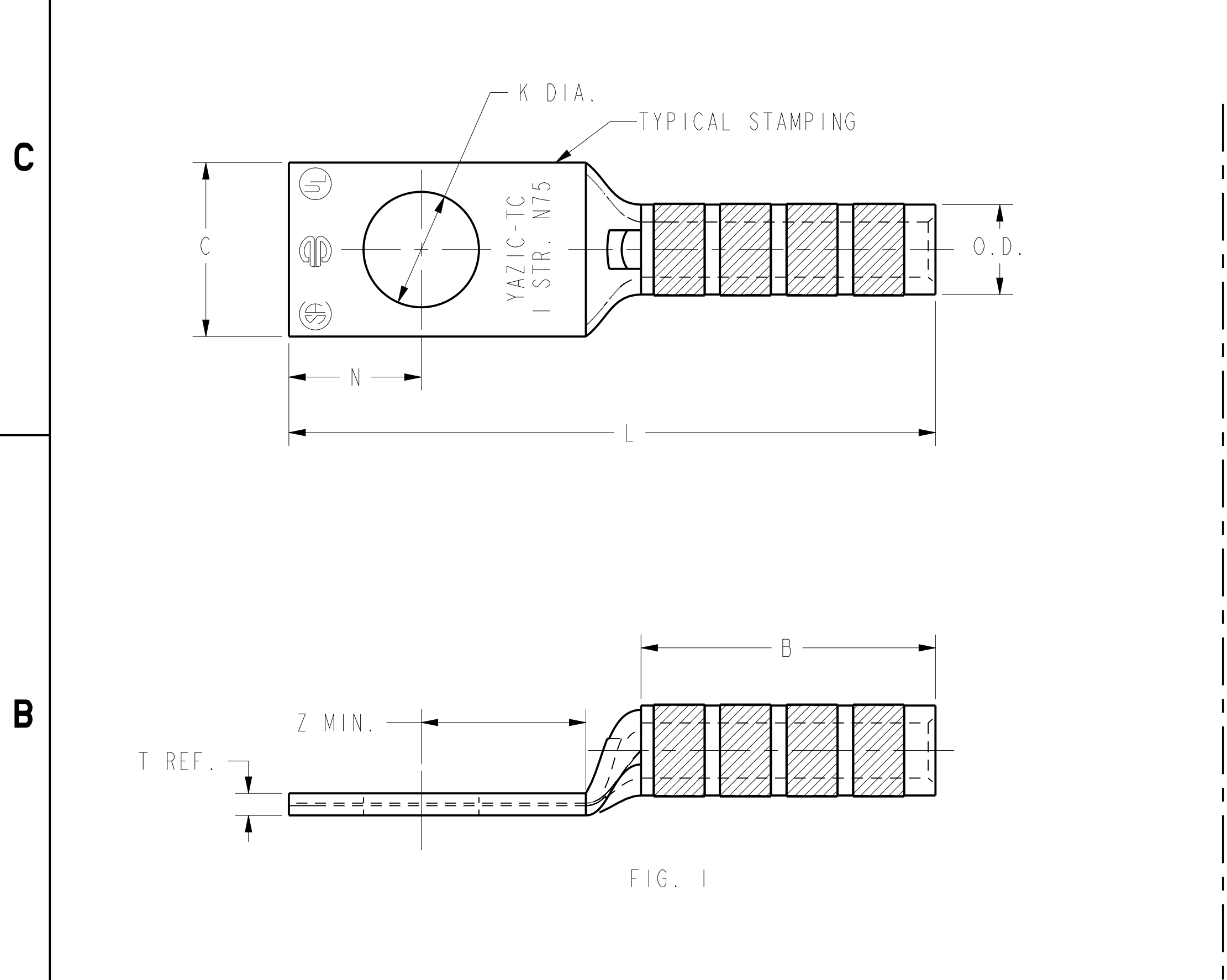


| REV | DATE | DESCRIPTION | ECO | BY | C.H.K. |
|-----|------------------------|-------------|-------|----|--------|
| B | 05/08/2017 00:00:00 AM | LOGO UPDATE | 46692 | BK | MB |

| CATALOG NO. | CONDUCTOR | | BOLT SIZE | FIG. NO. | DIMENSIONS | | | | | | | | INSTALLATION TOOLING (# CRIMPS) | | | | | | | | | | | | | | |
|-------------|-----------------|--|-----------|----------|------------|----------|-----------|-------------|-----------|--------|-----------|----------|---------------------------------|-----------|------------|-------------|--------|--|-----------------|--|-----------------------------|---|--------------------|-------------------|---|--|--------|
| | CODE (AWG) | NAVY  | | | B ±.06 | C ±.04 | H REF. | K DIA. ±.02 | L ±.09 | N ±.04 | O.D. ±.01 | T REF. | Z MIN. | DIE INDEX | COLOR CODE | MECHANICAL | | | HYDRAULIC | | | | DIELESS (# CRIMPS) | WIRE STRIP LENGTH | | | |
| | | | | | | | | | | | | | | | | MD7-34R MD6 | OUR840 | Y2MR  | BCT500 Y500CT | Y34A  | Y750 Y35, BAT35 Y39, BAT750 | Y46  | | | Y45  | | |
| YAZICTC14 | #1 AWG. [-----] | 75 | | 1 | 1.38 [35] | .68 [17] | -- | | 2.37 [60] | | .31 [8] | .46 [12] | .10 [3] | | .33 [8] | 11 OR 375 | GREEN | WICVT WICRT (2) | WICVT WICRT (2) | ----- | WICVT WICRT (2) | AICR A4CAB (2) | UICRT U4CABT (2) | UICRT U4CABT (2) | UICRT U4CABT (2) | MECHANICAL: MY29-11(1) | 1-7/16 |
| YAZICTC1445 | | | 1/4 [M6] | 2 | | | 1.57 [40] | | 2.11 [54] | | | | | | | | | | | | | | | | | | |
| YAZICTC1490 | | | | 3 | | | 1.90 [48] | | .97 [25] | | | | | | | | | | | | | | | | | | |
| YAZICTC38 | | | | 1 | | | -- | | 2.56 [65] | | | | | | | | | | | | | | | | | | |
| YAZICTC3845 | | | 3/8 [M10] | 2 | | | 1.57 [40] | | 2.30 [58] | | .41 [10] | .46 [12] | .10 [3] | | .42 [11] | 11 OR 375 | GREEN | WICVT WICRT (2) | WICVT WICRT (2) | ----- | WICVT WICRT (2) | AICR A4CAB (2) | UICRT U4CABT (2) | UICRT U4CABT (2) | UICRT U4CABT (2) | HYDRAULIC Y644, Y644M BAT644M Y644MBH, Y1000 Y1000BH (1) | 1-7/16 |
| YAZICTC3890 | #1 AWG. [-----] | 75 | | 3 | 1.38 [35] | .68 [17] | 1.90 [48] | | 1.16 [29] | | | .46 [12] | .10 [3] | | | | | | | | | | | | | | |



- NOTES:
- MATERIAL: COPPER TUBING.
 - FINISH: TIN PLATED
 - CATALOG # PT6515 ADAPTOR IS REQUIRED TO USE "U" DIES IN Y45 SERIES TOOLS.
 - CATALOG # PUADP-1 ADAPTOR IS REQUIRED TO USE "U" DIES IN Y46 SERIES TOOLS.
 - NAVY CABLE SIZE MAY BE OMITTED ON SOME SIZES BECAUSE OF SPACE LIMITATIONS.
 - PERMANENT DIE IN TOOLING.
 - DIMENSIONS, METRIC WIRE, & METRIC BOLT SIZES IN BRACKETS [] ARE IN MILLIMETERS. DIMENSIONS ARE ROUNDED OFF TO THE NEAREST MILLIMETER, UNLESS OTHERWISE NOTED, AND ARE FOR REFERENCE ONLY.
 - FOR USE BY CUSTOMERS THAT HAVE THIS HYPRESS™. NO NEW Y34A HYPRESS™ TOOLS ARE BEING PROCESSED.

| | | | |
|---|--|----------------------------------|---------------------------------|
| TO ORDER BURNDY® PRODUCTS CALL | | HYLUG™ (ONE HOLE CODE) | |
| UNITED STATES 1-800-346-4175 (LONDONDERRY, NH) | | ITEM NO: NA | CAT. NO: YAZIC-TC- (TABLE) |
| CANADA: 1-800-361-6975 (QUEBEC) 1-800-387-6487 (ALL OTHER PROVINCES) | | DRAWN BY: D. BOISVERT 02/03/2000 | CHECKER: K. MCCARTHY 04/05/2000 |
| FOR PRODUCT INFO: http://www.burndy.com | | DSN APPVL: J.MICHAUD 05/04/2000 | MFG APPVL: N/A |
| | | GA APPVL: S.BROWN | MKT APPVL: N/A |
| | | PROD FAM: -- | DRAWING NO: REV |
| | | PROJECT #: -- | SIZE: SE212356 |
| | | DOCUMENT TYPE: Sales | SHEET 13 OF 40 |
| | | REL LEVEL: Released | |

REV: PEO200

