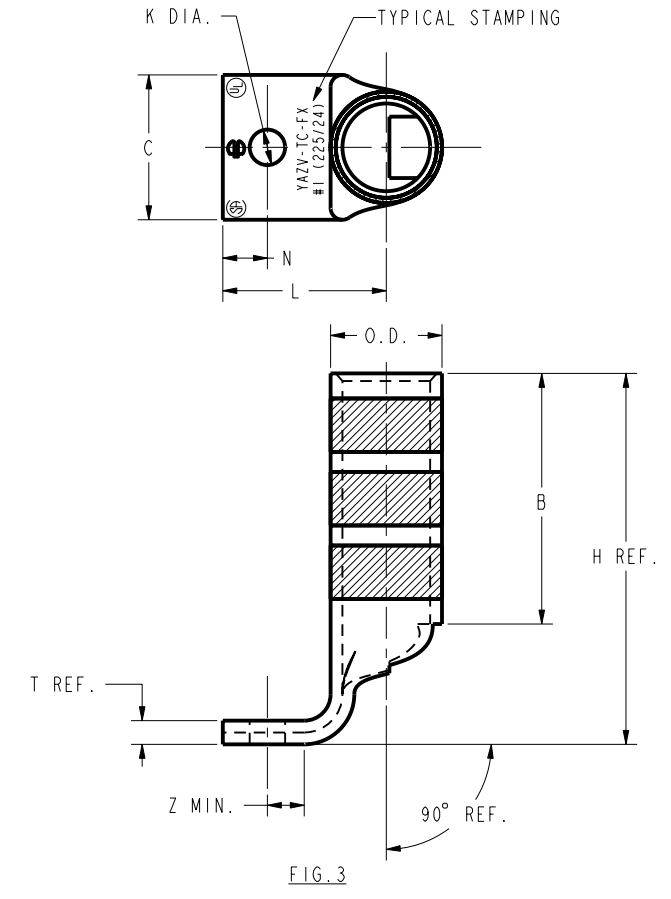
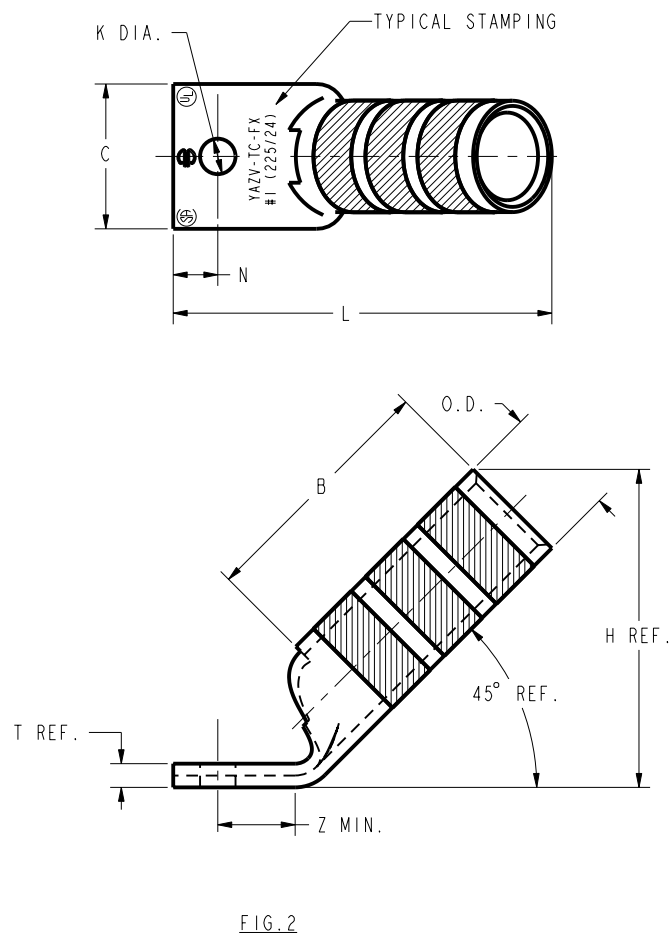
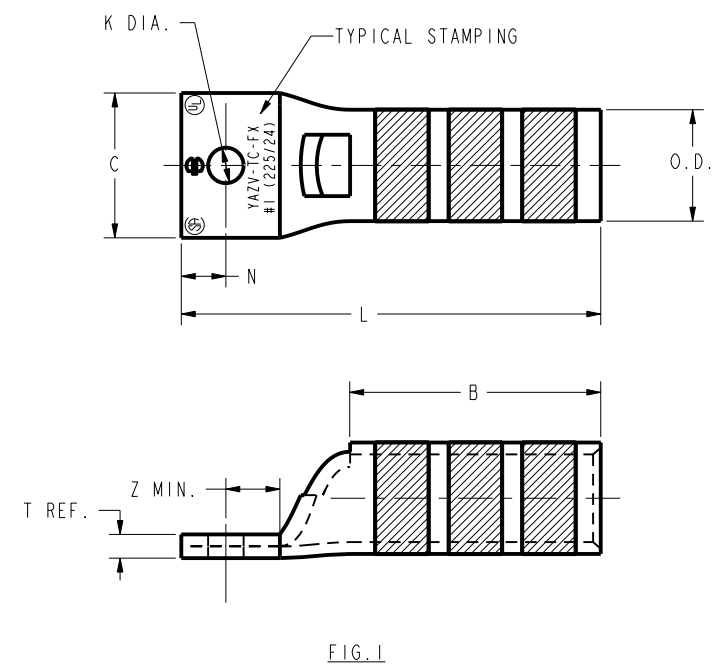


CATALOG NO.	CONDUCTOR		BOLT SIZE	FIG. NO.	DIMENSIONS									INSTALLATION TOOLING (# CRIMPS)										
	FLEX	CODE (AWG)			B	C	H	K DIA.	L	N	O.D.	T REF.	Z MIN.	DIE INDEX	COLOR CODE	MECHANICAL		HYDRAULIC			DIELESS (# CRIMPS)	WIRE STRIP LENGTH		
																MD7-34R	OUR840	BCT500 Y500CT	Y750 Y35,PAT35 Y39,PAT750	Y46			Y45	
YAZVICTC14FX	#1 WELD 174/24 225/24	#1 AWG	1/4 [M6]	1	1.38 [35]	.75 [19]	--	2.40 [61]	.31 [8]	.51 [13]	.12 [3]	.33 [8]	11 OR 375	GREEN	WICVT	XICRT	WICVT	UICRT-1	UICRT-1	UICRT-1	MECHANICAL: MY29- 11(1)  HYDRAULIC: Y644, Y644M PAT644, Y644MBH (1)	1-7/16		
YAZVICTC14FX45				2			1.63 [41]	.27 [7]							2.17 [55]	2.23 [57]	2.46 [62]	XICRT	WICVT	UICRT-1			UICRT-1	UICRT-1
YAZVICTC14FX90				3			1.96 [50]	1.00 [25]							2.46 [62]	2.23 [57]	2.46 [62]	WICVT	XICRT	UICRT-1			UICRT-1	UICRT-1
YAZVICTC516FX	#1 WELD 174/24 225/24	#1 AWG	5/16 [M8]	1	1.38 [35]	.75 [19]	--	2.46 [62]	.34 [9]	.51 [13]	.12 [3]	.36 [9]	11 OR 375	GREEN	WICVT	XICRT	WICVT	UICRT-1	UICRT-1	UICRT-1	MECHANICAL: MY29- 11(1)  HYDRAULIC: Y644, Y644M PAT644, Y644MBH (1)	1-7/16		
YAZVICTC516FX45				2			1.63 [41]	.33 [8]							2.23 [57]	2.23 [57]	2.46 [62]	XICRT	WICVT	UICRT-1			UICRT-1	UICRT-1
YAZVICTC516FX90				3			1.96 [50]	1.06 [27]							2.46 [62]	2.23 [57]	2.46 [62]	WICVT	XICRT	UICRT-1			UICRT-1	UICRT-1
YAZVICTC38FX	#1 WELD 174/24 225/24	#1 AWG	3/8 [M10]	1	1.38 [35]	.75 [19]	--	2.59 [66]	.41 [10]	.51 [13]	.12 [3]	.42 [11]	11 OR 375	GREEN	WICVT	XICRT	WICVT	UICRT-1	UICRT-1	UICRT-1	MECHANICAL: MY29- 11(1)  HYDRAULIC: Y644, Y644M PAT644, Y644MBH (1)	1-7/16		
YAZVICTC38FX45				2			1.63 [41]	.40 [10]							2.36 [60]	2.36 [60]	2.59 [66]	XICRT	WICVT	UICRT-1			UICRT-1	UICRT-1
YAZVICTC38FX90				3			1.96 [50]	1.19 [30]							2.59 [66]	2.36 [60]	2.59 [66]	WICVT	XICRT	UICRT-1			UICRT-1	UICRT-1



NOTES:

- MATERIAL: COPPER TUBING.
- FINISH: TIN PLATED
- CATALOG # PT6515 ADAPTOR IS REQUIRED TO USE " U " DIES IN Y45 SERIES TOOLS.
- CATALOG # PUADP-1 ADAPTOR IS REQUIRED TO USE " U " DIES IN Y46 SERIES TOOLS.
- DIMENSIONS IN BRACKETS [ ] ARE IN MILLIMETERS. DIMENSIONS ARE ROUNDED OFF TO THE NEAREST MILLIMETER, UNLESS OTHERWISE NOTED, AND ARE FOR REFERENCE ONLY.
- UL LISTED AND CSA CERTIFIED CONNECTOR.

TO ORDER BURNDY® PRODUCTS CALL  
 UNITED STATES  
 1-800-346-4175 (LONDONDERRY, NH)  
 CANADA:  
 1-800-361-6975 (QUEBEC)  
 1-800-387-6487 (ALL OTHER PROVINCES)  
 FOR PRODUCT INFO: <http://www.burndy.com>

HYLUGS™ (ONE HOLE FLEX)

ITEM NO: --  
 CAT. NO: YAZVIC-TC (TABLE)  
 DRAWN BY: D. BOISVERT 08/22/00  
 CHECKER: J. MICHAUD 08/28/00  
 DSN APPVL: J. MICHAUD 08/21/00  
 MFG APPVL: T. THRELFALL  
 QA APPVL: T. WATTS  
 MKT APPVL: J. SYLVIA  
 PROD FAM: CM&R COMPRESSION  
 PROJECT #: --  
 DOCUMENT TYPE: Sales  
 REL LEVEL: Released

SCALE: 1:1

DRAWING NO: SE212448  
 SHEET 5 OF 16

REV B 12/16/2013 11:26:00 AM DRAWING RELEASED 34098 GV MB

REV: PE0200