

REV	DATE	DESCRIPTION	ECO	BY	C'H'K.
N	2018-08-10 01:00:00 EDT	UPDATED AS PER MU	49615	RB	VS

CONNECTOR SIZE	TOLERANCES						
	B	C	E	K DIA.	L	N	O.D.
-10C	±.03	±.04	±.02	±.02	±.06	±.03	±.01
8C - 25	±.06	±.04	±.02	±.02	±.09	±.03	±.01
26 - 34	±.08	±.04	±.02	±.02	±.12	±.03	±.01
35 AND UP	±.09	±.06	±.02	±.02	±.15	±.06	±.01

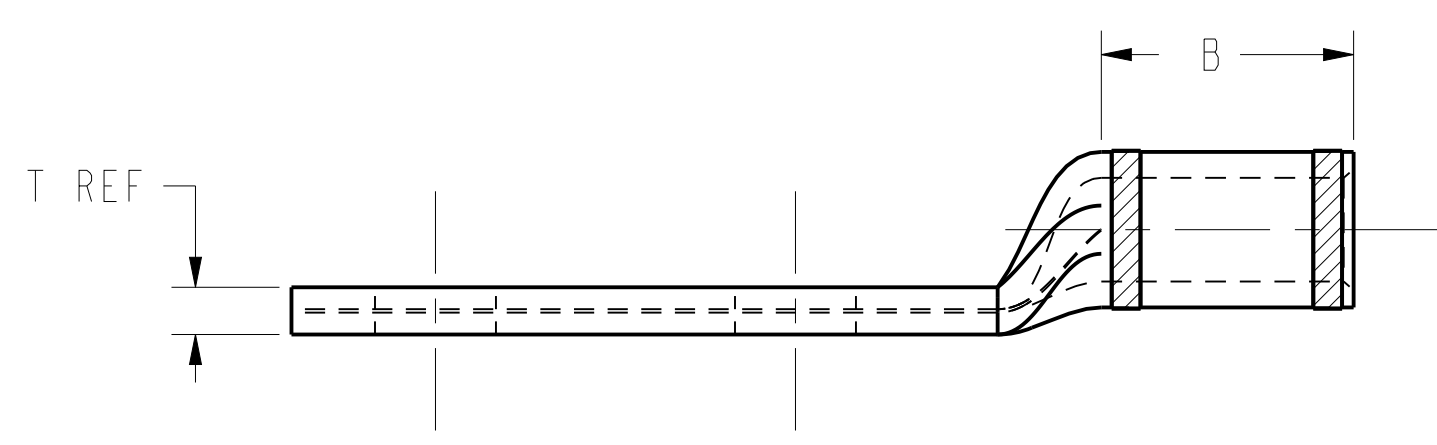
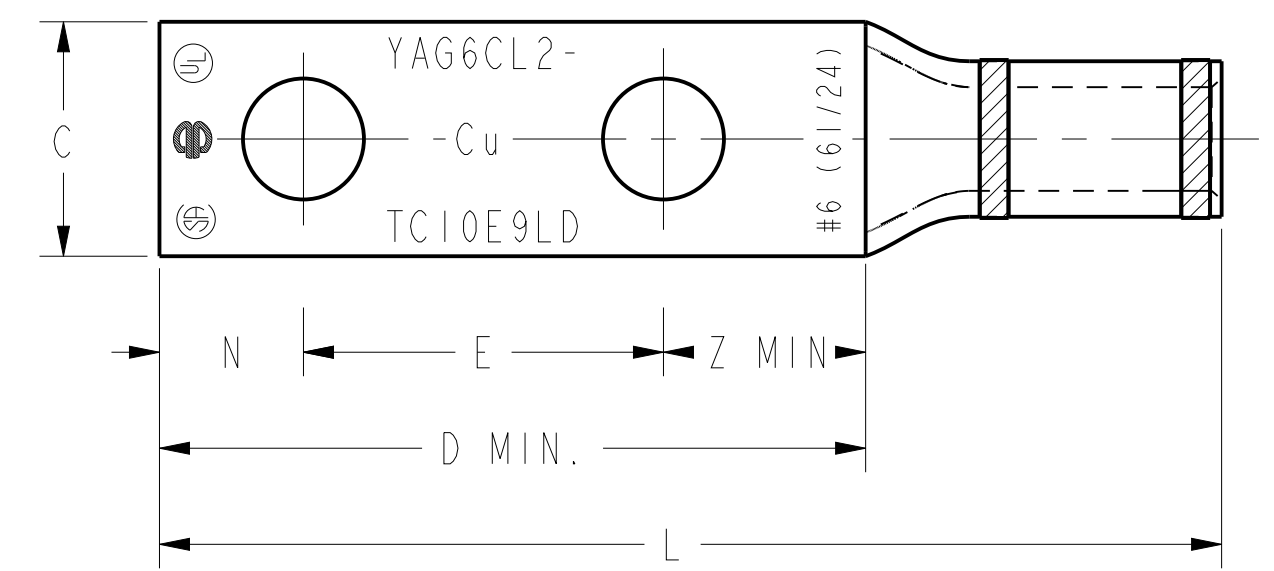


FIG. 1

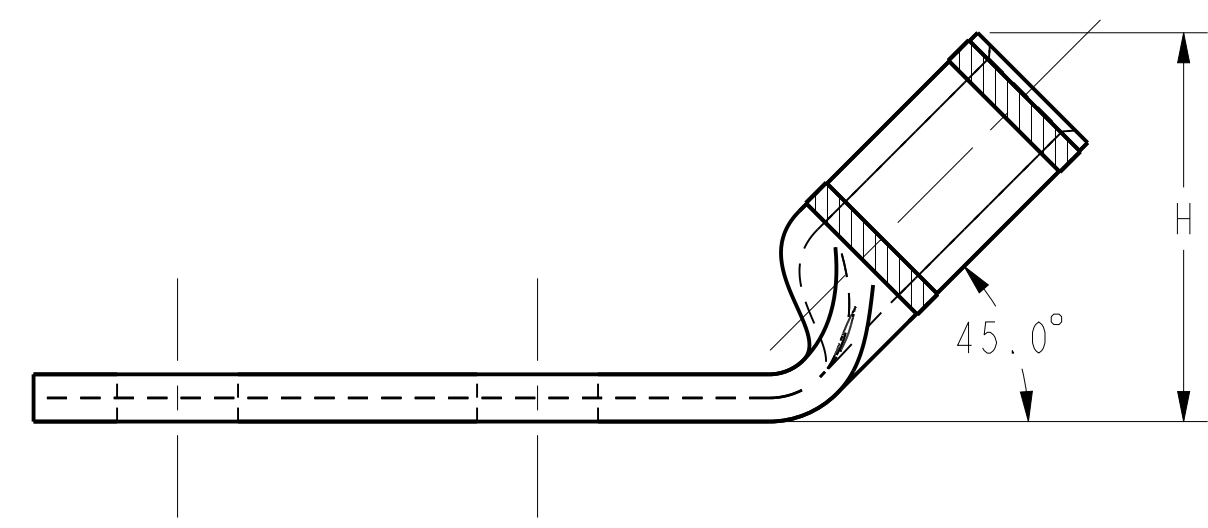
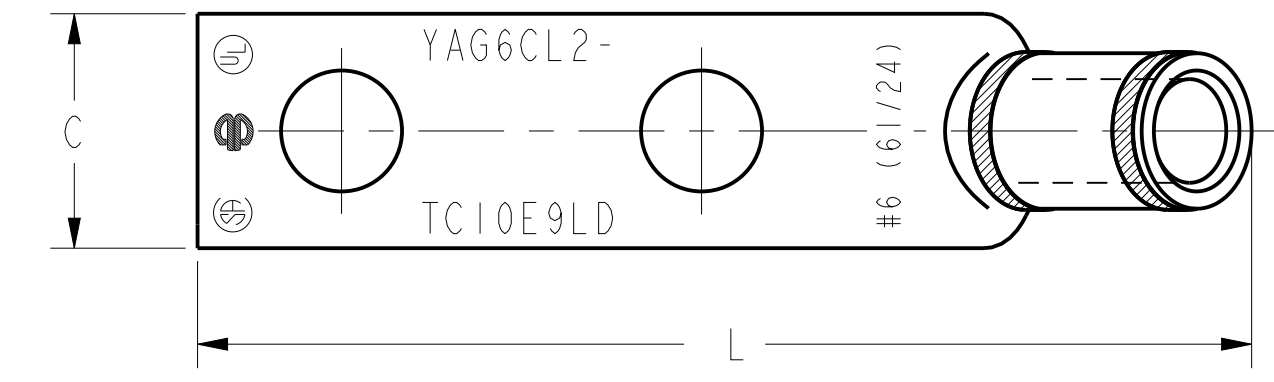


FIG. 2

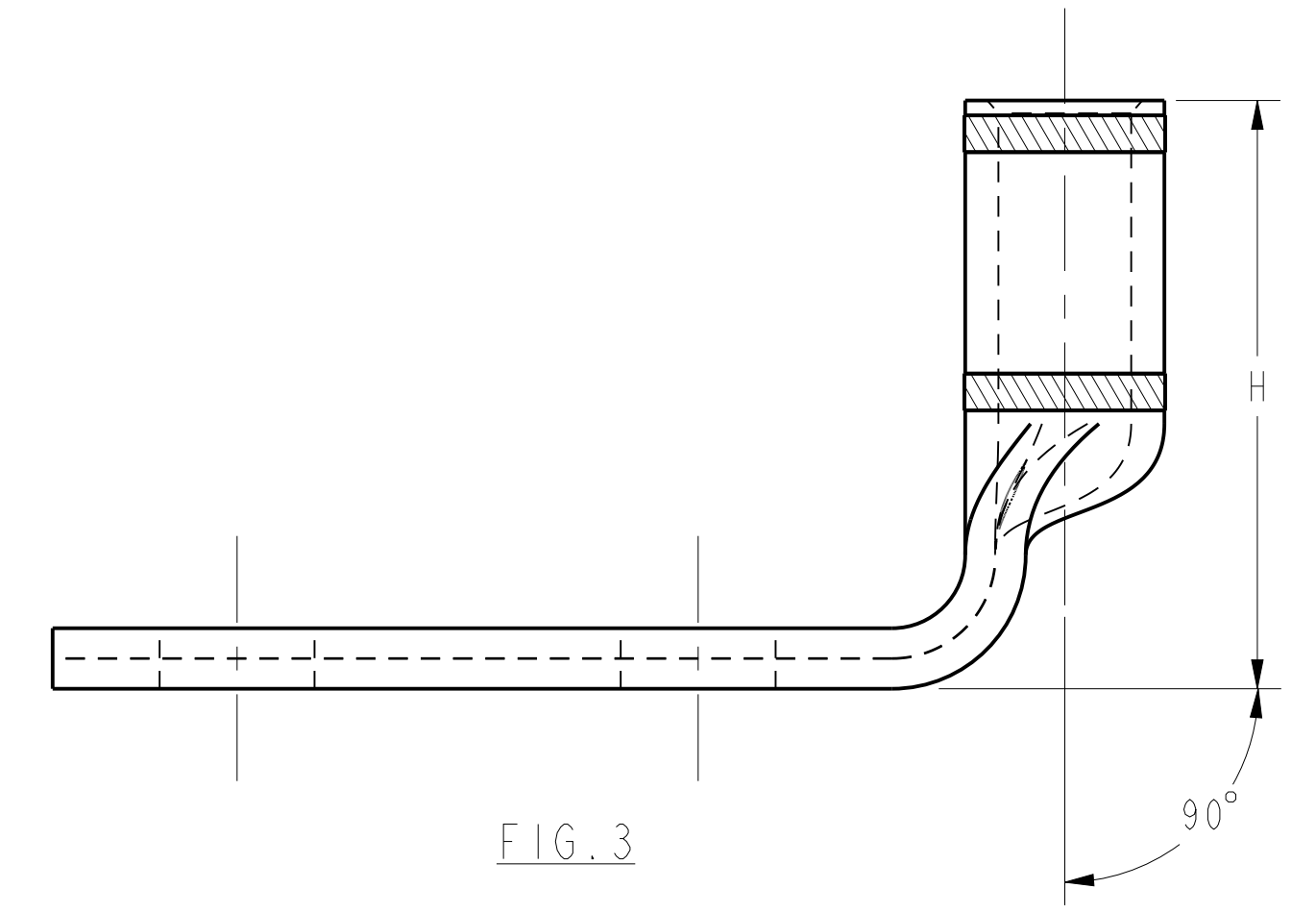
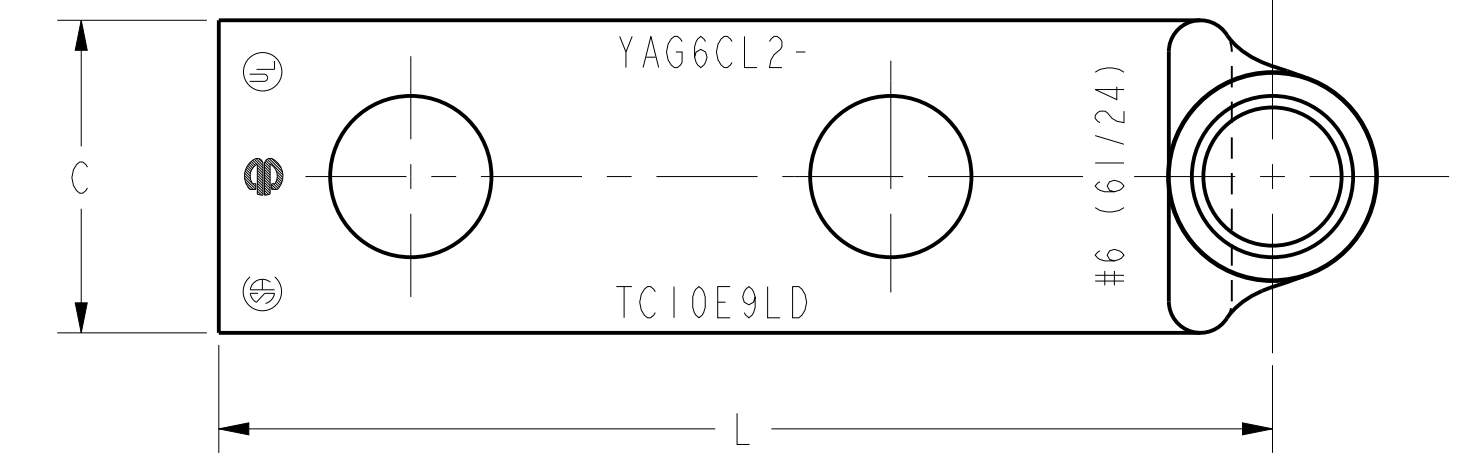


FIG. 3

- NOTES:
- MATERIAL : COPPER TUBING.
  - FINISH: LEAD PLATED.
  - CATALOG # PT6515 ADAPTOR IS REQUIRED TO USE "U" DIES IN Y45 SERIES TOOLS.
  - CATALOG # PUADP-1 ADAPTOR IS REQUIRED TO USE "U" DIES IN Y46 SERIES TOOLS.
  - NAVY CABLE SIZE MAY BE OMITTED ON SOME SIZES BECAUSE OF SPACE LIMITATIONS.
  - PERMANENT DIE IN TOOLING.
  - DIMENSIONS IN BRACKETS [ ] ARE IN MILLIMETERS ROUNDED OFF TO THE NEAREST MILLIMETER, UNLESS OTHERWISE NOTED AND ARE FOR REFERENCE ONLY.
  - IF HIGHEST REVISION OF THIS SALES PRINT IS AFFECTED, UPDATED PRINT WSA208758 TO INCLUDE THE NEW REVISION.
  - FOR UNDRILLED VERSIONS ADD SUFFIX "-U" TO END OF CATALOG NUMBER. FOR UNDRILLED VERSIONS, USE D MIN. = N MAX. + E MIN. + Z MIN.
  - CONNECTORS ARE UL LISTED AND CSA CERTIFIED. UNDRILLED VERSIONS ARE NOT LISTED OR CERTIFIED.
  - THESE CATALOG NUMBERS CANNOT BE INSTALLED WITH U8CRT DIE.
  - THESE CATALOG NUMBERS CANNOT BE INSTALLED WITH Y45 OR Y46 TOOLING.

TO ORDER BURNDY® PRODUCTS CALL		HYLUG™	
UNITED STATES 1-800-346-4175 (LONDONDERRY, NH)		ITEM NO: NA	CAT. NO: SEE TABLE
CANADA: 1-800-361-6975 (QUEBEC) 1-800-387-6487 (ALL OTHER PROVINCES)		DRAWN BY: D.FILLION 12/10/92	CHECKER: KAY.HENRY 12/17/92
FOR PRODUCT INFO: <a href="http://www.burndy.com">http://www.burndy.com</a>		DSN APPVL: C.PALAGI 12/22/92	MFG APPVL: N/A --
		QA APPVL: A.LLOYD 12/31/92	MKT APPVL: T.NELSON 1/12/93
		PROD FAM: --	DRAWING NO: SE207958
		PROJECT #: --	SCALE: 3:1
		DOCUMENT TYPE: Sales	REV: N
		REL LEVEL: In Work	SHEET 1 OF 19

REV: PEO200

D

C

B

A

D

C

B

A

CATALOG NO.	FIG NO	CONDUCTOR			BOLT SIZE	DIMENSIONS									BURNDY® INSTALLATION TOOLING (# CRIMPS)													
		FLEX	CODE (AWG)	NAVY 5		B	C	E	H	K	L	N	O.D.	T REF	Z MIN.	DIE INDEX	COLOR CODE	MECHANICAL RATCHET			HYDRAULIC				DIELESS (# CRIMPS)	WIRE STRIP LENGTH		
																		MD7-34R MD6	OUR840	YIMRTC Y122CMR 6	PATMD6 PAT600 Y500CT	Y35, Y39 Y750 PAT750	Y46 PAT46 4	Y45 3				
YAG8CL2TC10LD	1	8 SOL 6 SOL #8 CLASS G,H,I, K,M DLO 37/24	#8 AWG  CLASS B,C	23	#10	.44 [11]	.41 [10]	.63 [16]	-	.21 [5]	1.84 [47]	.27 [7]	.08 [2]	.28 [7]	49	RED	W8CRT X8CRT W8CVT (1)	X8CRT (1) W8CVT (1)	(1 CRIMP)	W8CRT X8CRT W8CVT (1)	U8CRT (1)	U8CRT (1)	U8CRT (1)	MECHANICAL: MY29-11 (1) HYDRAULIC: Y81KFT(1) PAT81KFT(1) Y4PC834(1) PAT4PC834(1)	1/2"			
YAG8CL2TC10LD45	2					.68 [17]			1.83 [46]								.25 [6]	.08 [2]	.28 [7]	W8CRT X8CRT W8CVT (1)	X8CRT (1) W8CVT (1)	(1 CRIMP)	W8CRT X8CRT W8CVT (1)			U8CRT (1)	U8CRT (1)	U8CRT (1)
YAG8CL2TC10LD90	3					.80 [20]			1.37 [35]																			
YAG8CL2TC14LD	1	8 SOL 6 SOL #8 CLASS G,H,I, K,M DLO 37/24	#8 AWG  CLASS B,C	23	1/4	.44 [11]	.63 [16]	-	.27 [7]	1.95 [50]	.27 [7]	.08 [2]	.34 [9]	49	RED	W8CRT X8CRT W8CVT (1)	X8CRT (1) W8CVT (1)	(1 CRIMP)	W8CRT X8CRT W8CVT (1)	U8CRT (1)	U8CRT (1)	U8CRT (1)	MECHANICAL: MY29-11 (1) HYDRAULIC: Y81KFT(1) PAT81KFT(1) Y4PC834(1) PAT4PC834(1)	1/2"				
YAG8CL2TC14LD45	2							.67 [17]								1.94 [49]	.31 [8]	.08 [2]	.34 [9]	W8CRT X8CRT W8CVT (1)	X8CRT (1) W8CVT (1)	(1 CRIMP)			W8CRT X8CRT W8CVT (1)	U8CRT (1)	U8CRT (1)	U8CRT (1)
YAG8CL2TC14LD90	3							.79 [20]								1.49 [38]												
YAG8CL2TC14E1LD	1	8 SOL 6 SOL #8 CLASS G,H,I, K,M DLO 37/24	#8 AWG  CLASS B,C	23	1/4	.44 [11]	1.00 [25]	-	.27 [7]	2.33 [59]	.27 [7]	.08 [2]	.34 [9]	49	RED	W8CRT X8CRT W8CVT (1)	X8CRT (1) W8CVT (1)	(1 CRIMP)	W8CRT X8CRT W8CVT (1)	U8CRT (1)	U8CRT (1)	U8CRT (1)	MECHANICAL: MY29-11 (1) HYDRAULIC: Y81KFT(1) PAT81KFT(1) Y4PC834(1) PAT4PC834(1)	1/2"				
YAG8CL2TC14E1LD45	2							.67 [17]								2.32 [59]	.31 [8]	.08 [2]	.34 [9]	W8CRT X8CRT W8CVT (1)	X8CRT (1) W8CVT (1)	(1 CRIMP)			W8CRT X8CRT W8CVT (1)	U8CRT (1)	U8CRT (1)	U8CRT (1)
YAG8CL2TC14E1LD90	3							.79 [20]								1.87 [47]												
YAG8CL2TC14E2LD	1	8 SOL 6 SOL #8 CLASS G,H,I, K,M DLO 37/24	#8 AWG  CLASS B,C	23	1/4	.44 [11]	.75 [19]	-	.27 [7]	2.08 [53]	.27 [7]	.08 [2]	.34 [9]	49	RED	W8CRT X8CRT W8CVT (1)	X8CRT (1) W8CVT (1)	(1 CRIMP)	W8CRT X8CRT W8CVT (1)	U8CRT (1)	U8CRT (1)	U8CRT (1)	MECHANICAL: MY29-11 (1) HYDRAULIC: Y81KFT(1) PAT81KFT(1) Y4PC834(1) PAT4PC834(1)	1/2"				
YAG8CL2TC14E2LD45	2							.67 [17]								2.07 [52]	.31 [8]	.08 [2]	.34 [9]	W8CRT X8CRT W8CVT (1)	X8CRT (1) W8CVT (1)	(1 CRIMP)			W8CRT X8CRT W8CVT (1)	U8CRT (1)	U8CRT (1)	U8CRT (1)
YAG8CL2TC14E2LD90	3							.79 [20]								1.62 [41]												
YAG8CL2TC38LD	1	6 SOL 6 SOL #8 CLASS G,H,I, K,M DLO 37/24	#8 AWG  CLASS B,C	23	3/8	.44 [11]	.58 [15]	-	.40 [10]	2.52 [64]	.40 [10]	.06 [2]	.43 [11]	49	RED	W8CRT X8CRT W8CVT (1)	X8CRT (1) W8CVT (1)	(1 CRIMP)	W8CRT X8CRT W8CVT (1)	U8CRT (1)	U8CRT (1)	U8CRT (1)	MECHANICAL: MY29-11 (1) HYDRAULIC: Y81KFT(1) PAT81KFT(1) Y4PC834(1) PAT4PC834(1)	1/2"				
YAG8CL2TC38LD45	2							.66 [17]								2.46 [62]	.41 [10]	.06 [2]	.43 [11]	W8CRT X8CRT W8CVT (1)	X8CRT (1) W8CVT (1)	(1 CRIMP)			W8CRT X8CRT W8CVT (1)	U8CRT (1)	U8CRT (1)	U8CRT (1)
YAG8CL2TC38LD90	3							.75 [19]								2.05 [52]												

SEE SHEET 1 OF 19 FOR NOTES.

TO ORDER BURNDY® PRODUCTS CALL		HYLUG™	
UNITED STATES 1-800-346-4175 (LONDONDERRY, NH)		ITEM NO: N/A	
CANADA: 1-800-361-6975 (QUEBEC) 1-800-387-6487 (ALL OTHER PROVINCES)		CAT. NO: YAG8CL-2TC-LD-	
FOR PRODUCT INFO: <a href="http://www.burndy.com">http://www.burndy.com</a>		DRAWN BY: D.FILLION 12/10/92	
		CHECKER: KAY.HENRY 12/18/92	
		DSN APPVL: C.PALAGI 12/22/92	
		MFG APPVL: N/A --	
		QA APPVL: A.LLOYD 12/31/92	
		MKT APPVL: T.NELSON 01/12/93	
		SCALE: NTS	
		DRAWING NO: SE207958	
		REV: N	
		SHEET 2 OF 19	

REV	DATE	DESCRIPTION	ECO	BY	C'K'
N	2018-08-10 01:00:00 EDT	UPDATED AS PER MU	49615	RB	VS

REV: PEC200

D

C

B

A

D

C

B

A

CATALOG NO.	FIG. NO	CONDUCTOR			BOLT SIZE	DIMENSIONS									BURNDY® INSTALLATION TOOLING (# CRIMPS)											
		FLEX	CODE (AWG)	NAVY		B	C	E	H	K	L	N	O.D.	T REF.	Z MIN.	DIE INDEX	COLOR CODE	MECHANICAL RATCHET			HYDRAULIC			DIELESS (# CRIMPS)	WIRE STRIP LENGTH	
																		MD7-34R MD6	OUR840	Y1MRTC Y122CMR	PATMD6 PAT600 Y500CT	Y35, Y39 Y750 PAT750	Y46 PAT46			Y45
YAG6CL2TC10LD	1	#6 CLASS G, H, I, K, M DLO 61/24	#6 AWG CLASS B, C	30	#10	.50 [13]	.45 [11]	.63 [16]	-	.21 [5]	1.94 [49]	.25 [6]	.31 [8]	.08 [2]	.28 [7]	7 OR 374	BLUE	W5CRT X5CRT W5CVT (1)	X5CRT W5CVT (1)	(1 CRIMP)	W5CRT X5CRT W5CVT (1)	U5CRT (1)	U5CRT (1)	U5CRT (1)	MECHANICAL: MY29-11 (1) HYDRAULIC: Y81KFT(1) PAT81KFT(1) Y4PC834(1) PAT4PC834(1)	1/2"
YAG6CL2TC10LD45	2					.78 [20]			1.91 [49]																	
YAG6CL2TC10LD90	3					.91 [23]			1.39 [35]																	
YAG6CL2TC10E2LD	1					.48 [12]	.75 [19]	-	.21 [5]	2.06 [52]	.25 [6]	.08 [2]	.28 [7]													
YAG6CL2TC10E2LD45	2							.78 [20]						2.02 [51]												
YAG6CL2TC10E2LD90	3							.89 [23]						1.57 [40]												
YAG6CL2TC10E4LD	1					.45 [11]	.69 [17]	-	.21 [5]	1.98 [50]	.25 [6]	.31 [8]	.08 [2]	.28 [7]												
YAG6CL2TC10E4LD45	2							.78 [20]							1.46 [37]											
YAG6CL2TC10E4LD90	3							.91 [23]							1.46 [37]											
YAG6CL2TC10E9LD	1					.48 [12]	.50 [13]	-	.21 [5]	1.81 [46]	.25 [6]	.31 [8]	.08 [2]	.28 [7]												
YAG6CL2TC10E9LD45	2							.78 [20]							1.77 [45]											
YAG6CL2TC10E9LD90	3							.90 [23]							1.27 [32]											
YAG6CL2TC14LD	1					.48 [12]	.63 [16]	-	.27 [7]	2.02 [51]	.31 [8]	.08 [2]	.34 [9]													
YAG6CL2TC14LD45	2							.78 [20]						2.02 [51]												
YAG6CL2TC14LD90	3							.90 [23]						1.52 [39]												
YAG6CL2TC14E1LD	1					.48 [12]	1.00 [25]	-	.27 [7]	2.44 [62]	.31 [8]	.08 [2]	.34 [9]													
YAG6CL2TC14E1LD45	2							.78 [20]						2.40 [61]												
YAG6CL2TC14E1LD90	3							.90 [23]						1.89 [48]												
YAG6CL2TC14E2LD	1	.48 [12]	.75 [19]	-	.27 [7]	2.18 [55]	.31 [8]	.08 [2]	.34 [9]																	
YAG6CL2TC14E2LD45	2			.78 [20]						2.15 [55]																
YAG6CL2TC14E2LD90	3			.90 [23]						1.64 [42]																
YAG6CL2TC516LD	1	.52 [13]	1.00 [25]	-	.33 [8]	2.50 [63]	.34 [9]	.07 [2]	.37 [9]																	
YAG6CL2TC516LD45	2			.78 [20]						2.45 [62]																
YAG6CL2TC516LD90	3			.89 [23]						1.95 [49]																
YAG6CL2TC38LD	1	.58 [15]	1.00 [25]	-	.40 [10]	2.62 [67]	.41 [10]	.06 [2]	.43 [11]																	
YAG6CL2TC38LD45	2			.77 [20]						2.56 [65]																
YAG6CL2TC38LD90	3			.87 [22]						2.07 [53]																
YAG6CL2NTCLD	1	#6 CLASS G, H, I, K, M DLO 61/24	#6 AWG CLASS B, C	30	1/2	.50 [13]	.83 [21]	1.75 [44]	-	.56 [14]	3.81 [97]	.62 [16]	.12 [3]	.65 [17]	7 OR 374	BLUE	W5CRT X5CRT W5CVT (1)	X5CRT W5CVT (1)	(1 CRIMP)	W5CRT X5CRT W5CVT (1)	U5CRT (1)	U5CRT (1)	U5CRT (1)		1/2"	
YAG6CL2NTCLD45	2								.80 [20]																	3.67 [93]
YAG6CL2NTCLD90	3								.98 [25]																	3.29 [84]

SEE SHEET 1 OF 19 FOR NOTES

TO ORDER BURNDY® PRODUCTS CALL		HYLUG™	
UNITED STATES 1-800-346-4175 (LONDONDERRY, NH)		ITEM NO: --	
CANADA: 1-800-361-6975 (QUEBEC) 1-800-387-6487 (ALL OTHER PROVINCES)		CAT. NO: YAG6CL-2-TC-LD- (TABLE)	
FOR PRODUCT INFO: <a href="http://www.burndy.com">http://www.burndy.com</a>		DRAWN BY: D.FILLION 12/10/92	
		CHECKER: KAY.HENRY 12/17/92	
		DSN APPVL: --	
		MFG APPVL: --	
		QA APPVL: A.LLOYD 12/31/92	
		MKT APPVL: T.NELSON 01/12/93	
		SCALE: NTS	
		PROD FAM: --	
		DRAWING NO	
		REV	
		PROJECT #: --	
		SIZE	
		DOCUMENT TYPE: Sales	
		REL LEVEL: In Work	
		SE207958	
		SHEET 3 OF 19	
		N	

REV	DATE	DESCRIPTION	ECO	BY	C'K'
N	2018-08-10 01:00:00 EDT	UPDATED AS PER MU	49615	RB	VS

REV: PEO200

D

C

B















A

D

C

B

A

CATALOG NO.	FIG. NO.	CONDUCTOR			BOLT SIZE	DIMENSIONS										BURNDY® INSTALLATION TOOLING (# CRIMPS)																						
		FLEX	CODE (AWG)	NAVY 		B	C	E	H	K	L	N	O.D.	T REF.	Z MIN.	DIE INDEX	COLOR CODE	MECHANICAL			HYDRAULIC			DIELESS (# CRIMPS)	WIRE STRIP LENGTH													
																		MD7-34R MD6	OUR840	YIMRTC Y122CMR 	PATMD6 PAT600 Y500CT	Y35, Y39 Y750 PAT750	Y46 PAT46 			Y45 												
YAG4CL2NT10LD	1	#4 CLASS G,H,I,K,M DLO 105/24	#4 AWG CLASS B,C	40 & 50	#10 [M5]	.50 [13]	.41 [10]	.63 [16]	-	.21 [5]	1.99 [51]	.25 [6]	.38 [10]	.09 [2]	.27 [7]	8 OR 346	GRAY	W4CRT X4CRT W4CVT (1)	X4CRT W4CVT (1)	(2 CRIMP)	W4CRT X4CRT W4CVT (1)	U4CRT (1)	U4CRT (1)	U4CRT (1)	MECHANICAL: MY29-11 (1) HYDRAULIC: Y81KFT(1) PAT81KFT(1) Y4PC834(1) PAT4PC834(1)	9/16"												
YAG4CL2NT10LD45	2					.87 [22]			2.97 [50]																													
YAG4CL2NT10LD90 	3					.98 [25]			1.43 [36]																													
YAG4CL2NT10E1LD	1					#4 CLASS G,H,I,K,M DLO 105/24	#4 AWG CLASS B,C	40 & 50	#10 [M5]	.41 [10]	1.00 [25]	-	.21 [5]	2.37 [60]	.25 [6]	.38 [10]	.09 [2]	.27 [7]	8 OR 346	GRAY	W4CRT X4CRT W4CVT (1)	X4CRT W4CVT (1)	(2 CRIMP)	W4CRT X4CRT W4CVT (1)	U4CRT (1)	U4CRT (1)	U4CRT (1)	MECHANICAL: MY29-11 (1) HYDRAULIC: Y81KFT(1) PAT81KFT(1) Y4PC834(1) PAT4PC834(1)	9/16"									
YAG4CL2NT10E1LD45	2											.87 [22]																		2.34 [59]								
YAG4CL2NT10E1LD90 	3											.98 [25]																		1.80 [46]								
YAG4CL2TC14LD	1									#4 CLASS G,H,I,K,M DLO 105/24	#4 AWG CLASS B,C	40 & 50	1/4 [M6]	.55 [14]	.63 [16]	-	.27 [7]	2.11 [54]	.31 [8]	.38 [10]	.09 [2]	.34 [9]	8 OR 346	GRAY	W4CRT X4CRT W4CVT (1)	X4CRT W4CVT (1)	(2 CRIMP)	W4CRT X4CRT W4CVT (1)	U4CRT (1)	U4CRT (1)	U4CRT (1)	MECHANICAL: MY29-11 (1) HYDRAULIC: Y81KFT(1) PAT81KFT(1) Y4PC834(1) PAT4PC834(1)	9/16"					
YAG4CL2TC14LD45	2															.87 [22]																		2.09 [53]				
YAG4CL2TC14LD90 	3															.98 [25]																		1.55 [39]				
YAG4CL2TC14E2LD	1													#4 CLASS G,H,I,K,M DLO 105/24	#4 AWG CLASS B,C	40 & 50	1/4 [M6]	.55 [14]	.75 [19]	-	.27 [7]	2.24 [57]	.31 [8]	.38 [10]	.09 [2]	.34 [9]	8 OR 346	GRAY	W4CRT X4CRT W4CVT (1)	X4CRT W4CVT (1)	(2 CRIMP)	W4CRT X4CRT W4CVT (1)	U4CRT (1)	U4CRT (1)	U4CRT (1)	MECHANICAL: MY29-11 (1) HYDRAULIC: Y81KFT(1) PAT81KFT(1) Y4PC834(1) PAT4PC834(1)	9/16"	
YAG4CL2TC14E2LD45	2																			.87 [22]																		2.22 [56]
YAG4CL2TC14E2LD90 	3																			.98 [25]																		1.68 [43]
YAG4CL2TC14E1LD	1	#4 CLASS G,H,I,K,M DLO 105/24	#4 AWG CLASS B,C	40 & 50	1/4 [M6]													.55 [14]	1.00 [25]	-	.27 [7]	2.49 [63]	.31 [8]	.38 [10]	.09 [2]	.34 [9]	8 OR 346	GRAY	W4CRT X4CRT W4CVT (1)	X4CRT W4CVT (1)	(2 CRIMP)	W4CRT X4CRT W4CVT (1)	U4CRT (1)	U4CRT (1)	U4CRT (1)	MECHANICAL: MY29-11 (1) HYDRAULIC: Y81KFT(1) PAT81KFT(1) Y4PC834(1) PAT4PC834(1)	9/16"	
YAG4CL2TC14E1LD45	2																			.87 [22]																		2.47 [63]
YAG4CL2TC14E1LD90 	3																			.98 [25]																		1.93 [49]
YAG4CL2TC38LD	1					#4 CLASS G,H,I,K,M DLO 105/24	#4 AWG CLASS B,C	40 & 50	3/8 [M10]									.58 [15]	1.00 [25]	-	.40 [10]	2.68 [68]	.41 [10]	.38 [10]	.08 [2]	.43 [11]	8 OR 346	GRAY	W4CRT X4CRT W4CVT (1)	X4CRT W4CVT (1)	(2 CRIMP)	W4CRT X4CRT W4CVT (1)	U4CRT (1)	U4CRT (1)	U4CRT (1)	MECHANICAL: MY29-11 (1) HYDRAULIC: Y81KFT(1) PAT81KFT(1) Y4PC834(1) PAT4PC834(1)	9/16"	
YAG4CL2TC38LD45	2																			.87 [22]																		2.64 [67]
YAG4CL2TC38LD90 	3																			.97 [25]																		2.11 [54]
YAG4CL2TC516LD	1									#4 CLASS G,H,I,K,M DLO 105/24	#4 AWG CLASS B,C	40 & 50	5/16 [M8]					.55 [14]	1.00 [25]	-	.33 [8]	2.56 [65]	.34 [9]	.38 [10]	.09 [2]	.36 [9]	8 OR 346	GRAY	W4CRT X4CRT W4CVT (1)	X4CRT W4CVT (1)	(2 CRIMP)	W4CRT X4CRT W4CVT (1)	U4CRT (1)	U4CRT (1)	U4CRT (1)	MECHANICAL: MY29-11 (1) HYDRAULIC: Y81KFT(1) PAT81KFT(1) Y4PC834(1) PAT4PC834(1)	9/16"	
YAG4CL2TC516LD45	2																			.87 [22]																		2.53 [64]
YAG4CL2TC516LD90 	3																			.98 [25]																		1.99 [51]
YAG4CL2NTCLD	1													#4 CLASS G,H,I,K,M DLO 105/24	#4 AWG CLASS B,C	40 & 50	1/2 [M12]	.83 [21]	1.75 [44]	-	.56 [14]	3.87 [98]	.62 [16]	.38 [10]	.12 [3]	.65 [17]	8 OR 346	GRAY	W4CRT X4CRT W4CVT (1)	X4CRT W4CVT (1)	(2 CRIMP)	W4CRT X4CRT W4CVT (1)	U4CRT (1)	U4CRT (1)	U4CRT (1)	MECHANICAL: MY29-11 (1) HYDRAULIC: Y81KFT(1) PAT81KFT(1) Y4PC834(1) PAT4PC834(1)	9/16"	
YAG4CL2NTCLD45	2																			.88 [22]																		3.91 [99]
YAG4CL2NTCLD90 	3																			1.04 [26]																		3.32 [84]
YAG4CL2TC10LD	1	#4 CLASS G,H,I,K,M DLO 105/24	#4 AWG CLASS B,C	40 & 50	#10 [M5]													.55 [14]	.63 [16]	-	.21 [5]	1.99 [51]	.25 [6]	.38 [10]	.09 [2]	.26 [7]	8 OR 346	GRAY	W4CRT X4CRT W4CVT (1)	X4CRT W4CVT (1)	(2 CRIMP)	W4CRT X4CRT W4CVT (1)	U4CRT (1)	U4CRT (1)	U4CRT (1)	MECHANICAL: MY29-11 (1) HYDRAULIC: Y81KFT(1) PAT81KFT(1) Y4PC834(1) PAT4PC834(1)	9/16"	
YAG4CL2TC10LD45	2																			.87 [22]																		1.97 [50]
YAG4CL2TC10LD90 	3																			.98 [25]																		1.43 [36]
YAG4CL2NT14LD	1					#4 CLASS G,H,I,K,M DLO 105/24	#4 AWG CLASS B,C	40 & 50	1/4 [M6]									.45 [11]	.63 [16]	-	.27 [7]	2.12 [54]	.31 [8]	.38 [10]	.09 [2]	.32 [8]	8 OR 346	GRAY	W4CRT X4CRT W4CVT (1)	X4CRT W4CVT (1)	(2 CRIMP)	W4CRT X4CRT W4CVT (1)	U4CRT (1)	U4CRT (1)	U4CRT (1)	MECHANICAL: MY29-11 (1) HYDRAULIC: Y81KFT(1) PAT81KFT(1) Y4PC834(1) PAT4PC834(1)	9/16"	
YAG4CL2NT14LD45	2																			.87 [22]																		2.09 [53]
YAG4CL2NT14LD90 	3																			.98 [25]																		1.55 [39]

REV: PEC200

SEE SHEET 1 OF 19 FOR NOTES

TO ORDER BURNDY® PRODUCTS CALL  
 UNITED STATES  
 1-800-346-4175 (LONDONDERRY, NH)  
 CANADA:  
 1-800-361-6975 (QUEBEC)  
 1-800-387-6487 (ALL OTHER PROVINCES)  
 FOR PRODUCT INFO: <http://www.burndy.com>

HYLUG™  
 ITEM NO: N/A  
 CAT. NO: YAG4CL-2-TC-LD- (TABLE)  
 DRAWN BY: D.FILLION 12/10/82  
 CHECKER: KAY.HENRY 12/15/82  
 DSN APPVL: C.PALAG 12/10/82  
 MFG APPVL: T.NELSON 01/12/83  
 QA APPVL: A.LLOYD 12/31/82  
 MKT APPVL: --  
 PROD FAM: --  
 PROJECT #: --  
 DOCUMENT TYPE: Sales  
 REL LEVEL: In Work

REV	DATE	DESCRIPTION	ECO	BY	C'H'K.
N	2018-08-10 01:00:00 EDT	UPDATED AS PER MU	49615	RB	VS

SCALE: NTS	DRAWING NO	REV
SCALE: NTS	SE207958	N
SHEET 4 OF 19		

D	CATALOG NO.	FIG. NO.	CONDUCTOR			BOLT SIZE	DIMENSIONS							BURNDY® INSTALLATION TOOLING (# CRIMPS)							DIELESS (# CRIMPS)	WIRE STRIP LENGTH																						
			FLEX	CODE (AWG)	NAVY $\triangle$ 5		B	C	E	H	K	L	N	O.D.	T REF.	Z MIN.	DIE INDEX	COLOR CODE	MECHANICAL RATCHET				HYDRAULIC																					
																			MD7-34R MD6	OUR840			YIMRTC Y122CMR $\triangle$ 6	PATMD6 PAT600 Y500CT	Y35, Y39 Y750 PAT750	Y46 PAT46 $\triangle$ 4	Y45 $\triangle$ 3																	
	YAG2CL2TC14LD	1	#2 CLASS G,H,I,K,M DLO 150/24	#2 AWG CLASS B,C	60	.63 [16]	.68 [17]	.63 [16]	-	.27 [7]	2.28 [58]	.46 [12]	.10 [3]	.34 [9]	10	BROWN	W2CRT X2CRT W2CVT (1)	X2CRT W2CVT (1)	(2 CRIMP)	W2CRT X2CRT W2CVT (1)	U2CRT (1)	U2CRT (1)	U2CRT (1)	MECHANICAL: MY29-11 (1) HYDRAULIC: Y644(1) Y81KFT(1) PAT81KFT(1) Y4PC834(1) PAT4PC834(1) PAT444(1)	11/16"																			
	YAG2CL2TC14LD45	2				1.05 [27]			2.23 [57]		.31 [8]																																	
	YAG2CL2TC14LD90	3				1.16 [30]			1.60 [41]																																			
	YAG2CL2TC14E1LD	1	#2 CLASS G,H,I,K,M DLO 150/24	#2 AWG CLASS B,C	60	.63 [16]	.68 [17]	1.00 [25]	-	.27 [7]	2.63 [67]	.46 [12]	.10 [3]	.34 [9]	10	BROWN	W2CRT X2CRT W2CVT (1)	X2CRT W2CVT (1)	(2 CRIMP)	W2CRT X2CRT W2CVT (1)	U2CRT (1)	U2CRT (1)	U2CRT (1)	MECHANICAL: MY29-11 (1) HYDRAULIC: Y644(1) Y81KFT(1) PAT81KFT(1) Y4PC834(1) PAT4PC834(1) PAT444(1)	11/16"																			
	YAG2CL2TC14E1LD45	2							1.04 [27]		2.60 [66]															.31 [8]																		
	YAG2CL2TC14E1LD90	3							1.16 [30]		1.98 [50]																																	
	YAG2CL2TC14E2LD	1	#2 CLASS G,H,I,K,M DLO 150/24	#2 AWG CLASS B,C	60	.63 [16]	.68 [17]	.75 [19]	-	.27 [7]	2.40 [61]	.46 [12]	.10 [3]	.34 [9]	10	BROWN	W2CRT X2CRT W2CVT (1)	X2CRT W2CVT (1)	(2 CRIMP)	W2CRT X2CRT W2CVT (1)	U2CRT (1)	U2CRT (1)	U2CRT (1)	MECHANICAL: MY29-11 (1) HYDRAULIC: Y644(1) Y81KFT(1) PAT81KFT(1) Y4PC834(1) PAT4PC834(1) PAT444(1)	11/16"																			
	YAG2CL2TC14E2LD45	2							1.05 [27]		2.36 [60]															.31 [8]																		
	YAG2CL2TC14E2LD90	3							1.16 [30]		1.73 [44]																																	
	YAG2CL2TC38LD	1	#2 CLASS G,H,I,K,M DLO 150/24	#2 AWG CLASS B,C	60	.63 [16]	.68 [17]	1.00 [25]	-	.40 [10]	2.84 [72]	.46 [12]	.10 [3]	.43 [11]	10	BROWN	W2CRT X2CRT W2CVT (1)	X2CRT W2CVT (1)	(2 CRIMP)	W2CRT X2CRT W2CVT (1)	U2CRT (1)	U2CRT (1)	U2CRT (1)	MECHANICAL: MY29-11 (1) HYDRAULIC: Y644(1) Y81KFT(1) PAT81KFT(1) Y4PC834(1) PAT4PC834(1) PAT444(1)	11/16"																			
	YAG2CL2TC38LD45	2							1.05 [27]		2.79 [71]															.41 [10]																		
	YAG2CL2TC38LD90	3							1.16 [30]		2.17 [55]																																	
	YAG2CL2TC516LD	1	#2 CLASS G,H,I,K,M DLO 150/24	#2 AWG CLASS B,C	60	.63 [16]	.68 [17]	1.00 [25]	-	.33 [8]	2.71 [69]	.46 [12]	.10 [3]	.34 [9]	10	BROWN	W2CRT X2CRT W2CVT (1)	X2CRT W2CVT (1)	(2 CRIMP)	W2CRT X2CRT W2CVT (1)	U2CRT (1)	U2CRT (1)	U2CRT (1)	MECHANICAL: MY29-11 (1) HYDRAULIC: Y644(1) Y81KFT(1) PAT81KFT(1) Y4PC834(1) PAT4PC834(1) PAT444(1)	11/16"																			
	YAG2CL2TC516LD45	2							1.05 [27]		2.67 [68]															.34 [9]																		
	YAG2CL2TC516LD90	3							1.16 [30]		2.04 [52]																																	
	YAG2CL2NTCLD	1	#2 CLASS G,H,I,K,M DLO 150/24	#2 AWG CLASS B,C	60	.63 [16]	.83 [21]	1.75 [44]	-	.56 [14]	4.03 [102]	.46 [12]	.08 [2]	.65 [17]	10	BROWN	W2CRT X2CRT W2CVT (1)	X2CRT W2CVT (1)	(2 CRIMP)	W2CRT X2CRT W2CVT (1)	U2CRT (1)	U2CRT (1)	U2CRT (1)	MECHANICAL: MY29-11 (1) HYDRAULIC: Y644(1) Y81KFT(1) PAT81KFT(1) Y4PC834(1) PAT4PC834(1) PAT444(1)	11/16"																			
	YAG2CL2NTCLD45	2							1.04 [26]		3.94 [100]															.62 [16]																		
	YAG2CL2NTCLD90	3							1.12 [28]		3.34 [85]																																	

REV: PEO200	SEE SHEET 1 OF 19 FOR NOTES						TO ORDER BURNDY® PRODUCTS CALL UNITED STATES 1-800-346-4175 (LONDONDERRY, NH) CANADA: 1-800-361-6975 (QUEBEC) 1-800-387-6487 (ALL OTHER PROVINCES) FOR PRODUCT INFO: <a href="http://www.burndy.com">http://www.burndy.com</a>						HYLUG™ ITEM NO: N/A CAT. NO: YAG2CL-2-TC-LD- DRAWN BY: D.FILLION 12-10-92 CHECKER: KAY.HENRY 12-18-92 DSN APPVL: C.PALAG 12-22-92 MFG APPVL: N/A QA APPVL: A.LLOYD 12-31-92 MKT APPVL: T.NELSON 01-12-93 PROD FAM: -- PROJECT #: -- DOCUMENT TYPE: Sales REL LEVEL: In Work					
	BURNDY SCALE: NTS						DRAWING NO: SE207958 SHEET 5 OF 19											
	REV: DATE DESCRIPTION ECO BY C'H'K. N 2018-08-10 01:00:00 EDT UPDATED AS PER MU 49615 RB VS						DRAWING NO: SE207958 REV: N											

D

C

B

A

D

C

B

A

CATALOG NO.	FIG. NO.	CONDUCTOR			BOLT SIZE	DIMENSIONS									BURNDY® INSTALLATION TOOLING (# CRIMPS)											
		FLEX	CODE (AWG)	NAVY 5		B	C	E	H	K	L	N	O.D.	T REF.	Z MIN.	DIE INDEX	COLOR CODE	MECHANICAL		HYDRAULIC			DIELESS (# CRIMPS)	WIRE STRIP LENGTH		
																		MD7-34R MD6	OUR840	PATMD6 PAT600 Y500CT	Y750, Y35 Y39 PAT750	Y46 PAT46			Y45	
YAGICL2NTI4LD	1	#1 CLASS G, H, I, K, M DLO 225/24	#1 AWG CLASS B, C	7.5	1/4 [M6]	.62 [16]	.50 [13] MAX	.63 [16]	-	.27 [7]	2.30 [58]	.31 [8]	.51 [13]	.12 [3]	.34 [9]	11 OR 375	GREEN	WICRT XICRT WICVT (1)	XICRT WICVT (1)	WICRT XICRT WICVT (1)	UICRT-1 (1)	UICRT-1 (1)	UICRT-1 (1)	MECHANICAL: MY29-11 (1) HYDRAULIC: Y644(1) PAT644(1) Y81KFT(1) PAT81KFT(1) Y4PC834(1) PAT4PC834(1) PAT444(1)	11/16"	
YAGICL2NTI4LD45	2								1.11 [28]																	2.29 [58]
YAGICL2NTI4LD90	3								1.22 [31]																	1.64 [42]
YAGICL2TCI4LD	1	#1 CLASS G, H, I, K, M DLO 225/24	#1 AWG CLASS B, C	7.5	1/4 [M6]	.62 [16]	.75 [19]	.63 [16]	-	.27 [7]	2.30 [58]	.31 [8]	.51 [13]	.12 [3]	.34 [9]	11 OR 375	GREEN	WICRT XICRT WICVT (1)	XICRT WICVT (1)	WICRT XICRT WICVT (1)	UICRT-1 (1)	UICRT-1 (1)	UICRT-1 (1)	MECHANICAL: MY29-11 (1) HYDRAULIC: Y644(1) PAT644(1) Y81KFT(1) PAT81KFT(1) Y4PC834(1) PAT4PC834(1) PAT444(1)	11/16"	
YAGICL2TCI4LD45	2								1.11 [28]																	2.29 [58]
YAGICL2TCI4LD90	3								1.22 [31]																	1.64 [42]
YAGICL2TCI4E2LD	1	#1 CLASS G, H, I, K, M DLO 225/24	#1 AWG CLASS B, C	7.5	1/4 [M6]	.62 [16]	.75 [19]	.75 [19]	-	.27 [7]	2.43 [62]	.31 [8]	.51 [13]	.12 [3]	.34 [9]	11 OR 375	GREEN	WICRT XICRT WICVT (1)	XICRT WICVT (1)	WICRT XICRT WICVT (1)	UICRT-1 (1)	UICRT-1 (1)	UICRT-1 (1)	MECHANICAL: MY29-11 (1) HYDRAULIC: Y644(1) PAT644(1) Y81KFT(1) PAT81KFT(1) Y4PC834(1) PAT4PC834(1) PAT444(1)	11/16"	
YAGICL2TCI4E2LD45	2								1.11 [28]																	2.41 [61]
YAGICL2TCI4E2LD90	3								1.22 [31]																	1.76 [45]
YAGICL2TCI4E1LD	1	#1 CLASS G, H, I, K, M DLO 225/24	#1 AWG CLASS B, C	7.5	1/4 [M6]	.62 [16]	.75 [19]	1.00 [25]	-	.27 [7]	2.67 [68]	.31 [8]	.51 [13]	.12 [3]	.34 [9]	11 OR 375	GREEN	WICRT XICRT WICVT (1)	XICRT WICVT (1)	WICRT XICRT WICVT (1)	UICRT-1 (1)	UICRT-1 (1)	UICRT-1 (1)	MECHANICAL: MY29-11 (1) HYDRAULIC: Y644(1) PAT644(1) Y81KFT(1) PAT81KFT(1) Y4PC834(1) PAT4PC834(1) PAT444(1)	11/16"	
YAGICL2TCI4E1LD45	2								1.11 [28]																	2.65 [67]
YAGICL2TCI4E1LD90	3								1.22 [31]																	2.00 [51]
YAGICL2TC5I6LD	1	#1 CLASS G, H, I, K, M DLO 225/24	#1 AWG CLASS B, C	7.5	5/16 [M8]	.62 [16]	.75 [19]	1.00 [25]	-	.33 [8]	2.74 [70]	.34 [9]	.51 [13]	.12 [3]	.36 [9]	11 OR 375	GREEN	WICRT XICRT WICVT (1)	XICRT WICVT (1)	WICRT XICRT WICVT (1)	UICRT-1 (1)	UICRT-1 (1)	UICRT-1 (1)	MECHANICAL: MY29-11 (1) HYDRAULIC: Y644(1) PAT644(1) Y81KFT(1) PAT81KFT(1) Y4PC834(1) PAT4PC834(1) PAT444(1)	11/16"	
YAGICL2TC5I6LD45	2								1.11 [28]																	2.73 [69]
YAGICL2TC5I6LD90	3								1.22 [31]																	2.08 [53]
YAGICL2TC38LD	1	#1 CLASS G, H, I, K, M DLO 225/24	#1 AWG CLASS B, C	7.5	3/8 [M10]	.62 [16]	.75 [19]	1.00 [25]	-	.41 [10]	2.87 [73]	.41 [10]	.51 [13]	.12 [3]	.43 [11]	11 OR 375	GREEN	WICRT XICRT WICVT (1)	XICRT WICVT (1)	WICRT XICRT WICVT (1)	UICRT-1 (1)	UICRT-1 (1)	UICRT-1 (1)	MECHANICAL: MY29-11 (1) HYDRAULIC: Y644(1) PAT644(1) Y81KFT(1) PAT81KFT(1) Y4PC834(1) PAT4PC834(1) PAT444(1)	11/16"	
YAGICL2TC38LD45	2								1.11 [28]																	2.85 [72]
YAGICL2TC38LD90	3								1.22 [31]																	2.20 [56]
YAGICL2NTCLD	1	#1 CLASS G, H, I, K, M DLO 225/24	#1 AWG CLASS B, C	7.5	1/2 [M12]	.62 [16]	.83 [21]	1.75 [44]	-	.56 [14]	4.06 [103]	.62 [16]	.51 [13]	.11 [3]	.65 [17]	11 OR 375	GREEN	WICRT XICRT WICVT (1)	XICRT WICVT (1)	WICRT XICRT WICVT (1)	UICRT-1 (1)	UICRT-1 (1)	UICRT-1 (1)	MECHANICAL: MY29-11 (1) HYDRAULIC: Y644(1) PAT644(1) Y81KFT(1) PAT81KFT(1) Y4PC834(1) PAT4PC834(1) PAT444(1)	11/16"	
YAGICL2NTCLD45	2								1.11 [28]																	4.01 [102]
YAGICL2NTCLD90	3								1.22 [31]																	3.38 [86]
YAGICL2TC38E10LD	1	#1 CLASS G, H, I, K, M DLO 225/24	#1 AWG CLASS B, C	7.5	3/8 [M10]	.62 [16]	.75 [19]	1.25 [32]	-	.41 [10]	3.12 [79]	.41 [10]	.51 [13]	.12 [3]	.43 [11]	11 OR 375	GREEN	WICRT XICRT WICVT (1)	XICRT WICVT (1)	WICRT XICRT WICVT (1)	UICRT-1 (1)	UICRT-1 (1)	UICRT-1 (1)	MECHANICAL: MY29-11 (1) HYDRAULIC: Y644(1) PAT644(1) Y81KFT(1) PAT81KFT(1) Y4PC834(1) PAT4PC834(1) PAT444(1)	11/16"	
YAGICL2TC38E10LD45	2								1.11 [28]																	3.10 [79]
YAGICL2TC38E10LD90	3								1.22 [31]																	2.45 [62]

REV: PEO200

SEE SHEET 1 OF 19 FOR NOTES

REV	DATE	DESCRIPTION	ECO	BY	C'H'K.
N	2018-08-10 01:00:00 EDT	UPDATED AS PER MU	49615	RB	VS

TO ORDER BURNDY® PRODUCTS CALL  
 UNITED STATES  
 1-800-346-4175 (LONDONDERRY, NH)  
 CANADA:  
 1-800-361-6975 (QUEBEC)  
 1-800-387-6487 (ALL OTHER PROVINCES)  
 FOR PRODUCT INFO: <http://www.burndy.com>

HYLUG™	
ITEM NO:	N/A
CAT. NO:	YAGICL-2-TC-LD-
DRAWN BY:	R.NARESH 04-06-05
CHECKER:	K.BABU 04-06-05
DSN APPVL:	--
MFG APPVL:	--
QA APPVL:	--
MKT APPVL:	--
PROD FAM:	--
PROJECT #:	--
DOCUMENT TYPE:	Sales
REL LEVEL:	In Work
SCALE:	NTS
DRAWING NO:	SE207958
REV:	N
SHEET:	6 OF 19



D

C

B

A

D

C

B

A

CATALOG NO.	FIG. NO.	CONDUCTOR			BOLT SIZE	DIMENSIONS									BURNDY® INSTALLATION TOOLING (# CRIMPS)													
		FLEX	CODE (AWG)	NAVY		B	C	E	H	K	L	N	O.D.	T REF.	Z MIN.	DIE INDEX	COLOR CODE	MECHANICAL		HYDRAULIC			DIELESS (# CRIMPS)	WIRE STRIP LENGTH				
																		MD7-34R MD6	OUR840	PATMD6 PAT600 Y500CT	Y35, Y39, Y750 PAT750	Y46 PAT46			Y45			
YAG25L2TC14LD	1	1/0 AWG CLASS G, H, I, K, M DLO 275/24	1/0 AWG CLASS B, C	100	1/4	.69 [18]	.83 [21]	.63 [16]	-	.27 [7]	2.41 [61]	.56 [14]	.12 [3]	.34 [9]	12 OR 348	PINK	W25RT X25RT W25VT (2)	X25RT W25VT (2)	W25RT X25RT W25VT (2)	U25RT UR4204WE (1)	U25RT UR4204WE (1)	U25RT UR4204WE (1)	MECHANICAL: MY29-11 (1) HYDRAULIC: Y644(1) PAT644(1) Y81KFT(1) PAT81KFT(1) Y4PC834(1) PAT4PC834(1) PAT444(1)	11/16"				
YAG25L2TC14LD45	2					1.22 [31]			2.36 [60]																.31 [8]			
YAG25L2TC14LD90	3					1.33 [34]			1.66 [42]																			
YAG25L2TC14E2LD	1	↑	↑	↑	1/4	↑	-	-	.27 [7]	2.53 [64]	↑	↑	.34 [9]	↑	↑	↑	↑	↑	↑	↑	↑	↑	↑	↑				
YAG25L2TC14E2LD45	2																								.75 [19]	1.22 [31]	2.49 [63]	.31 [8]
YAG25L2TC14E2LD90	3																								1.33 [34]	1.79 [45]		
YAG25L2TC516E2LD	1	↑	↑	↑	5/16	↑	-	-	.33 [8]	2.60 [66]	↑	↑	.36 [9]	↑	↑	↑	↑	↑	↑	↑	↑	↑	↑	↑				
YAG25L2TC516E2LD45	2																								.75 [19]	1.22 [31]	2.55 [65]	.34 [9]
YAG25L2TC516E2LD90	3																								1.33 [34]	1.85 [47]		
YAG25L2TC516LD	1	↑	↑	↑	5/16	↑	-	-	.33 [8]	2.85 [72]	↑	↑	.36 [9]	↑	↑	↑	↑	↑	↑	↑	↑	↑	↑	↑				
YAG25L2TC516LD45	2																								1.00 [25]	1.22 [31]	2.80 [71]	.34 [9]
YAG25L2TC516LD90	3																								1.33 [34]	2.10 [53]		
YAG25L2TC38LD	1	↑	↑	↑	3/8	↑	-	-	.40 [10]	2.97 [75]	↑	↑	.43 [11]	↑	↑	↑	↑	↑	↑	↑	↑	↑	↑	↑				
YAG25L2TC38LD45	2																								1.00 [25]	1.22 [31]	2.92 [74]	.41 [10]
YAG25L2TC38LD90	3																								1.33 [34]	2.23 [57]		
YAG25L2NTCLD	1	↑	↑	↑	1/2	↑	-	-	.56 [14]	4.16 [106]	↑	↑	.66 [17]	↑	↑	↑	↑	↑	↑	↑	↑	↑	↑	↑				
YAG25L2NTCLD45	2																								1.75 [44]	1.22 [31]	4.11 [104]	.63 [16]
YAG25L2NTCLD90	3																								1.33 [34]	3.41 [87]		
YAG25L2TC12E1LD	1	↑	↑	↑	1/2	↑	-	-	.53 [13]	3.22 [82]	↑	↑	.56 [14]	↑	↑	↑	↑	↑	↑	↑	↑	↑	↑	↑				
YAG25L2TC12E1LD45	2																								1.00 [25]	1.22 [31]	3.17 [81]	.53 [13]
YAG25L2TC12E1LD90	3																								1.33 [34]	2.48 [63]		
YAG25L2TC14E1LD	1	↓	↓	↓	1/4	↓	-	-	.27 [7]	2.78 [71]	↓	↓	.34 [9]	↓	↓	↓	↓	↓	↓	↓	↓	↓	↓	↓				
YAG25L2TC14E1LD45	2																								1.00 [25]	1.22 [31]	2.74 [70]	.31 [8]
YAG25L2TC14E1LD90	3																								1.33 [34]	2.04 [52]		
YAG25L2NT14E1LD	1	↓	↓	↓	1/4	↓	-	-	.27 [7]	2.78 [71]	↓	↓	.34 [9]	↓	↓	↓	↓	↓	↓	↓	↓	↓	↓	↓				
YAG25L2NT14E1LD45	2																								1.00 [25]	1.22 [31]	2.74 [70]	.31 [8]
YAG25L2NT14E1LD90	3																								1.33 [34]	2.04 [52]		

REV: PEO200

SEE SHEET 1 OF 19 FOR NOTES

REV	DATE	DESCRIPTION	ECO	BY	C'K
N	2018-08-10 01:00:00 EDT	UPDATED AS PER MU	49615	RB	VS

TO ORDER BURNDY® PRODUCTS CALL		HYLUG™	
UNITED STATES 1-800-346-4175 (LONDONDERRY, NH)		ITEM NO: N/A	
CANADA: 1-800-361-6975 (QUEBEC) 1-800-387-6487 (ALL OTHER PROVINCES)		CAT. NO: YAG25L-2--- (TABLE)	
FOR PRODUCT INFO: <a href="http://www.burndy.com">http://www.burndy.com</a>		DRAWN BY: D. FILLION 12/10/92	
		CHECKER: KAY HENRY 12/18/92	
		DSN APPVL: C. PALAGI 12/22/92	
		MFG APPVL: --	
		QA APPVL: A. LLOYD 12/31/92	
		MKT APPVL: T. NELSON 01/12/93	
		SCALE: NTS	
		PROD FAM: --	
		DRAWING NO	
		PROJECT #: --	
		SIZE	
		DOCUMENT TYPE: Sales	
		REL LEVEL: In Work	
		SE207958	
		SHEET 7 OF 19	
		N	

D	CATALOG NO.	FIG. NO.	CONDUCTOR			BOLT SIZE	DIMENSIONS							BURNDY® INSTALLATION TOOLING (# CRIMPS)							WIRE STRIP LENGTH						
			FLEX	CODE (AWG)	NAVY		B	C	E	H	K	L	N	O.D.	T REF.	Z MIN.	DIE INDEX	COLOR CODE	MECHANICAL RATCHET			HYDRAULIC			DIELESS (# CRIMPS)		
																			MD7-34R MD6	OUR840		PATMD6 PAT600 Y500CT	Y35, Y39 Y750 PAT750	Y46 PAT46		Y45	
	YAG26L2TC14LD	1	2/0 AWG CLASS G,H,I,K,M DLO 325/24	2/0 AWG CLASS B,C	125	.81 [21]	.93 [24]	-	-	2.58 [66]	-	.63 [16]	.13 [3]	13	BLACK	W26RT X26RT W26VT (2)	X26RT W26VT (2)	W26RT X26RT W26VT (2)	U26RT UR5184WE (1)	U26RT UR5184WE (1)	U26RT UR5184WE (1)	MECHANICAL: MY29-11 (1) HYDRAULIC: Y644(1) Y81KFT(1) PAT81KFT(1) Y4PC834(1) PAT4PC834(1) PAT444(1)	13/16"				
	YAG26L2TC14LD45	2				.63 [16]	1.40 [35]	.27 [7]	2.51 [64]	.31 [8]	.34 [9]																
	YAG26L2TC14LD90	3				1.52 [39]	1.70 [43]																				
	YAG26L2TC14E2LD	1	2/0 AWG CLASS G,H,I,K,M DLO 325/24	2/0 AWG CLASS B,C	125	.81 [21]	.93 [24]	-	2.71 [69]	-	.63 [16]	.13 [3]	13	BLACK	W26RT X26RT W26VT (2)	X26RT W26VT (2)	W26RT X26RT W26VT (2)	U26RT UR5184WE (1)	U26RT UR5184WE (1)	U26RT UR5184WE (1)							
	YAG26L2TC14E2LD45	2						.75 [19]	1.40 [35]	.27 [7]	2.63 [67]	.31 [8]	.34 [9]														
	YAG26L2TC14E2LD90	3						1.52 [39]	1.83 [46]																		
	YAG26L2TC516LD	1	2/0 AWG CLASS G,H,I,K,M DLO 325/24	2/0 AWG CLASS B,C	125	.81 [21]	.93 [24]	-	3.02 [77]	-	.63 [16]	.13 [3]	13	BLACK	W26RT X26RT W26VT (2)	X26RT W26VT (2)	W26RT X26RT W26VT (2)	U26RT UR5184WE (1)	U26RT UR5184WE (1)	U26RT UR5184WE (1)							
	YAG26L2TC516LD45	2						1.00 [25]	1.40 [35]	.33 [8]	2.94 [75]	.34 [9]	.36 [9]														
	YAG26L2TC516LD90	3						1.52 [39]	2.14 [54]																		
	YAG26L2TC38LD	1	2/0 AWG CLASS G,H,I,K,M DLO 325/24	2/0 AWG CLASS B,C	125	.81 [21]	.93 [24]	-	3.14 [80]	-	.63 [16]	.13 [3]	13	BLACK	W26RT X26RT W26VT (2)	X26RT W26VT (2)	W26RT X26RT W26VT (2)	U26RT UR5184WE (1)	U26RT UR5184WE (1)	U26RT UR5184WE (1)							
	YAG26L2TC38LD45	2						1.00 [25]	1.40 [35]	.40 [10]	3.07 [78]	.41 [10]	.43 [11]														
	YAG26L2TC38LD90	3						1.52 [39]	2.26 [58]																		
	YAG26L2TC12E1LD	1	2/0 AWG CLASS G,H,I,K,M DLO 325/24	2/0 AWG CLASS B,C	125	.81 [21]	.93 [24]	-	3.39 [86]	-	.63 [16]	.13 [3]	13	BLACK	W26RT X26RT W26VT (2)	X26RT W26VT (2)	W26RT X26RT W26VT (2)	U26RT UR5184WE (1)	U26RT UR5184WE (1)	U26RT UR5184WE (1)							
	YAG26L2TC12E1LD45	2						1.00 [25]	1.40 [35]	.53 [13]	3.32 [84]	.53 [13]	.56 [14]														
	YAG26L2TC12E1LD90	3						1.52 [39]	2.51 [64]																		
	YAG26L2NTCLD	1	2/0 AWG CLASS G,H,I,K,M DLO 325/24	2/0 AWG CLASS B,C	125	.81 [21]	.93 [24]	-	4.33 [110]	-	.63 [16]	.13 [3]	13	BLACK	W26RT X26RT W26VT (2)	X26RT W26VT (2)	W26RT X26RT W26VT (2)	U26RT UR5184WE (1)	U26RT UR5184WE (1)	U26RT UR5184WE (1)							
	YAG26L2NTCLD45	2						1.75 [44]	1.40 [35]	.56 [14]	4.26 [108]	.63 [16]	.65 [17]														
	YAG26L2NTCLD90	3						1.52 [39]	3.45 [88]																		

REV: PE0200	SEE SHEET 1 OF 19 FOR NOTES										TO ORDER BURNDY® PRODUCTS CALL UNITED STATES 1-800-346-4175 (LONDONDERRY, NH) CANADA: 1-800-361-6975 (QUEBEC) 1-800-387-6487 (ALL OTHER PROVINCES) FOR PRODUCT INFO: <a href="http://www.burndy.com">http://www.burndy.com</a>										HYLUG™ ITEM NO: N/A CAT. NO: YAG26L-2TC-LD- DRAWN BY: D.FILLION 12/10/92 CHECKER: KAY.HENRY 12/18/92 DSN APPVL: C.PALAGI 12/22/92 MFG APPVL: N/A QA APPVL: A.LLOYD 12/31/92 MKT APPVL: T.NELSON 01/12/93 PROD FAM: -- PROJECT #: -- DOCUMENT TYPE: Sales REL LEVEL: In Work									
	BURNDY® SCALE: NTS										DRAWING NO: SE207958 SHEET 8 OF 19																			
	REV: DATE DESCRIPTION ECO BY C'HK. N 2018-08-10 01:00:00 EDT UPDATED AS PER MU 49615 RB VS										DRAWING NO: SE207958 REV: N																			



D

C

B



A

D

C

B

A

CATALOG NO.	FIG. NO.	CONDUCTOR			BOLT SIZE	DIMENSIONS								BURNDY® INSTALLATION TOOLING (# CRIMPS)										
		FLEX	CODE (AWG)	NAVY 		B	C	E	H	K	L	N	O.D.	T REF.	Z MIN.	DIE INDEX	COLOR CODE	MECHANICAL		HYDRAULIC			DIELESS (# CRIMPS)	WIRE STRIP LENGTH
																		MD7-34R MD6	OUR840	PATMD6 PAT600 Y500CT	Y35, Y39 Y750 PAT750	Y46 PAT46 		
YAG27L2TC14LD	1	3/0 AWG CLASS G, H, I, K, M DLO 450/24	3/0 AWG	150	1/4	1.00 [25]	1.03 [26]	-	-	2.81 [71]	-	.70 [18]	.14 [4]	14	ORANGE	W27RT (2) X27RT (3) W27VT (2)	X27RT (3) W27VT (2)	W27RT (2) X27RT (3) W27VT (2)	U27RT (1)	U27RT (1)	U27RT (1)	MECHANICAL: MY29-11 (1) HYDRAULIC: Y644(1) PAT644(1) Y81KFT(2) PAT81KFT(2) Y4PC834(2) PAT4PC834(2) PAT444(1)	1"	
YAG27L2TC14LD45	2					.63 [16]	1.61 [41]	.27 [7]	2.67 [68]	.31 [8]	.34 [9]													
YAG27L2TC14LD90	3					1.77 [45]	1.74 [44]																	
YAG27L2TC14E2LD	1	3/0 AWG CLASS G, H, I, K, M DLO 450/24	3/0 AWG	150	1/4	1.00 [25]	1.03 [26]	-	-	2.94 [75]	-	.70 [18]	.14 [4]	14	ORANGE	W27RT (2) X27RT (3) W27VT (2)	X27RT (3) W27VT (2)	W27RT (2) X27RT (3) W27VT (2)	U27RT (1)	U27RT (1)	U27RT (1)	MECHANICAL: MY29-11 (1) HYDRAULIC: Y644(1) PAT644(1) Y81KFT(2) PAT81KFT(2) Y4PC834(2) PAT4PC834(2) PAT444(1)	1"	
YAG27L2TC14E2LD45	2							.75 [19]	1.61 [41]	.27 [7]	2.82 [72]	.31 [8]	.34 [9]											
YAG27L2TC14E2LD90	3							1.77 [45]	1.86 [47]															
YAG27L2TC516LD	1	3/0 AWG CLASS G, H, I, K, M DLO 450/24	3/0 AWG	150	5/16	1.00 [25]	1.03 [26]	-	-	3.25 [83]	-	.70 [18]	.14 [4]	14	ORANGE	W27RT (2) X27RT (3) W27VT (2)	X27RT (3) W27VT (2)	W27RT (2) X27RT (3) W27VT (2)	U27RT (1)	U27RT (1)	U27RT (1)	MECHANICAL: MY29-11 (1) HYDRAULIC: Y644(1) PAT644(1) Y81KFT(2) PAT81KFT(2) Y4PC834(2) PAT4PC834(2) PAT444(1)	1"	
YAG27L2TC516LD45	2							1.00 [25]	1.61 [41]	.33 [8]	3.13 [79]	.34 [9]	.36 [9]											
YAG27L2TC516LD90	3							1.77 [45]	2.18 [55]															
YAG27L2TC38LD	1	3/0 AWG CLASS G, H, I, K, M DLO 450/24	3/0 AWG	150	3/8	1.00 [25]	1.03 [26]	-	-	3.38 [86]	-	.70 [18]	.14 [4]	14	ORANGE	W27RT (2) X27RT (3) W27VT (2)	X27RT (3) W27VT (2)	W27RT (2) X27RT (3) W27VT (2)	U27RT (1)	U27RT (1)	U27RT (1)	MECHANICAL: MY29-11 (1) HYDRAULIC: Y644(1) PAT644(1) Y81KFT(2) PAT81KFT(2) Y4PC834(2) PAT4PC834(2) PAT444(1)	1"	
YAG27L2TC38LD45	2							1.00 [25]	1.61 [41]	.40 [10]	3.25 [83]	.41 [10]	.43 [11]											
YAG27L2TC38LD90	3							1.77 [45]	2.30 [58]															
YAG27L2NTCLD	1	3/0 AWG CLASS G, H, I, K, M DLO 450/24	3/0 AWG	150	1/2	1.75 [44]	1.03 [26]	-	-	4.56 [116]	-	.70 [18]	.14 [4]	14	ORANGE	W27RT (2) X27RT (3) W27VT (2)	X27RT (3) W27VT (2)	W27RT (2) X27RT (3) W27VT (2)	U27RT (1)	U27RT (1)	U27RT (1)	MECHANICAL: MY29-11 (1) HYDRAULIC: Y644(1) PAT644(1) Y81KFT(2) PAT81KFT(2) Y4PC834(2) PAT4PC834(2) PAT444(1)	1"	
YAG27L2NTCLD45	2							1.75 [44]	1.61 [41]	.56 [14]	4.44 [113]	.63 [16]	.65 [17]											
YAG27L2NTCLD90	3							1.77 [45]	3.49 [89]															

REV: PEO200

SEE SHEET 1 OF 19 FOR NOTES

REV	DATE	DESCRIPTION	ECO	BY	C'K
N	2018-08-10 01:00:00 EDT	UPDATED AS PER MU	49615	RB	VS

TO ORDER BURNDY® PRODUCTS CALL  
 UNITED STATES  
 1-800-346-4175 (LONDONDERRY, NH)  
 CANADA:  
 1-800-361-6975 (QUEBEC)  
 1-800-387-6487 (ALL OTHER PROVINCES)  
 FOR PRODUCT INFO: <http://www.burndy.com>

HYLUG™

ITEM NO:	N/A
CAT. NO:	YAG27L-2TC-LD-
DRAWN BY:	D. FILLION 12/10/92
CHECKER:	KAY HENRY 12/18/92
DSN APPVL:	C. PALAGI 12/22/92
MFG APPVL:	N/A
QA APPVL:	A. LLOYD 12/31/92
MKT APPVL:	T. NELSON 01/12/93
PROD FAM:	--
PROJECT #:	--
DOCUMENT TYPE:	Sales
REL LEVEL:	In Work

**BURNDY**

SCALE:	NTS
DRAWING NO:	SE207958
REV:	N
SHEET:	9 OF 19

CATALOG NO.	FIG. NO.	CONDUCTOR			BOLT SIZE	DIMENSIONS									BURNDY® INSTALLATION TOOLING (# CRIMPS)																		
		FLEX	CODE (AWG)	NAVY 5		B	C	E	H	K	L	N	O.D.	T REF.	Z MIN.	DIE INDEX	COLOR CODE	MECHANICAL		HYDRAULIC				DIELESS (# CRIMPS)	WIRE STRIP LENGTH								
																		MD7-34R MD6	OUR840	PATMD6 PAT600 Y500CT	Y750 Y35 Y39, PAT750	Y46 PAT46	Y45										
YAG28L2TC14LD	1	4/0 AWG CLASS G,H,I,K,M	4/0 AWG CLASS B,C	200	1/4	1.03 [26]	1.14 [29]	-	.27 [7]	2.90 [74]	.31 [8]	.77 [20]	.15 [4]	15	PURPLE	W28RT (2)	X28RT (3)	W28RT (2)	U28RT UR4205WE (1)	U28CRT UR4205WE (1)	U28RT UR4205WE (1)	MECHANICAL: MY29-11 (1) HYDRAULIC: Y644(1) PAT644(1) Y81KFT(2) PAT81KFT(2) Y4PC834(2) PAT4PC834(2) PAT444(1)	1-1/16"										
YAG28L2TC14LD45	2							.63 [16]								1.72 [44]	2.76 [70]	2.89 [73]	3.02 [77]	3.33 [85]	3.46 [88]			3.71 [94]	3.83 [97]	3.96 [101]	4.65 [118]	W28RT (2)	X28RT (3)	W28RT (2)	U28RT UR4205WE (1)	U28CRT UR4205WE (1)	U28RT UR4205WE (1)
YAG28L2TC14LD90	3							1.87 [47]								1.78 [45]	1.90 [48]	2.22 [56]	2.34 [59]	2.59 [66]	2.84 [72]			3.53 [90]	2.36 [59]	2.59 [66]	2.84 [72]	3.53 [90]	W28VT (2)	X28VT (2)	W28VT (2)	U28RT UR4205WE (1)	U28CRT UR4205WE (1)
YAG28L2TC14E2LD	1	DLO 550/24	↑	↑	1/4	↑	↑	-	.27 [7]	3.02 [77]	.31 [8]	↑	↑	↑	↑	↑	↑	↑	↑	↑													
YAG28L2TC14E2LD45	2							.75 [19]								1.72 [44]	2.89 [73]	2.89 [73]	3.02 [77]	3.33 [85]			3.46 [88]	3.71 [94]	3.83 [97]	3.96 [101]	4.65 [118]	W28RT (2)	X28RT (3)	W28RT (2)	U28RT UR4205WE (1)	U28CRT UR4205WE (1)	U28RT UR4205WE (1)
YAG28L2TC14E2LD90	3							1.87 [47]								1.90 [48]	2.22 [56]	2.34 [59]	2.59 [66]	2.84 [72]			3.53 [90]	2.36 [59]	2.59 [66]	2.84 [72]	3.53 [90]	W28VT (2)	X28VT (2)	W28VT (2)	U28RT UR4205WE (1)	U28CRT UR4205WE (1)	U28RT UR4205WE (1)
YAG28L2TC516LD	1	↑	↑	↑	5/16	↑	↑	-	.33 [8]	3.33 [85]	.34 [9]	↑	↑	↑	↑	↑	↑	↑	↑	↑													
YAG28L2TC516LD45	2							1.00 [25]								1.72 [44]	3.20 [81]	3.20 [81]	3.33 [85]	3.46 [88]			3.71 [94]	3.83 [97]	3.96 [101]	4.65 [118]	W28RT (2)	X28RT (3)	W28RT (2)	U28RT UR4205WE (1)	U28CRT UR4205WE (1)	U28RT UR4205WE (1)	
YAG28L2TC516LD90	3							1.87 [47]								2.22 [56]	2.34 [59]	2.59 [66]	2.84 [72]	3.53 [90]			2.36 [59]	2.59 [66]	2.84 [72]	3.53 [90]	W28VT (2)	X28VT (2)	W28VT (2)	U28RT UR4205WE (1)	U28CRT UR4205WE (1)	U28RT UR4205WE (1)	
YAG28L2TC38LD	1	↑	↑	↑	3/8	↑	↑	-	.40 [10]	3.46 [88]	.41 [10]	↑	↓	15	PURPLE	↑	↑	↑	↑	↑	MECHANICAL: MY29-11 (1) HYDRAULIC: Y644(1) PAT644(1) Y81KFT(2) PAT81KFT(2) Y4PC834(2) PAT4PC834(2) PAT444(1)	1-1/16"											
YAG28L2TC38LD45	2							1.00 [25]								1.72 [44]	3.33 [84]	3.33 [84]	3.46 [88]	3.71 [94]			3.83 [97]	3.96 [101]	4.65 [118]	W28RT (2)	X28RT (3)	W28RT (2)	U28RT UR4205WE (1)	U28CRT UR4205WE (1)	U28RT UR4205WE (1)		
YAG28L2TC38LD90	3							1.87 [47]								2.34 [59]	2.59 [66]	2.84 [72]	3.53 [90]	2.36 [59]			2.59 [66]	2.84 [72]	3.53 [90]	W28VT (2)	X28VT (2)	W28VT (2)	U28RT UR4205WE (1)	U28CRT UR4205WE (1)	U28RT UR4205WE (1)		
YAG28L2NTC38LD	1	↑	↑	↑	3/8	↑	↑	-	.40 [10]	4.21 [107]	.63 [16]	↑	↓	15	PURPLE	↑	↑	↑	↑	↑													
YAG28L2NT38LD	1							1.14 [29]								1.75 [44]	3.46 [88]	3.46 [88]	3.71 [94]	3.83 [97]			3.96 [101]	4.65 [118]	W28RT (2)	X28RT (3)	W28RT (2)	U28RT UR4205WE (1)	U28CRT UR4205WE (1)	U28RT UR4205WE (1)			
YAG28L2NT38LD45	2							.94 [24]								1.00 [25]	3.38 [84]	3.38 [84]	3.46 [88]	3.71 [94]			3.83 [97]	3.96 [101]	4.65 [118]	W28RT (2)	X28RT (3)	W28RT (2)	U28RT UR4205WE (1)	U28CRT UR4205WE (1)	U28RT UR4205WE (1)		
YAG28L2NT38LD90	3	1.92 [47]	2.36 [59]	2.59 [66]	2.84 [72]	3.53 [90]	2.36 [59]	2.59 [66]	2.84 [72]	3.53 [90]	W28VT (2)	X28VT (2)	W28VT (2)	U28RT UR4205WE (1)	U28CRT UR4205WE (1)	U28RT UR4205WE (1)																	
YAG28L2TC12E1LD	1	↑	↑	↑	1/2	↑	↑	-	.53 [13]	3.71 [94]	.53 [13]	↑	↑	↑	↑	↑	↑	↑	↑	↑													
YAG28L2TC12E1LD45	2							1.00 [25]								1.72 [44]	3.58 [91]	3.58 [91]	3.71 [94]	3.83 [97]			3.96 [101]	4.65 [118]	W28RT (2)	X28RT (3)	W28RT (2)	U28RT UR4205WE (1)	U28CRT UR4205WE (1)	U28RT UR4205WE (1)			
YAG28L2TC12E1LD90	3							1.87 [47]								2.59 [66]	2.84 [72]	3.53 [90]	2.36 [59]	2.59 [66]			2.84 [72]	3.53 [90]	W28VT (2)	X28VT (2)	W28VT (2)	U28RT UR4205WE (1)	U28CRT UR4205WE (1)	U28RT UR4205WE (1)			
YAG28L2TC12LD	1	↑	↑	↑	1/2	↑	↑	-	.53 [13]	3.96 [101]	.53 [13]	↑	↑	↑	↑	↑	↑	↑	↑	↑													
YAG28L2TC12LD45	2							1.25 [32]								1.72 [44]	3.83 [97]	3.83 [97]	3.96 [101]	4.65 [118]			W28RT (2)	X28RT (3)	W28RT (2)	U28RT UR4205WE (1)	U28CRT UR4205WE (1)	U28RT UR4205WE (1)					
YAG28L2TC12LD90	3							1.87 [47]								2.84 [72]	3.53 [90]	2.36 [59]	2.59 [66]	2.84 [72]			3.53 [90]	W28VT (2)	X28VT (2)	W28VT (2)	U28RT UR4205WE (1)	U28CRT UR4205WE (1)	U28RT UR4205WE (1)				
YAG28L2NTCLD	1	4/0 WELD 550/24	4/0 AWG CLASS B,C	200	1/2	↓	↓	-	.56 [14]	4.65 [118]	.63 [16]	↓	↓	15	PURPLE	↓	↓	↓	↓	↓													
YAG28L2NTCLD45	2							1.75 [44]								1.72 [44]	4.51 [115]	4.51 [115]	4.65 [118]	4.65 [118]			W28RT (2)	X28RT (3)	W28RT (2)	U28RT UR4205WE (1)	U28CRT UR4205WE (1)	U28RT UR4205WE (1)					
YAG28L2NTCLD90	3							1.87 [47]								3.53 [90]	2.36 [59]	2.59 [66]	2.84 [72]	3.53 [90]			W28VT (2)	X28VT (2)	W28VT (2)	U28RT UR4205WE (1)	U28CRT UR4205WE (1)	U28RT UR4205WE (1)					

REV: PEO200	SEE SHEET 1 OF 19 FOR NOTES										<p>TO ORDER BURNDY® PRODUCTS CALL</p> <p>UNITED STATES 1-800-346-4175 (LONDONDERRY, NH)</p> <p>CANADA: 1-800-361-6975 (QUEBEC) 1-800-387-6487 (ALL OTHER PROVINCES)</p> <p>FOR PRODUCT INFO: <a href="http://www.burndy.com">http://www.burndy.com</a></p>										<p>HYLUG™</p> <p>ITEM NO: N/A</p> <p>CAT. NO: YAG28L-2-T-LD-</p> <p>DRAWN BY: D.FILLION 12/10/92</p> <p>CHECKER: KAY.HENRY 12/18/92</p> <p>DSN APPVL: C.PALAGI 12/22/92</p> <p>MFG APPVL: --</p> <p>QA APPVL: A.LLOYD 12/31/92</p> <p>MKT APPVL: T.NELSON 01/12/93</p> <p>PROD FAM: --</p> <p>PROJECT #: --</p> <p>DOCUMENT TYPE: Sales</p> <p>REL LEVEL: In Work</p>																			
	<table border="1"> <thead> <tr> <th>REV</th> <th>DATE</th> <th>DESCRIPTION</th> <th>ECO</th> <th>BY</th> <th>C'H'K.</th> </tr> </thead> <tbody> <tr> <td>N</td> <td>2018-08-10 01:00:00 EDT</td> <td>UPDATED AS PER MU</td> <td>49615</td> <td>RB</td> <td>VS</td> </tr> </tbody> </table>										REV	DATE	DESCRIPTION	ECO	BY	C'H'K.	N	2018-08-10 01:00:00 EDT	UPDATED AS PER MU	49615	RB	VS	<table border="1"> <thead> <tr> <th>SCALE</th> <th>NTS</th> <th>DRAWING NO</th> <th>REV</th> </tr> </thead> <tbody> <tr> <td></td> <td></td> <td>SE207958</td> <td>N</td> </tr> </tbody> </table>										SCALE	NTS	DRAWING NO	REV			SE207958	N
	REV	DATE	DESCRIPTION	ECO	BY	C'H'K.																																		
	N	2018-08-10 01:00:00 EDT	UPDATED AS PER MU	49615	RB	VS																																		
SCALE	NTS	DRAWING NO	REV																																					
		SE207958	N																																					
										<p>SCALE: NTS</p> <p>DRAWING NO: SE207958</p> <p>REV: N</p> <p>SHEET 10 OF 19</p>																														
										<p>SCALE: NTS</p> <p>DRAWING NO: SE207958</p> <p>REV: N</p> <p>SHEET 10 OF 19</p>																														

D

C

B



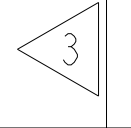
A

D

C

B

A

CATALOG NO.	FIG. NO.	CONDUCTOR			BOLT SIZE	DIMENSIONS									BURNDY INSTALLATION TOOLING (# CRIMPS)																								
		FLEX	CODE (AWG)	NAVY 		B	C	E	H	K	L	N	O.D.	T REF.	Z MIN.	DIE INDEX	COLOR CODE	MECHANICAL		HYDRAULIC			DIELESS (# CRIMPS)	WIRE STRIP LENGTH															
																		MD7-34R MD6	OUR840	PATMD6 PAT600 Y500CT	Y35, Y39 Y750 PAT750	Y46 PAT46 			Y45 														
YAG30L2TC38LD	1	250 FLEX CLASS G, 259 STR	--	--	3/8	1.03 [26]	1.20 [30]	-	-	3.48 [88]	.81 [21]	.16 [4]	16	YELLOW	W29VT (2)	X29VT (2)	W29VT (2)	U29RT (1)	U29RT (1)	U29RT (1)	HYDRAULIC: Y644(1) PAT644(1) Y81KFT(2) PAT81KFT(2) Y4PC834(2) PAT4PC834(2) PAT444(1)	1-1/16"																	
YAG30L2TC38LD45	2					CLASS H, 427 STR	1/2	1.00 [25]	1.77 [45]	.40 [10]	3.38 [86]	.41 [10]	.43 [11]	16	YELLOW	W29VT (2)	X29VT (2)	W29VT (2)	U29RT (1)	U29RT (1)			U29RT (1)																
YAG30L2TC38LD90	3							1.92 [49]	2.37 [60]	.56 [14]	.65 [17]	16	YELLOW	W29VT (2)	X29VT (2)	W29VT (2)	U29RT (1)	U29RT (1)	U29RT (1)																				
YAG30L2TC12LD	1				250 FLEX CLASS G, 259 STR	--	--	1/2	1.25 [32]	1.77 [45]	.53 [13]	3.88 [99]	.53 [13]	.81 [21]	.16 [4]	16	YELLOW	W29VT (2)	X29VT (2)	W29VT (2)			U29RT (1)	U29RT (1)	U29RT (1)														
YAG30L2TC12LD45	2																									CLASS H, 427 STR	1/2	1.92 [49]	2.87 [73]	.63 [16]	.65 [17]	16	YELLOW	W29VT (2)	X29VT (2)	W29VT (2)	U29RT (1)	U29RT (1)	U29RT (1)
YAG30L2TC12LD90	3																											1.92 [49]	2.87 [73]	.63 [16]	.65 [17]	16	YELLOW	W29VT (2)	X29VT (2)	W29VT (2)	U29RT (1)	U29RT (1)	U29RT (1)
YAG30L2NTCLD	1				250 FLEX CLASS G, 259 STR	--	--	1/2	1.75 [44]	1.77 [45]	.56 [14]	4.67 [119]	.63 [16]	.81 [21]	.16 [4]	16	YELLOW	W29VT (2)	X29VT (2)	W29VT (2)			U29RT (1)	U29RT (1)	U29RT (1)														
YAG30L2NTCLD45	2																									CLASS H, 427 STR	1/2	1.92 [49]	3.56 [90]	.63 [16]	.65 [17]	16	YELLOW	W29VT (2)	X29VT (2)	W29VT (2)	U29RT (1)	U29RT (1)	U29RT (1)
YAG30L2NTCLD90	3	1.92 [49]	3.56 [90]	.63 [16]																	.65 [17]	16						YELLOW	W29VT (2)	X29VT (2)	W29VT (2)	U29RT (1)	U29RT (1)	U29RT (1)					

REV: PEO200

SEE SHEET 1 OF 19 FOR NOTES

REV	DATE	DESCRIPTION	ECO	BY	C'K'
N	2018-08-10 01:00:00 EDT	UPDATED AS PER MU	49615	RB	VS

TO ORDER BURNDY® PRODUCTS CALL		HYLUG™	
UNITED STATES 1-800-346-4175 (LONDONDERRY, NH)		ITEM NO: N/A	
CANADA: 1-800-361-6975 (QUEBEC) 1-800-387-6487 (ALL OTHER PROVINCES)		CAT. NO: YAG30L-2TC-LD-	
FOR PRODUCT INFO: <a href="http://www.burndy.com">http://www.burndy.com</a>		DRAWN BY: D.FILLION 12/10/92	
		CHECKER: KAY.HENRY 12/18/92	
		DSN APPVL: C.PALAGI 12/22/92	
		MFG APPVL: N/A	
		QA APPVL: A.LLOYD 12/31/92	
		MKT APPVL: T.NELSON 01/12/93	
		SCALE: NTS	
		DRAWING NO: SE207958	
		REV: N	
		SHEET 11 OF 19	

D

C

B

A

D

C

B

A


CATALOG NO.	FIG. NO.	CONDUCTOR			BOLT SIZE	DIMENSIONS									BURNDY® INSTALLATION TOOLING (# CRIMPS)										
		FLEX	CODE (AWG)	NAVY $\frac{5}{8}$		B	C	E	H	K	L	N	O.D.	T REF.	Z MIN.	DIE INDEX	COLOR CODE	MECHANICAL		HYDRAULIC			DIELESS (# CRIMPS)	WIRE STRIP LENGTH	
																		MD7-34R MD6	PATMD6 PAT600 Y500CT	Y35, Y39 Y750, BAT750 PAT750	Y46 PAT46 $\frac{4}{3}$	Y45 $\frac{3}{3}$			
YAG31L2NT38LD	1	250 kcmil Flex CLASS 1,K,M	--	--	1.06 [27]					3.54 [90]				.88 [22]	.18 [4]		17 OR 298	WHITE	W30VT (2)	W30VT (2)	U30RT (2)	U30RT (2)	U30RT (2)		1-1/8"
YAG31L2NT38LD45	2	262 DLO (650/24)			3/8 [M10]	.96 [24]	1.00 [25]	1.87 [47]	.41 [10]	3.46 [88]	.41 [10]														
YAG31L2NT38LD90	3							2.01 [51]		2.41 [52]															
YAG31L2TC38LD	1									3.54 [90]															
YAG31L2TC38LD45	2				3/8 [M10]	1.29 [33]	1.00 [25]	1.87 [47]	.41 [10]	3.46 [88]	.41 [10]														
YAG31L2TC38LD90	3							2.01 [51]		2.41 [52]															
YAG31L2NT38E16LD	1									3.54 [90]															
YAG31L2NT38E16LD45	2				3/8 [M10]	.96 [24]	1.75 [44]	1.87 [47]	.41 [10]	3.46 [88]	.41 [10]														
YAG31L2NT38E16LD90	3							2.01 [51]		2.41 [52]															
YAG31L2NTC38LD	1									3.54 [90]															
YAG31L2NTC38LD45	2				3/8 [M10]	1.29 [33]	1.75 [44]	1.87 [47]	.41 [10]	3.46 [88]	.41 [10]														
YAG31L2NTC38LD90	3							2.01 [51]		2.41 [52]															
YAG31L2TC12LD	1									4.04 [103]															
YAG31L2TC12LD45	2				1/2 [M12]	1.25 [32]	1.87 [47]	.53 [13]		3.96 [101]	.53 [13]														
YAG31L2TC12LD90	3							2.01 [51]		2.91 [74]															
YAG31L2NTCLD	1									4.73 [120]															
YAG31L2NTCLD45	2	250 kcmil Flex CLASS 1,K,M			1/2 [M12]	1.75 [44]	1.87 [47]	.56 [14]		4.64 [118]	.63 [16]														
YAG31L2NTCLD90	3	262 DLO (650/24)	--	--	1.06 [27]	1.29 [33]		2.01 [51]		3.60 [91]															

HYDRAULIC:  
Y644(1)  
PAT644(1)  
Y81KFT(2)  
PAT81KFT(2)  
Y4PC834(2)  
PAT4PC834(2)  
PAT444(1)

TO ORDER BURNDY® PRODUCTS CALL  
UNITED STATES  
1-800-346-4175 (LONDONDERRY, NH)  
CANADA:  
1-800-361-6975 (QUEBEC)  
1-800-387-6487 (ALL OTHER PROVINCES)  
FOR PRODUCT INFO: <http://www.burndy.com>

ITEM NO: N/A  
CAT. NO: YAG31L-2--LD- (TABLE)  
DRAWN BY: D.FILLION 12/10/92  
CHECKER: KAY.HENRY 12/18/92  
DSN APPVL: C.PALAGI 12/22/92  
MFG APPVL: --  
QA APPVL: A.LLOYD 12/31/92  
MKT APPVL: T.NELSON 01/12/92  
PROD FAM: --  
PROJECT #: --  
DOCUMENT TYPE: Sales  
REL LEVEL: In Work

HYLUG™  
SCALE: NTS  
DRAWING NO: SE207958  
REV: N  
SHEET 12 OF 19



REV: PE0200

SEE SHEET 1 OF 19 FOR NOTES

REV	DATE	DESCRIPTION	ECO	BY	C/H/K
N	2018-08-10 01:00:00 EDT	UPDATED AS PER MU	49615	RB	VS

D

C

B


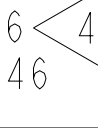
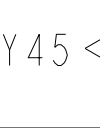
A

D

C

B

A

CATALOG NO.	FIG. NO.	CONDUCTOR			BOLT SIZE	DIMENSIONS									BURNDY® INSTALLATION TOOLING (# CRIMPS)									
		FLEX	CODE (AWG)	NAVY 		B	C	E	H	K	L	N	O.D.	T REF.	Z MIN.	DIE INDEX	COLOR CODE	MECHANICAL		HYDRAULIC			DIELESS (# CRIMPS)	WIRE STRIP LENGTH
																		MD7-34R MD6	PATMD6 PAT600 Y500CT	Y35, Y39 Y750 PAT750	Y46 PAT46 	Y45 		
YAG32L2TC38LD	1	300 kcmil Flex CLASS G,HI,K,M	---	---	3/8	1.19 [30]	1.40 [36]	1.00 [25]	-	.40 [10]	3.73 [95]	.41 [10]	.95 [24]	.19 [5]	18 OR 324	RED	W31VT (2)	W31VT (2)	U31RT (2)	U31RT (2)	U31RT (2)	HYDRAULIC: Y644(1) PAT644(1) Y81KFT(2) PAT81KFT(2) Y4PC834(2) PAT4PC834(2) PAT444(1)	1-1/4"	
YAG32L2TC38LD45	2								2.06 [52]		3.62 [92]													.43 [11]
YAG32L2TC38LD90	3								2.23 [57]		2.45 [62]													
YAG32L2NTCLD	1				1/2	1.19 [30]	1.40 [36]	1.75 [44]	.56 [14]	-	.63 [16]	4.91 [125]	.65 [17]											
YAG32L2NTCLD45	2									2.06 [52]		4.81 [122]												
YAG32L2NTCLD90	3									2.23 [57]		3.64 [93]												

REV: PEO200

SEE SHEET 1 OF 19 FOR NOTES

REV	DATE	DESCRIPTION	ECO	BY	C'K'
N	2018-08-10 01:00:00 EDT	UPDATED AS PER MU	49615	RB	VS

TO ORDER BURNDY® PRODUCTS CALL		HYLUG™	
UNITED STATES 1-800-346-4175 (LONDONDERRY, NH)		ITEM NO: N/A	
CANADA: 1-800-361-6975 (QUEBEC) 1-800-387-6487 (ALL OTHER PROVINCES)		CAT. NO: YAG32L-2-NTC-LD-	
FOR PRODUCT INFO: <a href="http://www.burndy.com">http://www.burndy.com</a>		DRAWN BY: D.FILLION 12/10/92	
		CHECKER: KAY.HENRY 12/18/92	
		DSN APPVL: C.PALAGI 12/22/92	
		MFG APPVL: N/A	
		QA APPVL: A.LLOYD 12/31/92	
		MKT APPVL: T.NELSON 01/12/93	
		SCALE: NTS	
		DRAWING NO	
		REV	
		PROJECT #: --	
		SIZE	
		D	
		DOCUMENT TYPE: Sales	
		REL LEVEL: In Work	
		SE207958	
		SHEET 13 OF 19	
		N	

BURNDY® INSTALLATION TOOLING (# CRIMPS)

D

D

C

C

B

B

A

A

CATALOG NO.	FIG. NO.	CONDUCTOR			BOLT SIZE	DIMENSIONS								BURNDY® INSTALLATION TOOLING (# CRIMPS)						WIRE STRIP LENGTH						
		FLEX	CODE (AWG)	NAVY 5		B	C	E	H	K	L	N	O.D.	T REF.	Z MIN.	DIE INDEX	COLOR CODE	MECHANICAL	HYDRAULIC			DIELESS (# CRIMPS)				
																		MD7-34R MD6	PATMD6 PAT600 Y500CT		Y750 Y35, Y39 PAT750		Y46 PAT46	Y45		
YAG34L2TC516LD	1	350 kcmil Flex CLASS G, HI, K, M	--	--	1.27 [32]	-	-	-	-	3.79 [96]	-	-	-	-	1.06 [27]	.23 [6]	-	19 OR 470	BLUE	W32VT (2)	W32VT (2)	U32RT (2)	U32RT (2)	U32RT (2)	-	1-5/16"
YAG34L2TC516LD45	2	373 DLO (925/24)	↑	↑	5/16 [M8]	↑	1.55 [39]	1.00 [25]	2.27 [58]	.33 [8]	3.70 [93]	.34 [9]	↑	↑	↑	↑	↑	↑	↑	↑	↑	↑	↑	↑	↑	↑
YAG34L2TC516LD90	3	↑	↑	↑	↑	↑	↑	↑	↑	↑	↑	↑	↑	↑	↑	↑	↑	↑	↑	↑	↑	↑	↑	↑	↑	↑
YAG34L2NT38LD	1	↑	↑	↑	↑	.96 [24]	-	-	-	3.92 [100]	-	-	-	-	-	-	-	-	-	-	-	-	-	-	-	-
YAG34L2TC38LD	1	↑	↑	↑	↑	↑	↑	↑	↑	↑	↑	↑	↑	↑	↑	↑	↑	↑	↑	↑	↑	↑	↑	↑	↑	↑
YAG34L2TC38LD45	2	↑	↑	↑	↑	↑	1.55 [39]	1.00 [25]	2.27 [58]	.41 [10]	3.82 [97]	.41 [10]	↑	↑	↑	↑	↑	↑	↑	↑	↑	↑	↑	↑	↑	↑
YAG34L2TC38LD90	3	↑	↑	↑	↑	↑	↑	↑	↑	↑	↑	↑	↑	↑	↑	↑	↑	↑	↑	↑	↑	↑	↑	↑	↑	↑
YAG34L2NTC38LD	1	↑	↑	↑	↑	↑	↑	↑	↑	↑	↑	↑	↑	↑	↑	↑	↑	↑	↑	↑	↑	↑	↑	↑	↑	↑
YAG34L2NTC38LD45	2	↑	↑	↑	↑	↑	1.55 [39]	1.75 [44]	2.27 [58]	.41 [10]	4.57 [116]	.41 [10]	↑	↑	↑	↑	↑	↑	↑	↑	↑	↑	↑	↑	↑	↑
YAG34L2NTC38LD90	3	↑	↑	↑	↑	↑	↑	↑	↑	↑	↑	↑	↑	↑	↑	↑	↑	↑	↑	↑	↑	↑	↑	↑	↑	↑
YAG34L2NTC38LD	1	↑	↑	↑	↑	↑	↑	↑	↑	↑	↑	↑	↑	↑	↑	↑	↑	↑	↑	↑	↑	↑	↑	↑	↑	↑
YAG34L2NTC38LD45	2	↑	↑	↑	↑	↑	1.55 [39]	1.75 [44]	2.27 [58]	.41 [10]	4.57 [116]	.41 [10]	↑	↑	↑	↑	↑	↑	↑	↑	↑	↑	↑	↑	↑	↑
YAG34L2NTC38LD90	3	↑	↑	↑	↑	↑	↑	↑	↑	↑	↑	↑	↑	↑	↑	↑	↑	↑	↑	↑	↑	↑	↑	↑	↑	↑
YAG34L2TC12LD	1	↑	↑	↑	↑	↑	↑	↑	↑	↑	↑	↑	↑	↑	↑	↑	↑	↑	↑	↑	↑	↑	↑	↑	↑	↑
YAG34L2TC12LD45	2	↑	↑	↑	↑	↑	1.54 [39]	1.25 [32]	2.27 [58]	.53 [13]	3.32 [84]	.53 [13]	↑	↑	↑	↑	↑	↑	↑	↑	↑	↑	↑	↑	↑	↑
YAG34L2TC12LD90	3	↑	↑	↑	↑	↑	↑	↑	↑	↑	↑	↑	↑	↑	↑	↑	↑	↑	↑	↑	↑	↑	↑	↑	↑	↑
YAG34L2NTCLD	1	↑	↑	↑	↑	↑	↑	↑	↑	↑	↑	↑	↑	↑	↑	↑	↑	↑	↑	↑	↑	↑	↑	↑	↑	↑
YAG34L2NTCLD45	2	350 kcmil Flex CLASS G, HI, K, M	↓	↓	1/2 [M12]	↓	1.55 [39]	1.75 [44]	2.27 [58]	.56 [14]	5.01 [126]	.63 [16]	↓	↓	↓	↓	↓	↓	↓	↓	↓	↓	↓	↓	↓	↓
YAG34L2NTCLD90	3	373 DLO (925/24)	↓	↓	1/2 [M12]	↓	↑	↑	↑	↑	↑	↑	↑	↑	↑	↑	↑	↑	↑	↑	↑	↑	↑	↑	↑	↑

HYDRAULIC:  
Y644M (1)  
PAT644M (1)  
Y81KFT- (1)  
PAT81KFT- (1)  
Y4PC- (1)  
PAT4PC- (1)  
SERIES  
PAT444(1)

REV: PEO200

SEE SHEET 1 OF 19 FOR NOTES

REV	DATE	DESCRIPTION	ECO	BY	C'K.
N	2018-08-10 01:00:00 EDT	UPDATED AS PER MU	49615	RB	VS

TO ORDER BURNDY® PRODUCTS CALL UNITED STATES 1-800-346-4175 (LONDONDERRY, NH)  CANADA: 1-800-361-6975 (QUEBEC) 1-800-387-6487 (ALL OTHER PROVINCES)  FOR PRODUCT INFO: <a href="http://www.burndy.com">http://www.burndy.com</a>	HYLUG™			
	ITEM NO:	N/A		
	CAT. NO:	YAG34L-2TC-LD-		
	DRAWN BY:	D. FILLION	12/10/92	
	CHECKER:	KAY HENRY	12/18/92	
	DSN APPVL:	C. PALAGI	12/22/92	
	MFG APPVL:	--		
GA APPVL:	A. LLOYD	12/31/92		
MKT APPVL:	T. NELSON	01/12/93		
PROD FAM:	--	DRAWING NO	REV	
PROJECT #:	--	SIZE	SE207958	
DOCUMENT TYPE:	Sales	D	N	
REL LEVEL:	In Work	SHEET 14 OF 19		

D

C

B

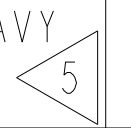
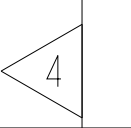
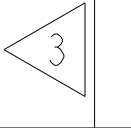
A

D

C

B

A

CATALOG NO.	FIG. NO.	CONDUCTOR			BOLT SIZE	DIMENSIONS									BURNDY® INSTALLATION TOOLING (# CRIMPS)									
		FLEX	CODE (AWG)	NAVY 		B	C	E	H	K	L	N	O.D.	T REF.	Z MIN.	DIE INDEX	COLOR CODE	HYDRAULIC			DIELESS (# CRIMPS)	WIRE STRIP LENGTH		
																		Y750 Y35 Y39, PAT750	Y46 PAT46 	Y45 				
YAG36L2TC38LD	1	500 kcmil Flex CLASS G,H	---	---	3/8	1.38 [35]	1.73 [44]	1.00 [25]	-	.40 [10]	4.28 [109]	.50 [13]	1.19 [31]	.27 [7]	.53 [13]	20 OR 299	BROWN	U34RT (2) U31ART (1)	U34RT (2) U31ART (1)	U34RT (2) U31ART (1)	HYDRAULIC: Y644M (1) PAT444(1)	1-3/8"		
YAG36L2TC38LD45	2					2.51 [64]	2.81 [71]		4.24 [107]															
YAG36L2TC38LD90	3					2.73 [69]	2.81 [71]		2.81 [71]															
YAG36L2NTCLD	1				444 DLO (1100/24)	---	1/2	1.38 [35]	1.73 [44]	1.75 [44]	-	.56 [14]	5.28 [134]	.63 [16]	1.19 [31]	.27 [7]	.65 [17]	20 OR 299	BROWN	U34RT (2) U31ART (1)			U34RT (2) U31ART (1)	U34RT (2) U31ART (1)
YAG36L2NTCLD45	2										2.51 [64]		2.81 [69]							2.51 [64]				
YAG36L2NTCLD90	3										2.73 [69]		2.81 [69]							2.73 [69]				

SEE SHEET 1 OF 19 FOR NOTES

REV: PEO200

REV	DATE	DESCRIPTION	ECO	BY	C'K'
N	2018-08-10 01:00:00 EDT	UPDATED AS PER MU	49615	RB	VS

TO ORDER BURNDY® PRODUCTS CALL		HYLUG™	
UNITED STATES 1-800-346-4175 (LONDONDERRY, NH)		ITEM NO: N/A	
CANADA: 1-800-361-6975 (QUEBEC) 1-800-387-6487 (ALL OTHER PROVINCES)		CAT. NO: YAG36L-2TC-LD- (TABLE)	
FOR PRODUCT INFO: <a href="http://www.burndy.com">http://www.burndy.com</a>		DRAWN BY: D.FILLION 12/11/92	
		CHECKER: KAY.HENRY 12/18/92	
		DSN APPVL: C.PALAGI 12/22/92	
		MFG APPVL: --	
		QA APPVL: A.LLOYD 12/31/92	
		MKT APPVL: T.NELSON 01/12/93	
		SCALE: NTS	
		PROJECT #: --	
		SIZE: D	
		DRAWING NO: SE207958	
		REVISION: N	
		SHEET 15 OF 19	

D

C

B

A




D

C

B

A

BURNDY® INSTALLATION TOOLING (# CRIMPS)

CATALOG NO.	FIG. NO.	CONDUCTOR			BOLT SIZE	DIMENSIONS									BURNDY® INSTALLATION TOOLING (# CRIMPS)										
		FLEX	CODE (AWG)	NAVY 		B	C	E	H	K	L	N	O.D.	T REF.	Z MIN.	DIE INDEX	COLOR CODE	HYDRAULIC			DIELESS (# CRIMPS)	WIRE STRIP LENGTH			
																		Y750 Y35 Y39, PAT750	Y46  PAT46	Y45 					
YAG38L2TC516LD	1	500 kcmil Flex CLASS H,I,K 550 kcmil CLASS G,H,I  535 DLO (1350/24)	--	--	5/16	1.45 [37]	-	-	-	4.09 [104]	.34 [9]	1.25 [32]	.27 [7]	L99	PINK	U38XRT UR414OWE (2)	U38XRT UR414OWE (2)	U38XRT UR414OWE (2)	-	1-7/16"					
YAG38L2TC516LD45	2					1.82 [46]				1.00 [25]											2.64 [67]	.33 [8]	4.02 [102]	.37 [9]	
YAG38L2TC516LD90	3					2.85 [72]															2.53 [64]				
YAG38L2NT38LD	1	500 kcmil Flex CLASS H,I,K 550 kcmil CLASS G,H,I  535 DLO (1350/24)	--	--	3/8	1.45 [37]	-	-	-	4.40 [112]	.50 [13]	1.25 [32]	.27 [7]	L99	PINK	U38XRT UR414OWE (2)	U38XRT UR414OWE (2)	U38XRT UR414OWE (2)	-	1-7/16"					
YAG38L2NT38LD45	2									1.63 [41]											1.00 [25]	2.64 [67]	.40 [10]	4.33 [110]	.53 [13]
YAG38L2NT38LD90	3									2.85 [72]												2.84 [72]			
YAG38L2TC38LD	1	500 kcmil Flex CLASS H,I,K 550 kcmil CLASS G,H,I  535 DLO (1350/24)	--	--	3/8	1.82 [46]	-	-	-	4.40 [112]	.50 [13]	1.25 [32]	.27 [7]	L99	PINK	U38XRT UR414OWE (2)	U38XRT UR414OWE (2)	U38XRT UR414OWE (2)	HYDRAULIC: Y644M (1) PAT444(1)	1-7/16"					
YAG38L2TC38LD45	2					1.00 [25]				2.64 [67]											.40 [10]	4.33 [110]	.53 [13]		
YAG38L2TC38LD90	3					2.85 [72]															2.84 [72]				
YAG38L2TC12LD	1	500 kcmil Flex CLASS H,I,K 550 kcmil CLASS G,H,I  535 DLO (1350/24)	--	--	1/2	1.45 [37]	-	-	-	4.72 [120]	.53 [13]	1.25 [32]	.27 [7]	L99	PINK	U38XRT UR414OWE (2)	U38XRT UR414OWE (2)	U38XRT UR414OWE (2)	-	1-7/16"					
YAG38L2TC12LD45	2									1.25 [32]											2.64 [67]	.53 [13]	4.64 [118]	.56 [14]	
YAG38L2TC12LD90	3									2.85 [72]												3.16 [80]			
YAG38L2NTCLD	1	500 kcmil Flex CLASS H,I,K 550 kcmil CLASS G,H,I  535 DLO (1350/24)	--	--	1/2	1.45 [37]	-	-	-	5.40 [137]	.63 [16]	1.25 [32]	.27 [7]	L99	PINK	U38XRT UR414OWE (2)	U38XRT UR414OWE (2)	U38XRT UR414OWE (2)	-	1-7/16"					
YAG38L2NTCLD45	2									1.75 [44]											2.64 [67]	.56 [14]	5.33 [135]	.65 [17]	
YAG38L2NTCLD90	3									2.85 [72]												3.84 [98]			

TO ORDER BURNDY® PRODUCTS CALL  
UNITED STATES  
1-800-346-4175 (LONDONDERRY, NH)  
CANADA:  
1-800-361-6975 (QUEBEC)  
1-800-387-6487 (ALL OTHER PROVINCES)  
FOR PRODUCT INFO: <http://www.burndy.com>

HYLUG™	
ITEM NO:	N/A
CAT. NO:	YAG38L-2TC-LD-
DRAWN BY:	D. FILLION 12/10/92
CHECKER:	KAY HENRY 12/18/92
DSN APPVL:	C. PALAGI 12/22/92
MFG APPVL:	--
QA APPVL:	A. LLOYD 12/31/92
MKT APPVL:	T. NELSON 01/12/93
PROD FAM:	--
PROJECT #:	--
DOCUMENT TYPE:	Sales
REL LEVEL:	In Work
SCALE:	NTS
DRAWING NO:	SE207958
REV:	N
SHEET:	16 OF 19



REV	DATE	DESCRIPTION	ECO	BY	C'K'K.
N	2018-08-10 01:00:00 EDT	UPDATED AS PER MU	49615	RB	VS

SEE SHEET 1 OF 19 FOR NOTES

REV: PEO200



D

D

C


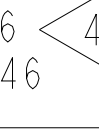
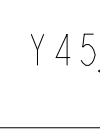
C

B

B

A

A

CATALOG NO.	FIG. NO.	CONDUCTOR			BOLT SIZE	DIMENSIONS									BURNDY® INSTALLATION TOOLING (# CRIMPS)							
		FLEX	CODE (AWG)	NAVY 		B	C	E	H	K	L	N	O.D.	T REF.	Z MIN.	DIE INDEX	COLOR CODE	HYDRAULIC			DIELESS (# CRIMPS)	WIRE STRIP LENGTH
																		Y750 Y35 Y39, PAT750	Y46 PAT46 	Y45 		
YAG39L2NTCLD	1	600 kcmil Flex CLASS G,H,I,K	--	--	1/2	1.19 [30]	1.90 [48]	1.75 [44]	-	.56 [14]	5.29 [134]	.63 [16]	1.30 [33]	.27 [7]	.65 [17]	400	PINK	U38RT (2)	U38RT (2)	U38RT (2)	HYDRAULIC: Y644M (1) PAT444(1)	1-3/8"
YAG39L2NTCLD45	2								2.60 [66]		5.26 [134]											
YAG39L2NTCLD90	3								2.74 [70]		3.87 [98]											




REV: PEO200

SEE SHEET 1 OF 19 FOR NOTES

REV	DATE	DESCRIPTION	ECO	BY	C'K'
N	2018-08-10 01:00:00 EDT	UPDATED AS PER MU	49615	RB	VS

TO ORDER BURNDY® PRODUCTS CALL		HYLUG™	
UNITED STATES 1-800-346-4175 (LONDONDERRY, NH)		ITEM NO: N/A	
CANADA: 1-800-361-6975 (QUEBEC) 1-800-387-6487 (ALL OTHER PROVINCES)		CAT. NO: YAG39L-2NTC-LD-	
FOR PRODUCT INFO: <a href="http://www.burndy.com">http://www.burndy.com</a>		DRAWN BY: D.FILLION 12/10/92	
		CHECKER: KAY.HENRY 12/18/92	
		DSN APPVL: C.PALAGI 12/22/92	
		MFG APPVL: --	
		QA APPVL: A.LLOYD 12/31/92	
		MKT APPVL: T.NELSON 01/12/93	
		SCALE: NTS	
		DRAWING NO: SE207958	
		REV: N	
		SHEET 17 OF 19	



D

C

B




A

D

C

B

A

CATALOG NO.	FIG. NO.	CONDUCTOR			BOLT SIZE	DIMENSIONS									BURNDY® INSTALLATION TOOLING (# CRIMPS)																		
		FLEX	CODE (AWG)	NAVY 		B	C	E	H	K	L	N	O.D.	T REF.	Z MIN.	DIE INDEX	COLOR CODE	HYDRAULIC			DIELESS (# CRIMPS)	WIRE STRIP LENGTH											
																		Y750 Y35 Y39, PAT750	Y46 PAT46 	Y45 													
YAG40L2TC38LD	1	650 kcmil Flex CLASS G	--	--	3/8	1.42 [36]	1.98 [50]	1.00 [25]	-	.41 [10]	4.43 [113]	.50 [13]	1.35 [34]	.30 [8]		24	BLACK	U39RT (2)	U39RT (2)	U39RT (2)	HYDRAULIC: Y644M (1) PAT444(1)	1-5/16"											
YAG40L2TC38LD45	2					646 DLO (1600/24)			2.74 [70]		4.42 [112]							2.94 [75]	2.91 [74]	5.43 [138]			5.42 [138]	3.91 [99]	5.43 [137]	1.35 [34]	.30 [8]	24	BLACK	U39RT (2)	U39RT (2)	U39RT (2)	
YAG40L2TC38LD90	3					646 DLO (1600/24)			2.74 [70]		4.42 [112]							2.94 [75]	2.91 [74]	5.43 [138]			5.42 [138]	3.91 [99]	5.43 [137]	1.35 [34]	.30 [8]	24	BLACK	U39RT (2)	U39RT (2)	U39RT (2)	
YAG40L2NNTLD	1	650 kcmil Flex CLASS G	--	--	1/2	1.42 [36]	1.98 [50]	1.75 [44]	-	.56 [14]	5.43 [138]	.63 [16]	1.35 [34]	.30 [8]		24	BLACK	U39RT (2)	U39RT (2)	U39RT (2)	HYDRAULIC: Y644M (1) PAT444(1)	1-5/16"											
YAG40L2NNTLD45	2								646 DLO (1600/24)		2.74 [70]							5.42 [138]	2.94 [75]	3.91 [99]			5.43 [137]	5.42 [138]	3.91 [99]	5.43 [137]	1.35 [34]	.30 [8]	24	BLACK	U39RT (2)	U39RT (2)	U39RT (2)
YAG40L2NNTLD90	3								646 DLO (1600/24)		2.74 [70]							5.42 [138]	2.94 [75]	3.91 [99]			5.43 [137]	5.42 [138]	3.91 [99]	5.43 [137]	1.35 [34]	.30 [8]	24	BLACK	U39RT (2)	U39RT (2)	U39RT (2)
YAG40L2NTCLD	1	650 kcmil Flex CLASS G	--	--	1/2	1.42 [36]	1.98 [50]	1.75 [44]	-	.56 [14]	5.43 [138]	.63 [16]	1.35 [34]	.30 [8]		24	BLACK	U39RT (2)	U39RT (2)	U39RT (2)	HYDRAULIC: Y644M (1) PAT444(1)	1-5/16"											
YAG40L2NTCLD45	2								646 DLO (1600/24)		2.74 [70]							5.42 [138]	2.94 [75]	3.91 [99]			5.43 [137]	5.42 [138]	3.91 [99]	5.43 [137]	1.35 [34]	.30 [8]	24	BLACK	U39RT (2)	U39RT (2)	U39RT (2)
YAG40L2NTCLD90	3								646 DLO (1600/24)		2.74 [70]							5.42 [138]	2.94 [75]	3.91 [99]			5.43 [137]	5.42 [138]	3.91 [99]	5.43 [137]	1.35 [34]	.30 [8]	24	BLACK	U39RT (2)	U39RT (2)	U39RT (2)

REV: PEO200

SEE SHEET 1 OF 19 FOR NOTES

REV	DATE	DESCRIPTION	ECO	BY	C'K'
N	2018-08-10 01:00:00 EDT	UPDATED AS PER MU	49615	RB	VS

TO ORDER BURNDY® PRODUCTS CALL		HYLUG™	
UNITED STATES 1-800-346-4175 (LONDONDERRY, NH)		ITEM NO: N/A	
CANADA: 1-800-361-6975 (QUEBEC) 1-800-387-6487 (ALL OTHER PROVINCES)		CAT. NO: YAG40L-2-T-LD- (TABLE)	
FOR PRODUCT INFO: <a href="http://www.burndy.com">http://www.burndy.com</a>		DRAWN BY: D.FILLION 12/10/92	
		CHECKER: KAY.HENRY 12/18/92	
		DSN APPVL: C.PALAGI 12/22/92	
		MFG APPVL: --	
		QA APPVL: A.LLOYD 12/31/92	
		MKT APPVL: T.NELSON 12/14/92	
		SCALE: NTS	
		DRAWING NO	
		REV	
		PROJECT #: --	
		SIZE	
		D	
		DOCUMENT TYPE: Sales	
		REL LEVEL: In Work	
		SE207958	
		SHEET 18 OF 19	
		N	

D

C

B

A


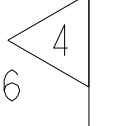
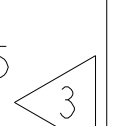
D

C

B

A

BURNDY® INSTALLATION TOOLING (# CRIMPS)

CATALOG NO.	FIG. NO.	CONDUCTOR			BOLT SIZE	DIMENSIONS								BURNDY® INSTALLATION TOOLING (# CRIMPS)											
		FLEX	CODE (AWG)	NAVY 		B	C	E	H	K	L	N	O.D.	T REF.	Z MIN.	DIE INDEX	COLOR CODE	HYDRAULIC			DIELESS (# CRIMPS)	WIRE STRIP LENGTH			
																		Y750 Y35 Y39, PAT750	Y46  PAT46	Y45 					
YAG44L2TC38LD	1	750 kcmil Flex CLASS G,H,I	--	--	3/8	1.65 [42]	2.18 [55]	-	-	4.80 [122]	-	1.50 [38]	.33 [8]	L115	YELLOW	U44XRT (2)	U44XRT (2)	U44XRT (2)	HYDRAULIC: Y644M (1) PAT444(1)	1-5/8"					
YAG44L2TC38LD45	2		777 DLO (1925/24)	1/2		1.00 [25]	3.11 [79]	.40 [10]	4.75 [121]	.50 [13]	1/2	1.25 [32]	3.11 [79]			.53 [13]	5.07 [129]	.53 [13]			L115	YELLOW	U44XRT (2)	U44XRT (2)	U44XRT (2)
YAG44L2TC38LD90	3					3.35 [85]	3.02 [77]	1/2	1.50 [38]	3.11 [79]		.53 [13]	5.36 [136]			.53 [13]	L115	YELLOW					U44XRT (2)	U44XRT (2)	U44XRT (2)
YAG44L2TC12LD	1				1/2	1.75 [44]	3.11 [79]		.56 [14]	5.75 [146]		.63 [16]	5/8	1.50 [38]	3.11 [79]	.69 [17]							5.57 [141]	.66 [17]	L115
YAG44L2TC12LD45	2			3.35 [85]		4.02 [102]	5/8		1.50 [38]	3.11 [79]	.69 [17]	5.61 [142]		.66 [17]	L115	YELLOW					U44XRT (2)	U44XRT (2)	U44XRT (2)		
YAG44L2TC12LD90	3			3.35 [85]		4.02 [102]		5/8	1.50 [38]	3.11 [79]	.69 [17]	5.61 [142]		.66 [17]			L115	YELLOW			U44XRT (2)	U44XRT (2)	U44XRT (2)		
YAG44L2TC12E3LD	1			5/8	1.50 [38]	3.11 [79]			.69 [17]	5.57 [141]	.66 [17]	5/8	1.50 [38]	3.11 [79]							.69 [17]	5.57 [141]	.66 [17]	L115	YELLOW
YAG44L2TC12E3LD45	2				3.35 [85]	3.58 [91]	5/8		1.50 [38]	3.11 [79]	.69 [17]		5.57 [141]	.66 [17]	L115	YELLOW					U44XRT (2)	U44XRT (2)	U44XRT (2)		
YAG44L2TC12E3LD90	3				3.35 [85]	3.58 [91]		5/8	1.50 [38]	3.11 [79]	.69 [17]		5.57 [141]	.66 [17]			L115	YELLOW			U44XRT (2)	U44XRT (2)	U44XRT (2)		
YAG44L2NTCLD	1			5/8	1.50 [38]	3.11 [79]			.69 [17]	5.57 [141]	.66 [17]	5/8	1.50 [38]	3.11 [79]							.69 [17]	5.57 [141]	.66 [17]	L115	YELLOW
YAG44L2NTCLD45	2				3.35 [85]	4.02 [102]	5/8		1.50 [38]	3.11 [79]	.69 [17]		5.57 [141]	.66 [17]	L115	YELLOW					U44XRT (2)	U44XRT (2)	U44XRT (2)		
YAG44L2NTCLD90	3				3.35 [85]	4.02 [102]		5/8	1.50 [38]	3.11 [79]	.69 [17]		5.57 [141]	.66 [17]			L115	YELLOW			U44XRT (2)	U44XRT (2)	U44XRT (2)		
YAG44L2TC58LD	1			5/8	1.50 [38]	3.11 [79]			.69 [17]	5.57 [141]	.66 [17]	5/8	1.50 [38]	3.11 [79]							.69 [17]	5.57 [141]	.66 [17]	L115	YELLOW
YAG44L2TC58LD45	2				3.35 [85]	3.83 [97]	5/8		1.50 [38]	3.11 [79]	.69 [17]		5.57 [141]	.66 [17]	L115	YELLOW					U44XRT (2)	U44XRT (2)	U44XRT (2)		
YAG44L2TC58LD90	3				3.35 [85]	3.83 [97]		5/8	1.50 [38]	3.11 [79]	.69 [17]		5.57 [141]	.66 [17]			L115	YELLOW			U44XRT (2)	U44XRT (2)	U44XRT (2)		

TO ORDER BURNDY® PRODUCTS CALL  
 UNITED STATES  
 1-800-346-4175 (LONDONDERRY, NH)  
 CANADA:  
 1-800-361-6975 (QUEBEC)  
 1-800-387-6487 (ALL OTHER PROVINCES)  
 FOR PRODUCT INFO: <http://www.burndy.com>

HYLUG™	
ITEM NO:	N/A
CAT. NO:	YAG44L-2TC-LD-
DRAWN BY:	D. FILLION 12/10/92
CHECKER:	KAY HENRY 12/18/92
DSN APPVL:	C. PALAGI 12/22/92
MFG APPVL:	N/A
QA APPVL:	A. LLOYD 12/31/92
MKT APPVL:	T. NELSON 01/12/93
PROD FAM:	--
PROJECT #:	--
DOCUMENT TYPE:	Sales
REL LEVEL:	In Work
SCALE:	NTS
DRAWING NO:	SE207958
REV:	N
SHEET:	19 OF 19



REV	DATE	DESCRIPTION	ECO	BY	C'K'
N	2018-08-10 01:00:00 EDT	UPDATED AS PER MU	49615	RB	VS

SEE SHEET 1 OF 19 FOR NOTES

REV: PEO200