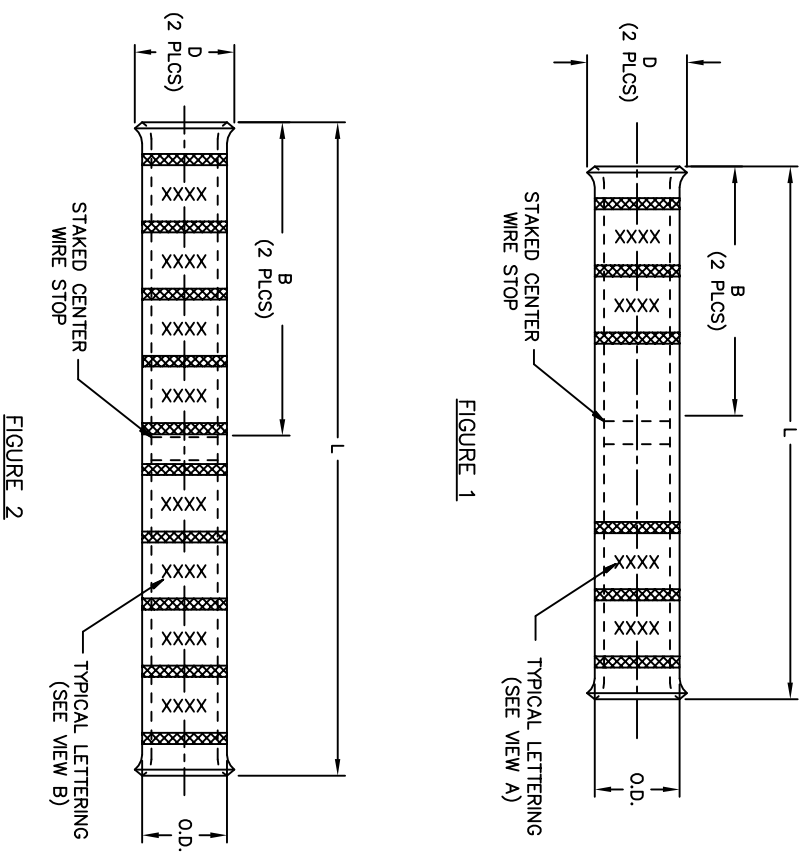
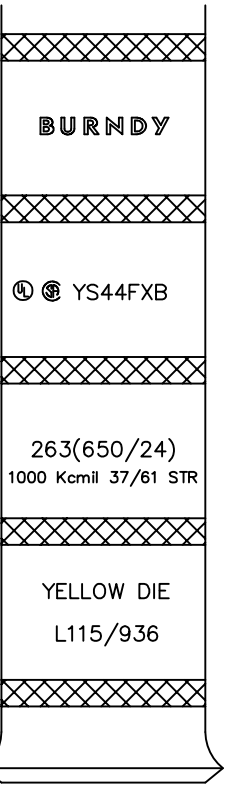
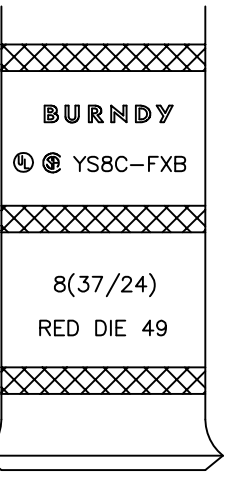


CATALOG NUMBER	ACCOMMODATES		FIGURE NUMBER	DIMENSIONS				CABLE STRIP LENGTH	INSTALLATION TOOLING				
	FLEXIBLE CABLE CODE AWG	NAVY		B [mm]	D [mm]	L [mm]	O.D. [mm]		DIELESS TOOLS	DIE INDEX	COLOR CODE	DIE NUMBER (# OF CRIMPS)	
YS8C-FXB	#8 STR. (37/24) #8 AWG	23	1	90 [23]	.32 [8]	1.99 [51]	.27 [7]	1 [25]	MY29-3 (2) MY29-11 (2)	Y644M	49	RED	UBCRT (2 CRIMPS/END)
YSV6C-FXB	#6 STR. (61/24) #5 AWG	30	1	1.22 [31]	.37 [9]	2.62 [67]	.31 [8]	1-5/16 [33]	MY29-3 (2) MY29-11 (2)	Y644M (1 CRIMP)	7	BLUE	U5CRT (2 CRIMPS/END)
YS5C-FXB	#5 STR. (91/24) #5 AWG	30	1	1.22 [31]	.35 [9]	2.62 [67]	.30 [8]	1-5/16 [33]	MY29-3 (2) MY29-11 (2)	Y644M (1 CRIMP)	7	BLUE	U5CRT (2 CRIMPS/END)
YSV4C-FXB	#4 STR. (105/24) #4 AWG	40	1	1.22 [31]	.44 [11]	2.62 [67]	.38 [10]	1-5/16 [33]	MY29-3 (2) MY29-11 (2)	Y644M (1 CRIMP)	8	GRAY	U4CRT (2 CRIMPS/END)
YS3C-FXB	#3 STR. (125/24) #3 AWG	50	1	1.48 [38]	.49 [12]	2.91 [74]	.42 [11]	1-9/16 [40]	MY29-3 (2) MY29-11 (2)	Y644M (1 CRIMP)	9	WHITE	U3CRT (2 CRIMPS/END)
YSV2C-FXB	#2 STR. (150/24) #2 AWG	60	1	1.35 [34]	.54 [14]	2.89 [73]	.46 [12]	1-7/16 [37]	MY29-3 (2) MY29-11 (2)	Y644M (1 CRIMP)	10	BROWN	U2CRT (2 CRIMPS/END)
YSV1C-FXB	#1 STR. (225/24) #1 AWG	75	1	1.50 [38]	.60 [15]	3.18 [81]	.51 [13]	1-9/16 [40]	MY29-3 (4) MY29-11 (4)	Y644M (1 CRIMP)	11	GREEN	U1CRT (2 CRIMPS/END)
YSV25-FXB	1/0 STR. (275/24) 1/0 AWG	100	2	1.50 [38]	.66 [17]	3.18 [81]	.56 [14]	1-9/16 [40]	MY29-3 (4) MY29-11 (4)	Y644M (1 CRIMP)	12	PINK	U25RT (2 CRIMPS/END)
YSV26-FXB	2/0 STR. (325/24) 2/0 AWG	125	2	1.63 [41]	.74 [19]	3.44 [88]	.63 [16]	1-11/16 [43]	MY29-3 (4) MY29-11 (4)	Y644M (1 CRIMP)	13	BLACK	U26RT (2 CRIMPS/END)
YSV27-FXB	3/0 STR. (450/24) 3/0 AWG	150	2	1.64 [42]	.82 [21]	3.46 [88]	.70 [18]	1-11/16 [43]	MY29-3 (4) MY29-11 (4)	Y644M (1 CRIMP)	14	ORANGE	U27RT (2 CRIMPS/END)
YSV28-FXB	4/0 STR. (550/24) 4/0 AWG	200	2	1.77 [45]	.90 [23]	3.72 [94]	.77 [20]	1-7/8 [48]	MY29-3 (4) MY29-11 (4)	Y644M (1 CRIMP)	15	PURPLE	U28RT (2 CRIMPS/END)
YS30-FXB	250 Kcmil FLEX CLASS G 42/2 STR. CLASS H 42/2 STR. 250 FLEX CLASS I,K,M	---	2	2.16 [55]	.95 [24]	4.51 [115]	.81 [21]	2-1/4 [57]	---	Y644M (1 CRIMP)	16	YELLOW	U29RT (2 CRIMPS/END)
YS31-FXB	313.1 Kcmil (775/24) 300 Kcmil NOM.	---	2	2.18 [55]	1.03 [26]	4.54 [115]	.88 [22]	2-1/4 [57]	---	Y644M (1 CRIMP)	17	WHITE	U30RT (4 CRIMPS/END)
YS32-FXB	373.7 Kcmil (925/24) 350 Kcmil NOM.	---	2	2.32 [59]	1.12 [28]	4.82 [122]	.95 [24]	2-7/16 [62]	---	Y644M (1 CRIMP)	18	RED	U31RT (4 CRIMPS/END)
YS34-FXB	444.4 Kcmil (1100/24) 450 Kcmil NOM.	---	2	2.48 [63]	1.24 [32]	5.14 [131]	1.06 [27]	2-9/16 [65]	---	Y644M (1 CRIMP)	19	BLUE	U32RT (4 CRIMPS/END)
YS36-FXB	535.3 Kcmil (1325/24) 500 Kcmil NOM.	---	2	2.95 [75]	1.40 [36]	6.09 [155]	1.18 [30]	3-1/16 [79]	---	Y644M (1 CRIMP)	20	BROWN	U34RT (4 CRIMPS/END)
YS38-FXB	646 Kcmil (1600/24) 600 Kcmil NOM.	---	2	3.08 [78]	1.47 [37]	6.34 [161]	1.25 [32]	3-3/16 [81]	---	Y644M (1 CRIMP)	L99	PINK	U38YRT (4 CRIMPS/END)
YS40-FXB	777.7 Kcmil (1925/24) 750 Kcmil (1.152 Ø) 1000 Kcmil (1.152 Ø) 37 OR 61 STR	---	2	3.24 [82]	1.58 [40]	6.66 [169]	1.35 [34]	3-5/16 [84]	---	Y644M (1 CRIMP)	24	BLACK	U39RT (4 CRIMPS/END)
YS44-FXB	---	---	2	3.33 [85]	1.76 [45]	6.84 [174]	1.49 [38]	3-7/16 [87]	---	Y644M (1 CRIMP)	L115 OR 936	YELLOW	U44YRT (4 CRIMPS/END) U39ARTZ (4 CRIMPS/END)



- NOTES:
- MATERIAL: COPPER
 - FINISH: TIN-PLATED
 - CATALOG NUMBER "PUADP-1" ADAPTOR IS REQUIRED TO USE "U" TYPE DIES IN THE Y46 SERIES TOOLS.

- REFERENCE THE FCI USA, BURNDY® PRODUCTS MASTER CATALOG "INSTALLATION TOOL INDEX" FOR ADDITIONAL TOOLING.
- BELLED BARREL ENDS PROVIDE EASY CABLE INSERTION AND STRAIN RELIEF.
- DIMENSIONS IN BRACKETS [] ARE IN MILLIMETERS, ROUNDED OFF TO THE NEAREST MILLIMETER, UNLESS OTHERWISE NOTED. METRIC DIMENSIONS ARE FOR REFERENCE ONLY.
- NOT UL LISTED OR CSA CERTIFIED WITH 1000 KCMIL CONDUCTOR OR U39ART DIE. HOWEVER ALL TESTING EXCEEDED PULLOUT TEST REQUIREMENTS.

TO ORDER BURNDY® PRODUCTS CALL
 UNITED STATES:
 1-800-346-4175 (LONDONDERRY, NH)
 CANADA:
 1-800-361-6975 (QUEBEC)
 1-800-387-6487 (ALL OTHER PROVINCES)
 FOR PRODUCT INFO: <http://www.burndy.com>

HYLINK™, TELECOM BELLED

ITEM NO: N/A

CAT NO: YS-FXB (TABLE)

SCALE: N/A

DRAWN BY: J GAUDET 10/09/92

CHECKER: K HENRY 10/15/92

DSN APPL: R ROMAN 03/27/12

MFG APPL: M SMITH 03/22/12

QC APPL: J BRODEUR 04/03/12

MKT APPL: J SILVA 03/21/12

PROJ FIRM: ---

PROJECT # ---

DOCUMENT TYPE: Sales

REL LEVEL: Anticad

DRAWING NO: SE208037-01

SHEET 1 OF 1

BURNDY