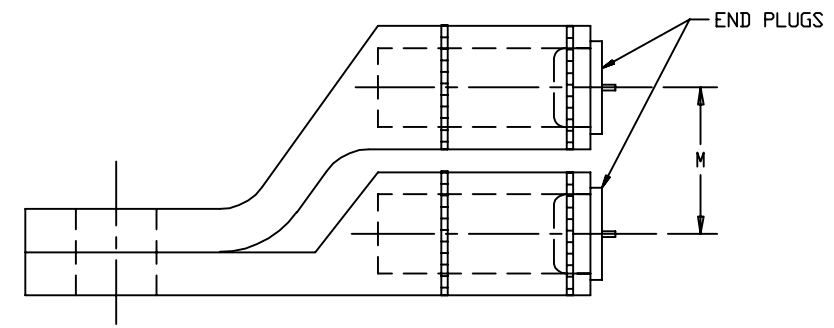


DRAWING NO.
SE209225

CONDUCTOR	CATALOG NO.	FIG. NO.	DIMENSIONS								INSTALLATION TOOL, DIE & NO. OF CRIMPS										COLOR CODED END PLUG	DIE INDEX	WIRE STRIP LENGTH
			B	C	H	L	M REF.	O.D.	T REF.	Z MIN.	Y35	Y39	Y750	Y45	Y46	Y48B	Y60BHU	MD6	OUR840				
6(7STR)-5(7STR)CU,AL 6(6/1) ACSR	YAS6R-N	1	.96 [24]	.88 [22]	----	3.04 [77]	.80 [20]	.65 [16]	.22 [6]	1.05 [27]	U-BG U243 (1)	U-BG U243 (1)	U-BG U243 (1)	U-BG U243 (1)	U-BG U243 (1)	----	----	PERMBG W-BG (1)	X-BG X-NBG (4)	BLUE	BG,243 K5/8-1 CSA22	1 3/32	
	YASD6R-N	2	.96 [24]	.88 [22]	.56 [14]	2.86 [73]	.80 [20]	.65 [16]	.22 [6]	.64 [16]	U-BG U243 (1)	U-BG U243 (1)	U-BG U243 (1)	U-BG U243 (1)	U-BG U243 (1)	----	----	PERMBG W-BG (1)	X-BG X-NBG (4)	ORANGE	BG,243 K5/8-1 CSA22	1 3/32	
4(7STR)-3(7STR)AL, CU 4(6/1) ACSR	YAS4R-N	1	.96 [24]	.89 [23]	----	2.86 [73]	.80 [20]	.65 [16]	.21 [5]	1.05 [27]	U-BG U243 (1)	U-BG U243 (1)	U-BG U243 (1)	U-BG U243 (1)	U-BG U243 (1)	----	----	PERMBG W-BG (1)	X-BG X-NBG (4)	ORANGE	BG,243 K5/8-1 CSA22	1 3/32	
	YASD4R-N	2	.96 [24]	.89 [23]	.56 [14]	2.86 [73]	.80 [20]	.65 [16]	.21 [5]	.64 [16]	U-BG U243 (1)	U-BG U243 (1)	U-BG U243 (1)	U-BG U243 (1)	U-BG U243 (1)	----	----	PERMBG W-BG (1)	X-BG X-NBG (4)	ORANGE	BG,243 K5/8-1 CSA22	1 3/32	
2(7STR)-1(19STR)AL, CU 2(6/1) ACSR	YAS1R-N	1	.96 [24]	.92 [23]	----	3.05 [77]	.80 [20]	.65 [16]	.22 [6]	1.10 [28]	U-BG U243 (1)	U-BG U243 (1)	U-BG U243 (1)	U-BG U243 (1)	U-BG U243 (1)	----	----	PERMBG W-BG (1)	X-BG X-NBG (4)	RED	BG,243 K5/8-1 CSA22	1 3/32	
	YASD1R-N	2	.96 [24]	.92 [23]	.56 [14]	3.05 [77]	.80 [20]	.65 [16]	.22 [6]	.64 [16]	U-BG U243 (1)	U-BG U243 (1)	U-BG U243 (1)	U-BG U243 (1)	U-BG U243 (1)	----	----	PERMBG W-BG (1)	X-BG X-NBG (4)	RED	BG,243 K5/8-1 CSA22	1 3/32	
1/0(19STR) AL, CU 1/0(6/1) ACSR	YAS25R-N	1	.96 [24]	.90 [23]	----	3.05 [77]	.80 [20]	.65 [16]	.23 [6]	1.10 [28]	U-BG U243 (1)	U-BG U243 (1)	U-BG U243 (1)	U-BG U243 (1)	U-BG U243 (1)	----	----	BG (3) W-BG(1)	X-BG X-NBG (4)	YELLOW	BG,243 K5/8-1 CSA22	1 3/32	
	YASD25R-N	2	.96 [24]	.90 [23]	.56 [14]	3.05 [77]	.80 [20]	.65 [16]	.23 [6]	.64 [16]	U-BG U243 (1)	U-BG U243 (1)	U-BG U243 (1)	U-BG U243 (1)	U-BG U243 (1)	----	----	BG (3) W-BG(1)	X-BG X-NBG (4)	YELLOW	BG,243 K5/8-1 CSA22	1 3/32	

REV.	DATE	DESCRIPTION	ECO	BY	C'K'D.
B	04/16/20	Z MIN. FOR YAS6RN UPDATED TO 1.05[27]	53378	DD	MA



ASSEMBLY VIEW

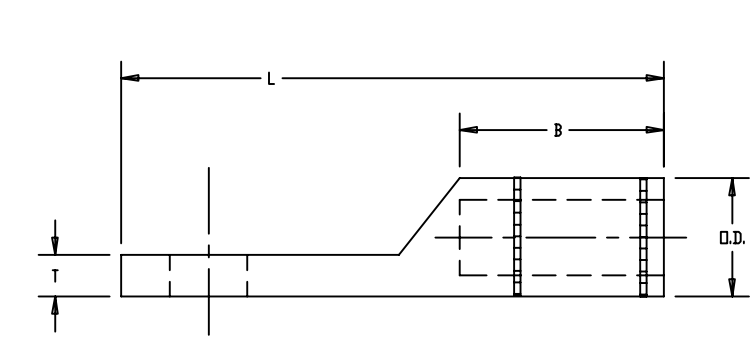
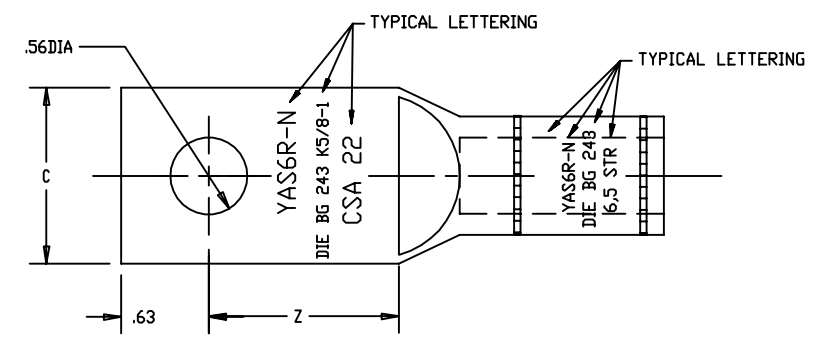


FIG. 1

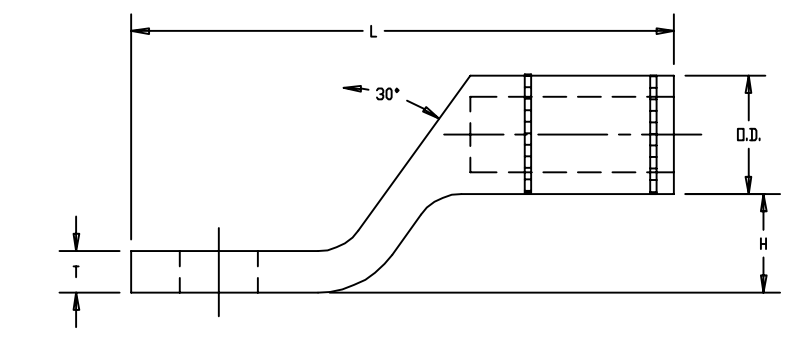
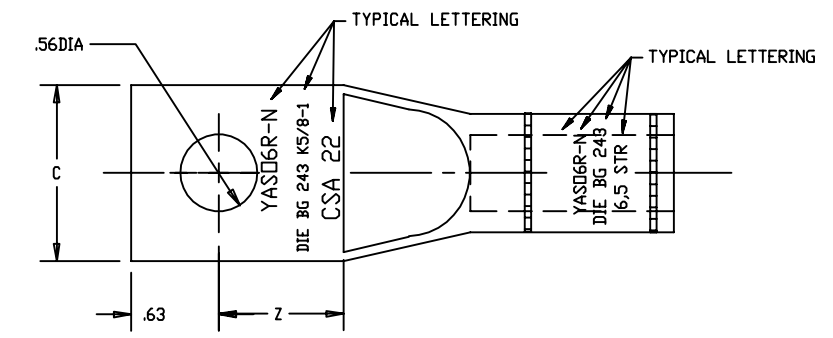


FIG. 2

NOTES:

- MATERIAL: ALUMINUM TUBING
- FINISH: TIN PLATING IS OPTIONAL, ADD -TN TO CAT. NO.
- DIMENSIONS IN BRACKETS [] ARE IN MILLIMETERS ROUNDED OFF TO THE NEAREST MILLIMETER, UNLESS OTHERWISE NOTED, AND ARE FOR REFERENCE ONLY.
- PT6515 ADAPTOR IS REQUIRED FOR U-DIES IN Y45.
- PUADP-1 ADAPTOR IS REQUIRED FOR U-DIES IN Y46.
- OPTIONAL SEALED BARREL: ADD '-P' TO CATALOG NO.
- TERMINALS ARE PREFILLED WITH PENETROX™ A13 AND SEALED.

<p>TO ORDER BURNDY® PRODUCTS CALL</p> <p>UNITED STATES: 1-800-346-4175 (LONDONDERRY, NH)</p> <p>CANADA: 1-800-361-6975 (QUEBEC) 1-800-387-6487 (ALL OTHER PROVINCES)</p> <p>FOR PRODUCT INFO: http://www.burndy.com</p>		<p>STACKING HYLUG™</p>	
		ITEM NO: ---	CAT NO: YAS-R-N, YASO-R-N
<p>SCALE: NONE</p> <p>DRAWN BY: J. MICHAUD 12/20/94</p> <p>CHECKER: J. MICHAUD 12/20/94</p> <p>DSN APPVL: C. PALAGI 12/21/94</p> <p>MFG APPVL: ---</p> <p>QC APPVL: D. VARIO 12/23/94</p> <p>MKT APPVL: D. HAMILTON 12/23/94</p> <p>PROD FAM: ---</p> <p>PROJECT #: ---</p> <p>DOCUMENT TYPE: SALES</p> <p>REL LEVEL: Auto CAD</p>		<p>DRAWING NO</p> <p>REV</p> <p>SE209225</p> <p>SHEET 1 of 4</p>	