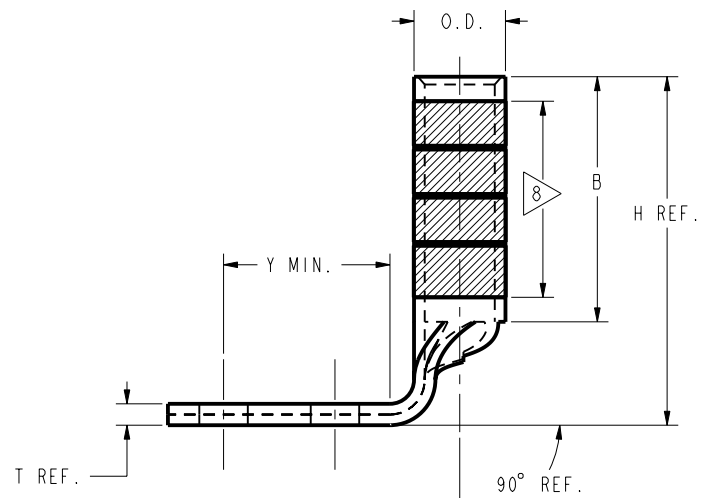
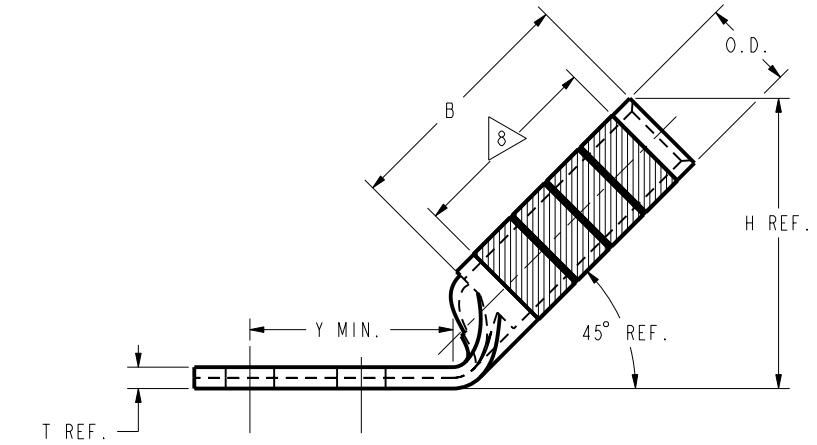
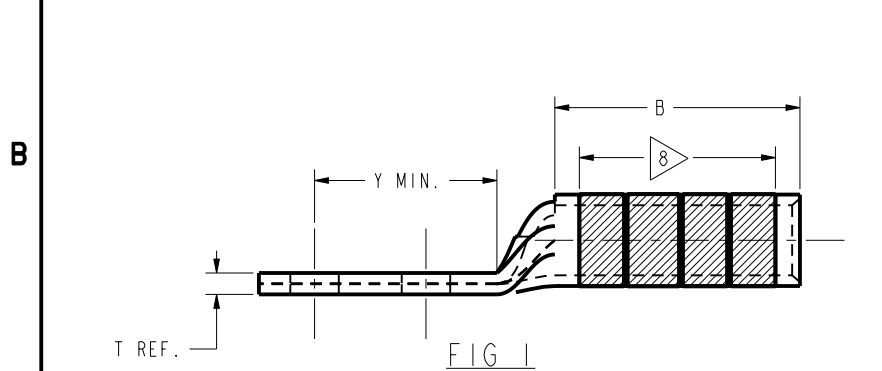
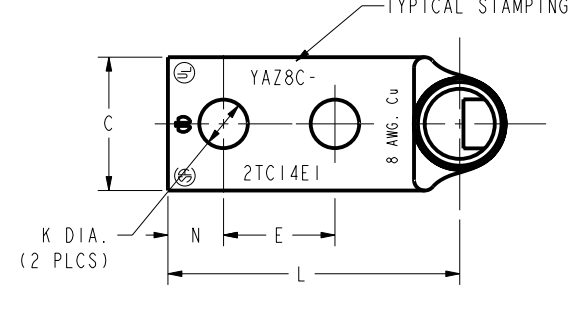
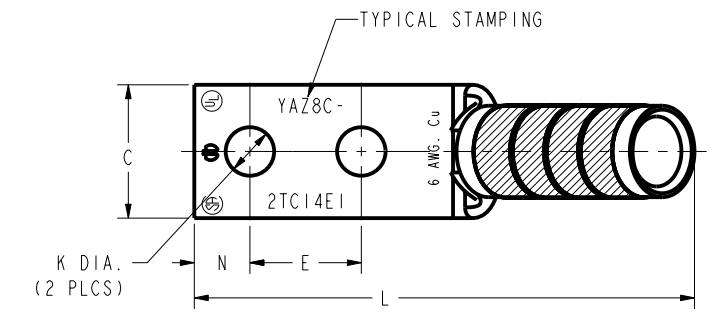
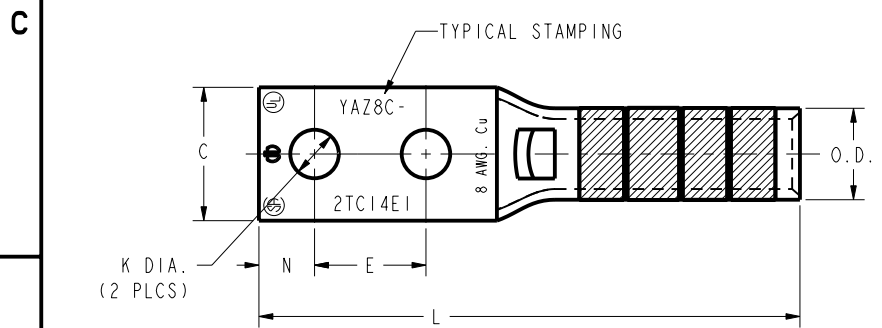


REV	DATE	DESCRIPTION	ECO	BY	CHK.
D	2018-07-16 01:00:00 EDT	*1* WAS 2.76 (10) FOR YAZ8C2C38	49476	DD	MA

CATALOG. NO.	CONDUCTOR		BOLT SIZE	FIG. NO.	DIMENSIONS										INSTALLATION TOOLING (# CRIMPS)																																
	CODE (AWG)	NAVY			B	C	E	H MAX.	K DIA.	L	N	O.D.	T REF.	Y MIN.	DIE INDEX	COLOR CODE	MECHANICAL			HYDRAULIC				DIELESS (# CRIMPS)	WIRE STRIP LENGTH																						
																	MD7-34R MD6	OUR840	Y8MRB-1 Y2MR	PAT600 BCT500 Y500CT	Y750, PAT750 Y35, Y39	Y46 PAT46	Y45																								
YA78C2TC14E10	#8 AWG [10mm ² STR]	23	±.06	±.04	±.02	----	±.02	±.09	±.04	±.01				49	RED	8	8	RED (2)	8	8	8	8	MECHANICAL: MY29-11 (1)	7/8																							
YA78C2TC14E1045			1	.75 [19]	.44 [11]	1.25 [32]	.90 [23]	.27 [7]	2.82 [72]	.31 [8]	.27 [7]	.08 [2]	1.58 [40]	8	8	RED (2)	8	8	8	8																											
YA78C2TC14E1090			2						2.74 [70]						W8CRT W8CVT (2)	X8CRT W8CVT (2)																															
YA78C2TC14E1	1/4 [M6]	1	±.06	±.04	±.02	----	±.02	±.09	±.04	±.01				49	RED	8	8	RED (2)	8	8	8	8			MECHANICAL: MY29-11 (1)	7/8																					
YA78C2TC14E145																											2			1.00 [25]	.90 [23]	.27 [7]	2.49 [63]														
YA78C2TC14E190																											3						2.12 [54]														
YA78C2TC38	#8 AWG [10mm ² STR]	23	3/8 [M10]	1	±.06	±.04	±.02	±.02	±.09	±.04	±.01			49	RED	8	8	RED (2)	8	8	8	8					MECHANICAL: MY29-11 (1)	7/8																			
YA78C2TC3845																													2	.58 [15]	1.00 [25]	.90 [23]	.40 [10]	2.81 [71]	.41 [10]	.27 [7]	.06 [2]	1.43 [36]									
YA78C2TC3890																													3						2.63 [67]												



- NOTES:
- MATERIAL: COPPER TUBING.
 - FINISH: TIN PLATED
 - CATALOG # PT6515 ADAPTOR IS REQUIRED TO USE "U" DIES IN Y45 SERIES TOOLS.
 - CATALOG # PUADP-1 ADAPTOR IS REQUIRED TO USE "U" DIES IN Y46 SERIES TOOLS.
 - NAVY CABLE SIZE MAY BE OMITTED ON SOME SIZES BECAUSE OF SPACE LIMITATIONS.
 - PERMANENT DIE IN TOOLING.
 - DIMENSIONS, METRIC WIRE, & METRIC BOLT SIZES IN BRACKETS [] ARE IN MILLIMETERS. DIMENSIONS ARE ROUNDED OFF TO THE NEAREST MILLIMETER, UNLESS OTHERWISE NOTED, AND ARE FOR REFERENCE ONLY.
 - OVERLAP 2 CRIMPS AS NEEDED WITHIN THE LENGTH BETWEEN THE INK STAMPED CRIMPING AREA.
 - THESE CATALOG NUMBERS CANNOT BE INSTALLED WITH U8CRT DIE.

TO ORDER BURNDY® PRODUCTS CALL		HYLUG™ (TWO HOLE CODE)	
UNITED STATES 1-800-346-4175 (LONDONDERRY, NH)		ITEM NO: N/A	CAT. NO: YA78C-2TC- (TABLE)
CANADA: 1-800-361-6975 (QUEBEC) 1-800-387-6487 (ALL OTHER PROVINCES)		DRAWN BY: R. BOISVERT 11/11/98	CHECKER: K. HENRY 12/03/98
FOR PRODUCT INFO: http://www.burndy.com		DSN APPVL: B. MACDONALD 12/02/98	MFG APPVL: N/A
		QA APPVL: S. GARY 11/30/98	MKT APPVL: B. HARDGROVE 11/25/98
		PROJ #: FPN1602130	SCALE: 4:1
		DOCUMENT TYPE: Sales	DRAWING NO: SE211915
		REL LEVEL: Released	SHEET 4 OF 36

REV: PEO200