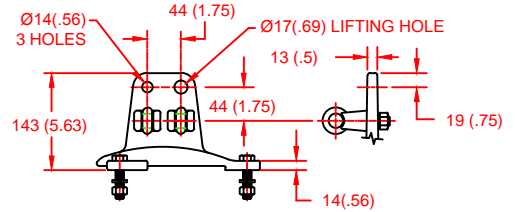
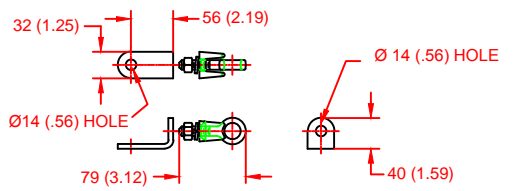


LINE TERMINAL DETAIL

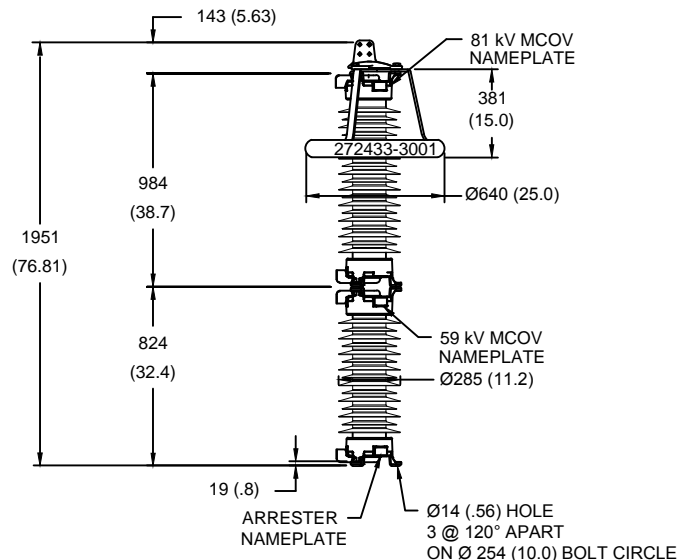


HDG 4-HOLE TERMINAL PAD, PART No. 901704001
 TWO HDG TERMINALS, PART No. 2714143001
 SUITABLE FOR COPPER OR ALUMINUM CONDUCTOR SIZE
 Ø 7 (.25) - Ø 21 (.81)
 25 - 240 sq mm
 AWG#4 - 500 MCM

GROUND TERMINAL DETAIL



HDG TERMINAL BRACKET, PART No. 896064001
 ONE HDG TERMINAL, PART No. 2714143001
 SUITABLE FOR COPPER OR ALUMINUM CONDUCTOR SIZE
 Ø 7 (.25) - Ø 21 (.81)
 25 - 240 sq mm
 AWG#4 - 500 MCM



Ø = DIAMETER
 HDG = HOT DIP GALVANIZED

| CHARACTERISTICS | |
|-------------------|---------------|
| RATED VOLTAGE | 172 kVrms |
| MCOV | 140 kVrms |
| MASS | 130kg (285lb) |
| CREEPAGE DISTANCE | 5010 (197.2) |
| LIGHTNING IMP W/S | 838 kV |
| SWITCHING IMP W/S | 724 kV |
| POWER FREQ W/S | 435 kVrms |
| TOV 1s | 204 kVrms |
| TOV 10s | 196 kVrms |
| COG ABOVE BASE | 989 (38.9) |
| HOUSING | GREY SILICONE |

| CANTILEVER FORCE | |
|-----------------------|-----------------|
| MAX CONTINUOUS (MDCL) | 2050 N (461lbf) |
| ULTIMATE | 4100 N (922lbf) |

| RECOMMENDED CLEARANCE (TO METAL PARTS) | |
|--|------------|
| PHASE TO GROUND | 793 (31.2) |
| PHASE TO PHASE | 910 (35.8) |

- NOTES:
 1. DIMENSIONS IN millimeters(inches) SUBJECT TO ±3% TOLERANCE
 2. CLEARANCE AND INSULATION W/S VOLTAGE APPLY AT SEA LEVEL
 3. ARRESTER SUITABLE FOR OPERATION AT ALTITUDES UP TO 3650m (12000ft)

| DISCHARGE VOLTAGE (kV) FOR INDICATED IMPULSE TYPES AND CURRENT MAGNITUDES | | | | | | | |
|---|-----------------|------------------------|------|------|-------|-------|-------|
| FRONT OF WAVE | SWITCHING SURGE | 8/20 LIGHTNING IMPULSE | | | | | |
| 10 kA | 1 kA | 1.5 kA | 3 kA | 5 kA | 10 kA | 20 kA | 40 kA |
| 441 | 344 | 360 | 374 | 387 | 406 | 434 | 477 |

IEEE C62.11
 STATION CLASS
 SURGE ARRESTER
 Program Revision
 2018.12.3.03.25.15
 REV DATE 04/14/11

CONFIDENTIAL: THIS DRAWING AND ITS CONTENTS ARE CONFIDENTIAL AND THE EXCLUSIVE PROPERTY OF HUBBELL POWER SYSTEMS. NO PUBLICATION, DISTRIBUTION OR COPIES MAY BE MADE WITHOUT THE WRITTEN CONSENT OF HUBBELL POWER SYSTEMS. HUBBELL POWER SYSTEMS UNPUBLISHED ALL RIGHTS RESERVED UNDER THE COPYRIGHT LAWS.

| | | | |
|--|-----------------------------|---|------------------------|
| TITLE SVN ARRESTER 140 KV MCOV | | | |
| SIZE S | DWG NO. 191054431 | CAT / PART / ASSY NO. SVN172GA140AA | REV 0 |
| DO NOT SCALE THIS DRAWING | DRN BY NON | DATE 04/14/11 | SHEET 1 OF 1 |

