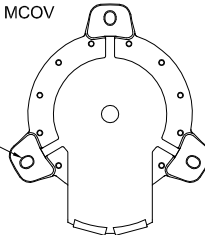
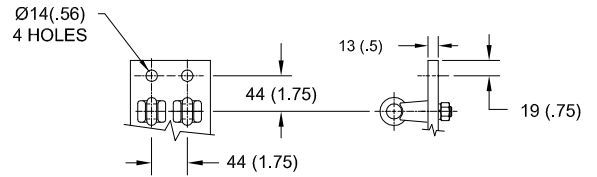


(3) 22.4 (0.88 in) X 28.4 (1.12 in) SLOTS
@ 120° ON 419.1 (16.5 in) B.C.

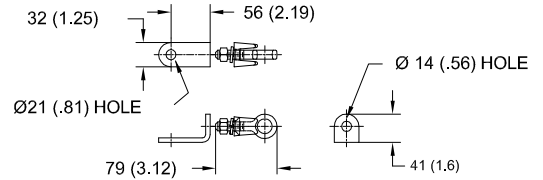


LINE TERMINAL DETAIL



HDG 4-HOLE TERMINAL PAD, PART No. 32A161036G01
TWO HDG TERMINALS, PART No. 2714143001
SUITABLE FOR Cu OR Al CONDUCTOR SIZE
Ø 7 (.25) - Ø 21 (.81) DIA
25 - 240 sq mm
AWG#4 - 500 MCM

GROUND TERMINAL DETAIL



HDG TERMINAL BRACKET, PART No. 719454001
ONE HDG TERMINAL, PART No. 2714143001
SUITABLE FOR Cu OR Al CONDUCTOR SIZE
Ø 7 (.25) - Ø 21 (.81) DIA
25 - 240 sq mm
AWG#4 - 500 MCM

CHARACTERISTICS

RATED VOLTAGE	396 kVrms
MCOV	318 kVrms
MASS	490 kg (1080.3lb)
CREEPAGE DISTANCE	11408 (449.1)
TOV 1s NO PRIOR DUTY	462 kVrms
TOV 10s NO PRIOR DUTY	442 kVrms
TOV 1s W/PRIOR DUTY	446 kVrms
TOV 10s W/PRIOR DUTY	422 kVrms
COG ABOVE BASE	2014 (79.3)
HOUSING	GREY SILICONE

CANTILEVER FORCE

MAX CONTINUOUS (MDCL)	5222 N (1174 lbf)
ULTIMATE	10444 N (2348 lbf)

RECOMMENDED CLEARANCE (TO METAL PARTS)

PHASE TO GROUND	1709 (67.3)
PHASE TO PHASE	1945 (76.6)

- NOTES:
1. DIMENSIONS IN millimeters(inches) SUBJECT TO ±3% TOLERANCE.
2. CLEARANCE AND INSULATION W/S VOLTAGE APPLY AT SEA LEVEL.
3. ARRESTER SUITABLE FOR OPERATION AT ALTITUDES UP TO 2850m (9000ft)
4. For seismic applications base mounting hardware should be 3/4-in Grade 8 nuts and bolts.
All other applications should be handled based on users discretion.

DISCHARGE VOLTAGE (kV) FOR INDICATED IMPULSE TYPES AND CURRENT MAGNITUDES

FRONT OF WAVE	SWITCHING SURGE	8/20 LIGHTNING IMPULSE					
		1.5 kA	3 kA	5 kA	10 kA	20 kA	40 kA
20kA	2 kA	768	795	820	859	911	975
970	774						

IEEE C62.11
STATION CLASS
SURGE ARRESTER

CONFIDENTIAL: THIS DRAWING AND ITS CONTENTS ARE CONFIDENTIAL AND THE EXCLUSIVE PROPERTY OF HUBBELL POWER SYSTEMS. NO PUBLICATION, DISTRIBUTION OR COPIES MAY BE MADE WITHOUT THE WRITTEN CONSENT OF HUBBELL POWER SYSTEMS. HUBBELL POWER SYSTEMS UNPUBLISHED ALL RIGHTS RESERVED UNDER THE COPYRIGHT LAWS.

TITLE

**SVNX ARRESTER
318 KV MCOV**

SIZE S	DWG NO. --	CAT / PART / ASSY NO. SVNX396GA318AA	REV 3
DO NOT SCALE THIS DRAWING	DRN BY SB	DATE 11/21/14	SHEET 1 OF 1

REV DATE
10/10/17



HUBBELL POWER SYSTEMS