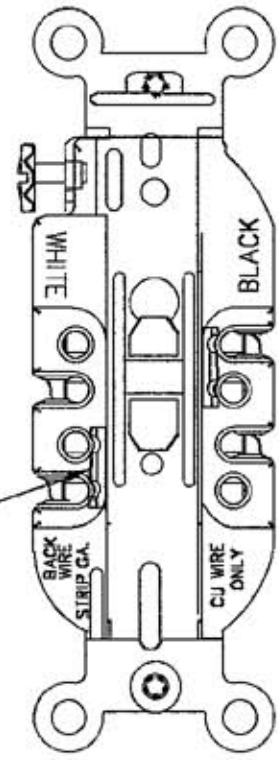
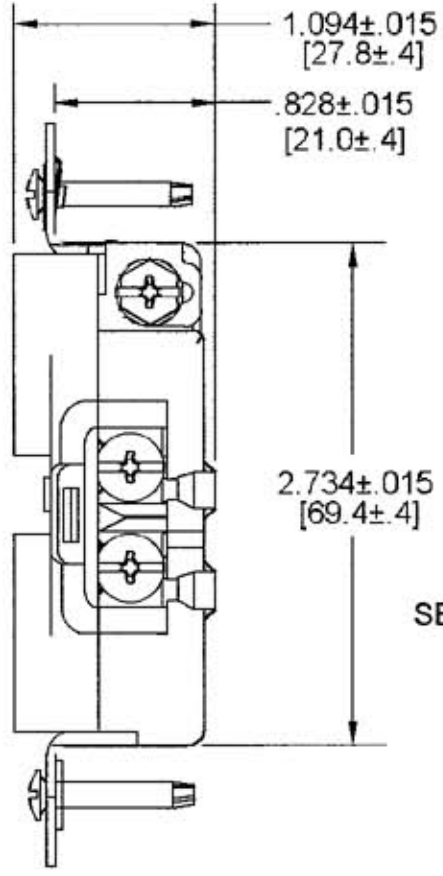
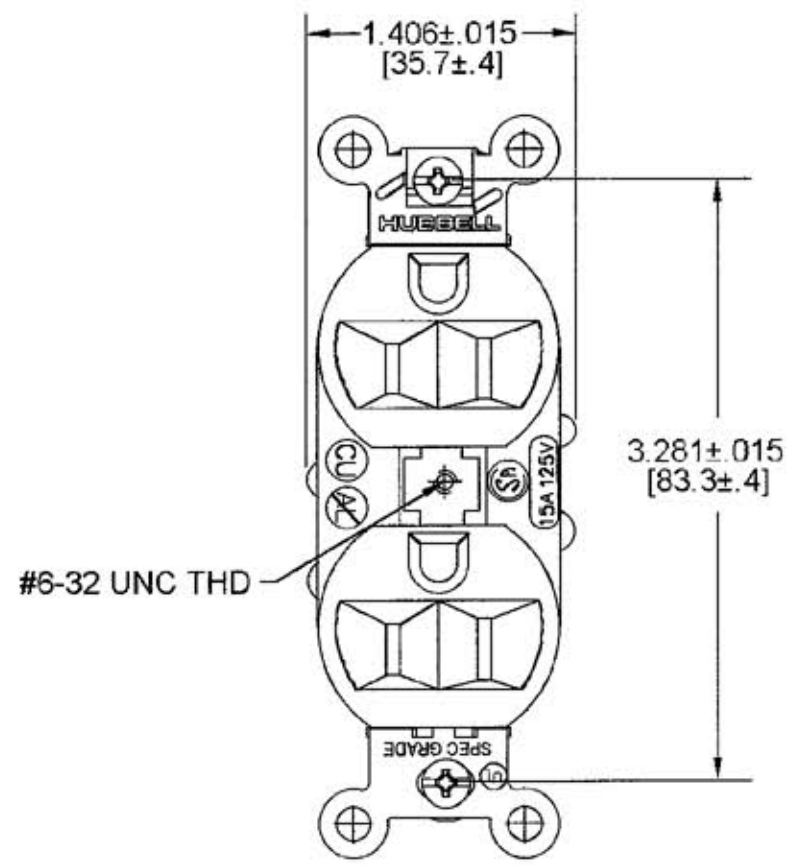




# M-10821 2



SEE NOTE 1

- NOTES: (UNLESS OTHERWISE SPECIFIED)
- 1) AFTER RECEPTACLE ASSEMBLY, BACK OUT SCREWS UNTIL WIRE CLAMPS CLEAR THE WIRE HOLES IN THE POSITIONS SHOWN.
  - 2) DIMENSIONS ARE INCHES [MILLIMETERS]
  - 3) ALL DEVICES ARE U.L. LISTED AND C.S.A. CERTIFIED.
  - 4) TERMINALS ACCOMODATE #14-#10 AWG COPPER WIRE ONLY.

* CATALOG NUMBERS										
ALMOND	BROWN	BLACK	GRAY	IVORY	WHITE	OFFICE WHITE	RED	LIGHT ALMOND	CONFIGURATION	RATING
5252AAL	5252AB	5252ABLK	5252AG	5252AI	5252AW	5252AOW	5252AR	5252ALA	 NEMA 5-15R	15A-125V
5352AAL	5352AB	5352ABLK	5352AG	5352AI	5352AW	5352AOW	5352AR	5352ALA	 NEMA 5-20R	20A-125V

DESCRIPTION	MATERIAL	FINISH
TOP	NYLON	*
BASE	NYLON	
CONT.SP.BIND.PLATE	.031 BRASS	
GR.CONTACT SPRING	.031 BRASS	
BRIDGE	.040 STEEL	ZINC PL.
GROUND SPRING	.031 SST.	
BINDING SCREWS	BRASS	
HEX. HD.GRD.SCREW	STEEL	GREEN
FLAT HD.MTG.SCR'S	STEEL	ZINC PL.
WASHER	FIBER	RED
CENTER FASTENER	STEEL	ZINC PL.

SYM	REVISIONS	APP	DATE
2	ADDED CAT. NOS. FOR WHITE, IVORY, GRAY, BLACK, BROWN & ALMOND PER DCN 14501 RCM	EM	1/17/08
1	RELEASED PER DCN #14408 JMN EM	EM	11/28/07

THE DESIGN AND DIMENSIONS OF THE PRODUCT SHOWN ON THIS DRAWING ARE SUBJECT TO CHANGE WITHOUT NOTICE

TITLE 3 WIRE GROUNDING STRAIGHT BLADE DUPLEX RECEPTACLE SIDE & BACK WIRING

TOLERANCES UNLESS OTHERWISE SPECIFIED	WIRING DEVICE-KELLEMS HUBBELL INCORPORATED BRIDGEPORT, CT			
FRACTIONS ±1/64	DR. BY JMN	APP. BY EM		
DECIMALS ±.005	TR. BY	SCALE NONE		
ANGLES ±2°	CHK'D BY EM	DATE 11/28/07		

DIMENSION SHEET FOR CAT. NO. SEE TABLE  
 REPAIRABLE  NON-REPAIRABLE   
 B  
 M-10821  
 2