

M-13878

1

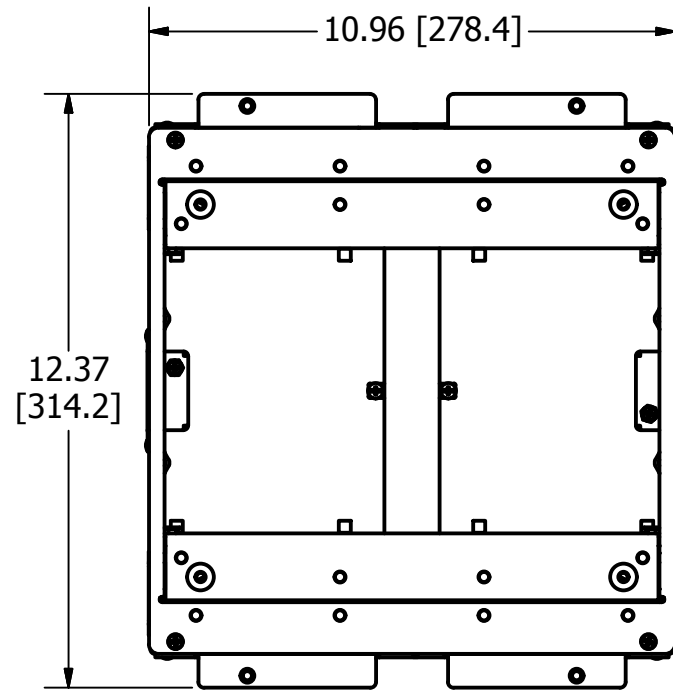
CONCENTRIC KNOCKOUTS **SEE NOTE 6

LOCATION	QUANTITY	TRADE SIZE
ENDS	1/END	1/2"
SIDES	2/SIDE	1", 1-1/4", 1-1/2", 2"
SIDES	2/SIDE	1/2", 3/4", 1", 1-1/4"
BOTTOM	4	1/2", 3/4", 1", 1-1/4"

LIST OF PARTS

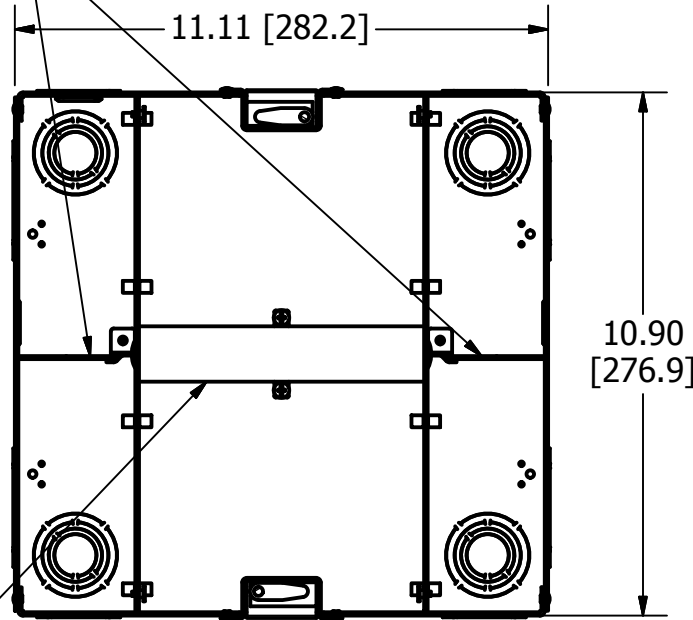
DESCRIPTION	MATERIAL	FINISH
BOX ASSEMBLY	16 GA. STEEL	ZINC
TOP MOUNTING ASSY	14 GA. STEEL	ZINC
GROUND WIRES	COPPER	
WIRING CHANNEL	16 GA. STEEL	ZINC
REMOVABLE DIVIDERS	16 GA. STEEL	ZINC
FASTENERS	STEEL	ZINC
FLUSH TEMP COVER	16 GA. STEEL	ZINC

DIMENSION SHEET FOR CAT. NO. AFB4G50, AFB4G50CHI

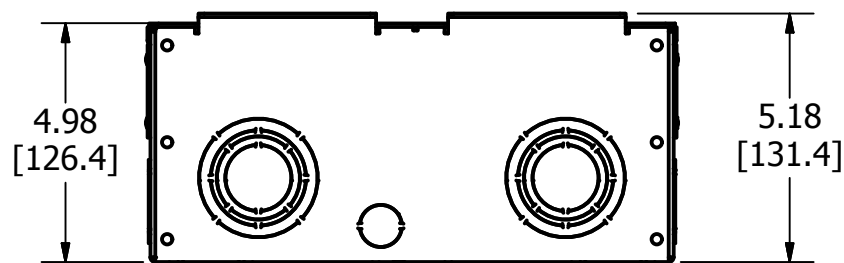


TOP VIEW
FLUSH TEMP COVER NOT SHOWN

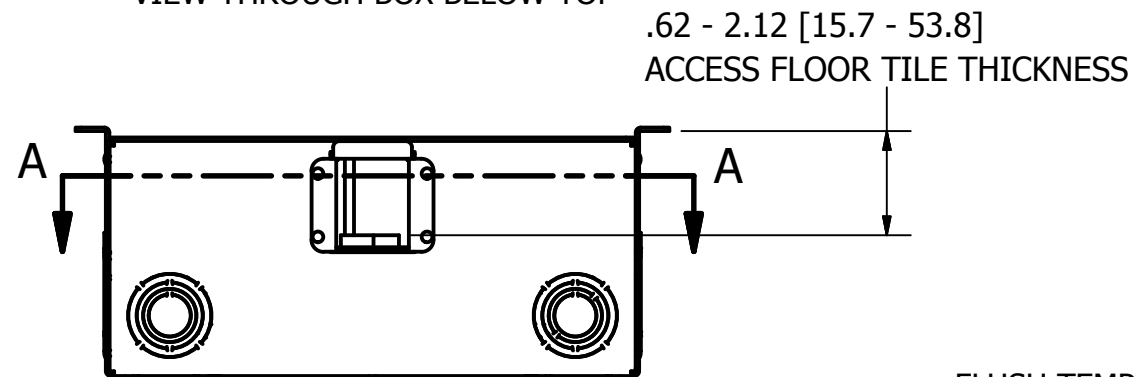
REMOVABLE DIVIDERS



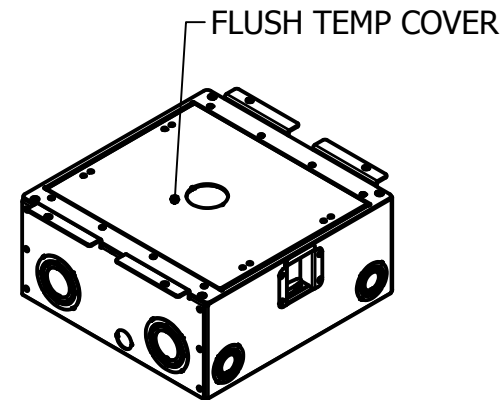
SECTION A-A
VIEW THROUGH BOX BELOW TOP



END VIEW



SIDE VIEW



ISOMETRIC

NOTES:

1. ALL DIMENSIONS ARE IN INCHES AND [MILLIMETERS].
2. PRODUCT IS cULus LISTED. COMPLIES WITH UL 514A.
3. EACH GANG SUPPLIED WITH 6" [152.4] 12 GA. AWG GROUND PIGTAIL.
4. WIRING CHAMBER VOLUMES (RECESSED COVER) : (4) 57.5 IN³ [942.3 CM³].
5. WIRING CHANNEL AREA: (2) .40 IN² [261 MM²].
6. CATALOG AFB4G50CHI SUPPLIED WITHOUT KNOCKOUTS.

CAGE CODE 74545

1	RELEASED PER DCN 23642	SBW	3/19/18
REV	DESCRIPTION	APP	DATE

THE DESIGN AND DIMENSIONS OF THE PRODUCT SHOWN ON THIS DRAWING ARE SUBJECT TO CHANGE WITHOUT NOTICE. DIMENSIONS ARE IN INCHES [mm].

TITLE
ACCESS FLOOR BOX, 4 GANG FOR RECTANGULAR COVER, DEEP



WIRING DEVICE-KELLEMS
HUBBELL INCORPORATED
SHELTON, CT

TOLERANCES UNLESS OTHERWISE SPECIFIED .XX = ± .01 .XXX = ± .005 ANGLE TOL. ±2'	DR. BY SBW	SCALE 1/4
	CHK. BY	DATE 3/5/2018

B

M-13878

1