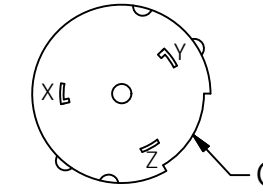
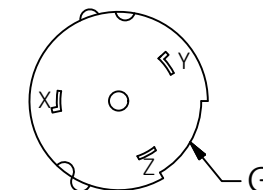
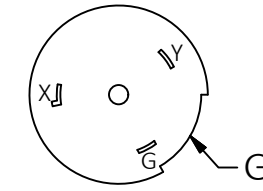
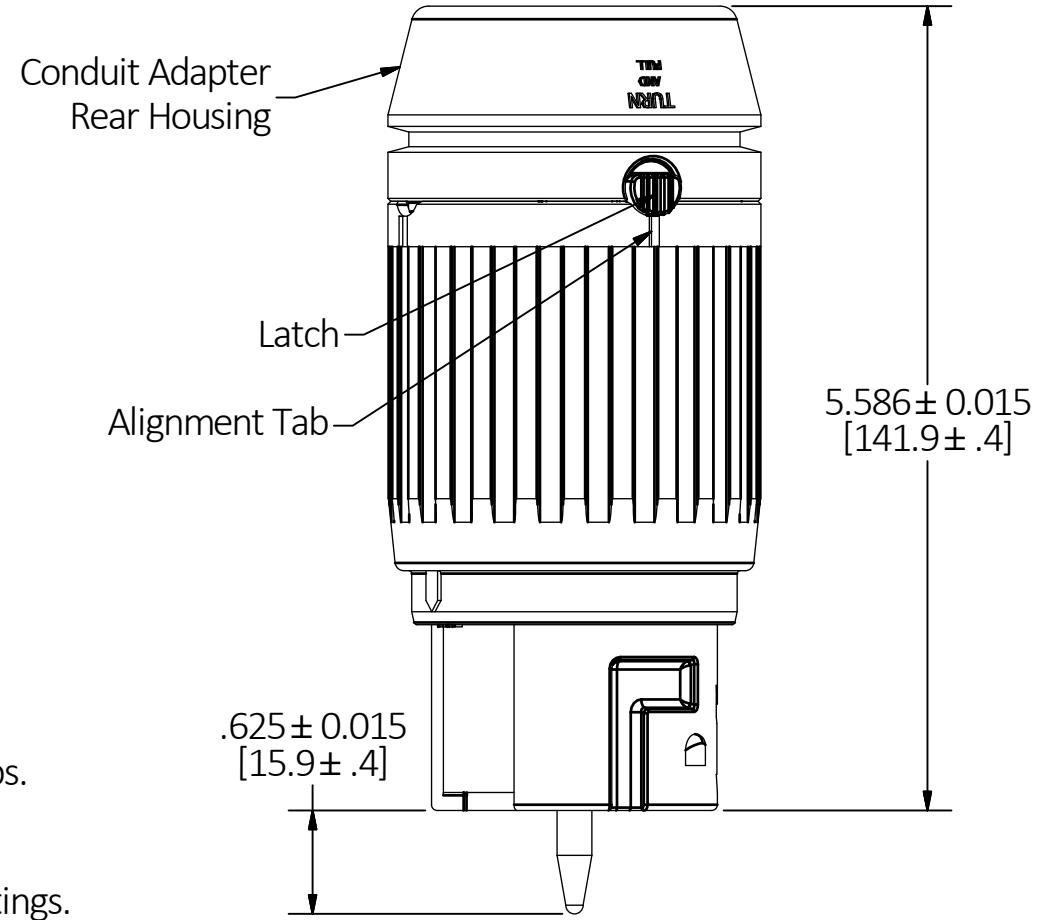
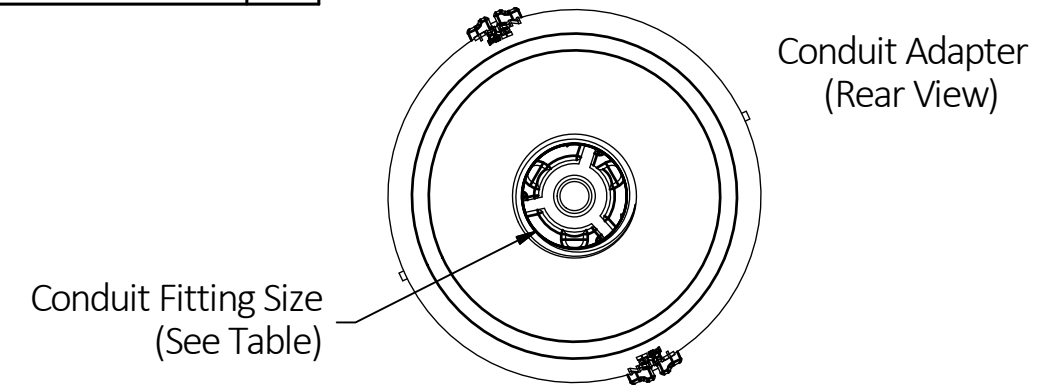
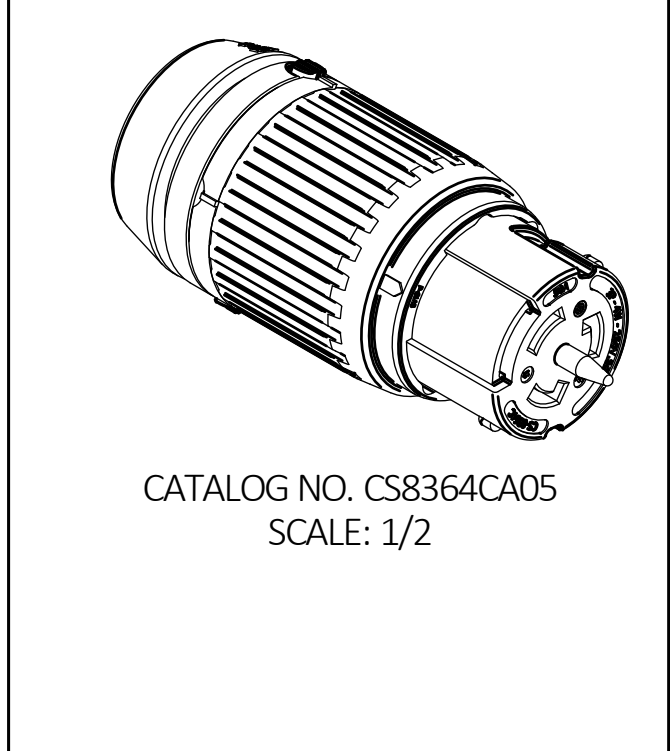


TABLE			
CAT. NO.	CONFIGURATION	RATING	CONDUIT FITTING SIZE
CS8364CA05		50A 250V 3 PHASE 3-POLE 4-WIRE	1/2" NPT
CS8364CA34		50A 250V 3 PHASE 3-POLE 4-WIRE	3/4" NPT
CS8364CA10		50A 250V 3 PHASE 3-POLE 4-WIRE	1" NPT

M-13699 2



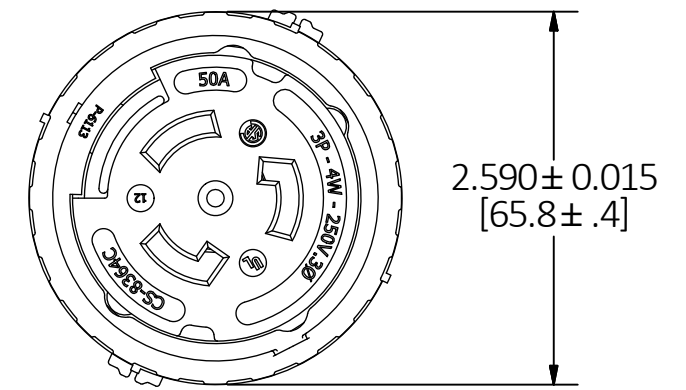
LIST OF PARTS		
DESCRIPTION	MATERIAL	FINISH
CONTACT NOSE	NYLON	
PIN-CS	STAINLESS STEEL	
HOLDER CONTACT	POLYESTER	
CONTACT SPRING	BRASS	
RIVET	BRASS	
BOX TERMINAL	COPPER	
TERMINAL SET SCREW	STAINLESS STEEL	
GROUND CONTACT	COPPER NICKEL	
RETAINER	POLYESTER	
ASSEMBLY RING	STAINLESS STEEL	
FRONT HOUSING	NYLON	
CONDUIT ADAPTER	NYLON	
LATCHES	NYLON	



- TO REPLACE CONDUIT HOUSINGS:
(For Conduit Adapter Cat. Nos. CS50CA05, CS50CA34, CS50CA10)
1. Turn both latches 180°.
 2. Remove the "old" adapter by unthreading.
 3. Install the "new" conduit adapter by threading until tight.
 4. Loosen new adapter slightly until the latches align with the alignment tabs.
 5. Turn both latches 180° to complete replacement.

*Hubbell recommends use with Hubbell metallic or non-metallic conduit fittings.

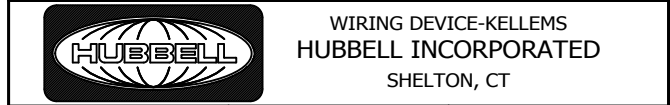
TORQUE TABLE FOR PIPE FITTINGS		
NPT SIZE	NON METALLIC PIPE FITTING	METALLIC PIPE FITTING
1/2" NPT	150 LB-IN (17 N•m)	300 LB-IN (34 N•m)
3/4" NPT	250 LB-IN (28 N•m)	500 LB-IN (56 N•m)
1" NPT	350 LB-IN (39 N•m)	700 LB-IN (78 N•m)



2	ADDED TORQUE VALUES FOR PIPE FITTINGS PER DCN 24071	WHD	5/4/18
1	RELEASED FOR PRODUCTION PER DCN #21662		06/21/2017
REV	DESCRIPTION	APP	DATE

THE DESIGN AND DIMENSIONS OF THE PRODUCT SHOWN ON THIS DRAWING ARE SUBJECT TO CHANGE WITHOUT NOTICE. DIMENSIONS ARE IN INCHES [mm].

TITLE
50A TWIST-LOCK CONNECTORS 4 WIRE WITH NPT CONDUIT ADAPTER



TOLERANCES UNLESS OTHERWISE SPECIFIED .XX = ± .01 .XXX = ± .005 ANGLE TOL. ±2'	DR. BY A Di Vita	SCALE 3 / 4
	CHK. BY B Dietz	DATE 06/21/2017