# M-13585 | 1

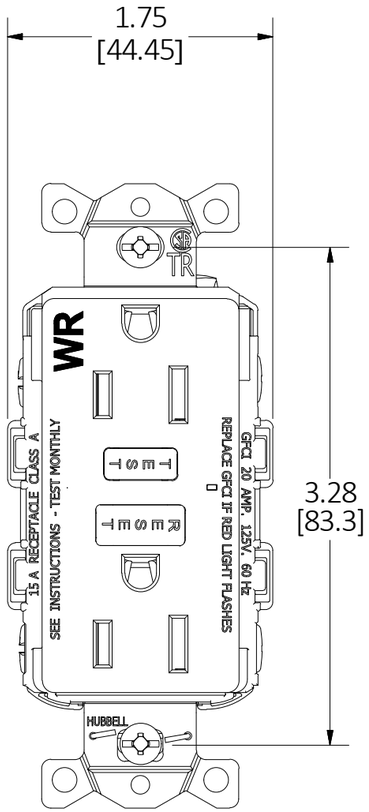


TYPICAL 15A DEVICE

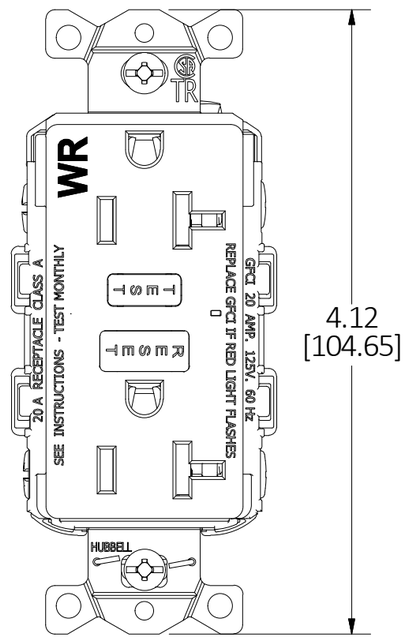


TYPICAL 20A DEVICE

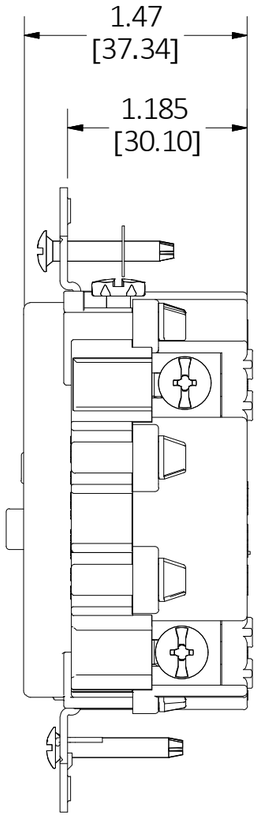


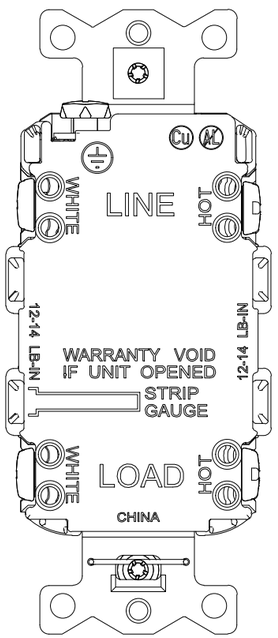


BACK MARKINGS
TYPICAL

| HUBBELL PRO GFCI: 15A TRWR & 20A TRWR & TRWR MID SIZE WALL PLATE | | | | | | | |
|---|---|---|---|---|---|---|---|
| BROWN | IVORY | WHITE | GRAY | BLACK | RED | LT ALMOND | RATINGS |
| GFTW15 | GFTW15I | GFTW15W | GFTW15GY | GFTW15BK | GFTW15R | GFTW15LA | 15A, 125V |
| GFTW20 | GFTW20I | GFTW20W | GFTW20GY | GFTW20BK | GFTW20R | GFTW20LA | 20A, 125V |
| GFTW153 | GFTW15I3 | GFTW15W3 | GFTW15GY3 | GFTW15BK3 | GFTW15R3 | GFTW15LA3 | 15A, 125V |
| GFTW203 | GFTW20I3 | GFTW20W3 | GFTW20GY3 | GFTW20BK3 | GFTW20R3 | GFTW20LA3 | 20A, 125V |
| | GFTW15IMP | GFTW15WMP | | | | GFTW15LAMP | 15A, 125V |
| | GFTW20IMP | GFTW20WMP | | | | GFTW20LAMP | 20A, 125V |

CAGE CODE 74545

| LIST OF PARTS | | |
|---|---|---|
| DESCRIPTION | MATERIAL | FINISH |
| FACE | ZYTEL 101F | |
| BRIDGE | STEEL | GALVANIZED |
| CONTACTS | BRASS | |
| FACE CONTACTS | BRASS | |
| CLAMP PLATES | STEEL | NICKEL PLATED |
| BASE | ZYTEL 101F | |
| MOUNTING SCREWS | STAINLESS STEEL | |
| HOT BINDING SCREWS | STAINLESS STEEL | |
| NEUTRAL BINDING SCREWS | STAINLESS STEEL | |
| | | |
| | | |
| | | |
| | | |
| | | |
| | | |

| REV | DESCRIPTION | APP | DATE |
|---|---|---|---|
| 1 | INITIAL RELEASE PER DCN22636 | Kp | 10/3/2016 |

THE DESIGN AND DIMENSIONS OF THE PRODUCT SHOWN ON THIS DRAWING ARE SUBJECT TO CHANGE WITHOUT NOTICE. DIMENSIONS ARE IN INCHES [mm].

TITLE

HUBBELL PRO SELF TEST TRWR GFCI

WIRING DEVICE-KELLEMS
HUBBELL INCORPORATED
SHELTON, CT

TOLERANCES UNLESS OTHERWISE SPECIFIED
.XX = ± .01
.XXX= ± .005
ANGLE TOL. ±2˚

| DR. BY | Kpadro | SCALE | 1 : 1 |
|---|---|---|---|
| CHK. BY | Kp | DATE | 10/03/2016 |

DIMENSION SHEET FOR CAT. NO.

B

M-13585

1