M-12751 | 1

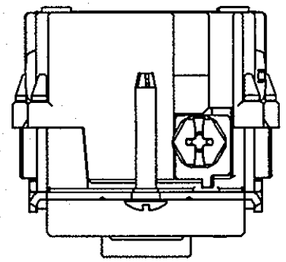

15A DEVICE

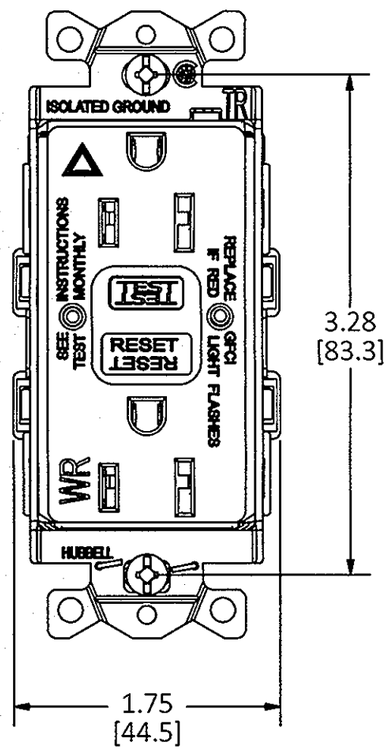

20A DEVICE

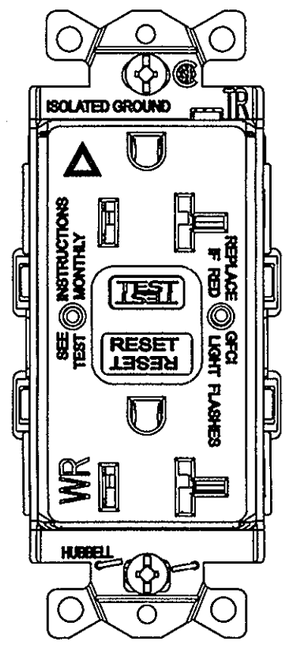

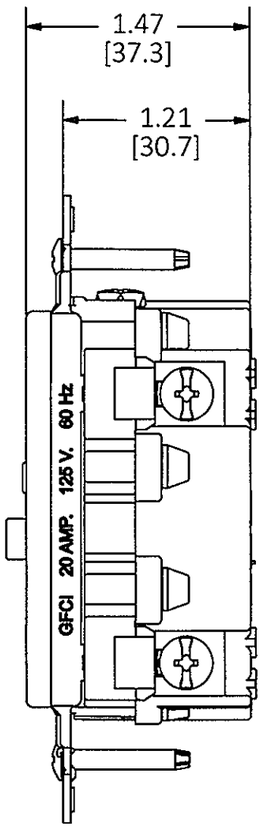

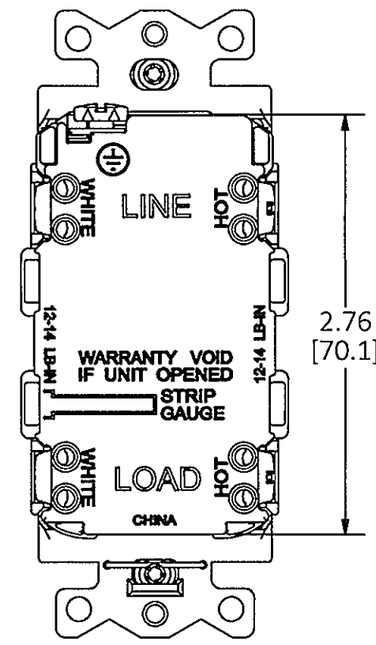

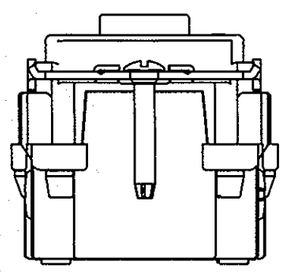

ISOLATED GROUND SELF TEST B GFR TR WR		
COLOR	15A DEVICE	20A DEVICE
BROWN	GFTWRST15IG	GFTWRST20IG
IVORY	GFTWRST15IIG	GFTWRST20IIG
WHITE	GFTWRST15WIG	GFTWRST20WIG
GRAY	GFTWRST15GYIG	GFTWRST20GYIG
BLACK	GFTWRST15BKIG	GFTWRST20BKIG
RED	GFTWRST15RIG	GFTWRST20RIG
ALMOND	GFTWRST15ALIG	GFTWRST20ALIG
LT.ALMOND	GFTWRST15LAIG	GFTWRST20LAIG
ORANGE	GFTWRST15ORIG	GFTWRST20ORIG
RATING	15A, 125V	20A, 125V

CAGE CODE 74545

LIST OF PARTS		
DESCRIPTION	MATERIAL	FINISH
COVER	ZYTEL 101F	
BASE	ZYTEL 101F	
BRIDGE	STEEL	GALVANIZED
TERMINAL	BRASS	
SCREW	SS	
MOUNTING SCREW	SS	

DJR 5/18/16

REV	DESCRIPTION	APP	DATE
1	INITIAL RELEASE PER DCN 22098.	DJR	5/18/2016

THE DESIGN AND DIMENSIONS OF THE PRODUCT SHOWN ON THIS DRAWING ARE SUBJECT TO CHANGE WITHOUT NOTICE. DIMENSIONS ARE IN INCHES [mm].

TITLE

CUST DWG IG GFR TR WR 15 / 20 AMP

WIRING DEVICE-KELLEMS
HUBBELL INCORPORATED
SHELTON, CT

TOLERANCES UNLESS OTHERWISE SPECIFIED
.XX = ± .01
.XXX= ± .005
ANGLE TOL. ±2°

DR. BY	DJR	SCALE	1 : 1
CHK. BY	KP	DATE	5/12/2016

DIMENSION SHEET FOR CAT. NO.

B

M-12751

1