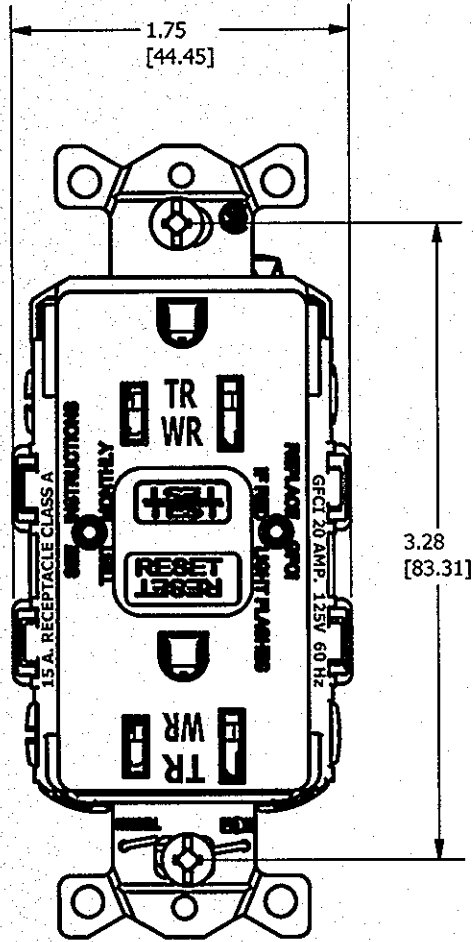
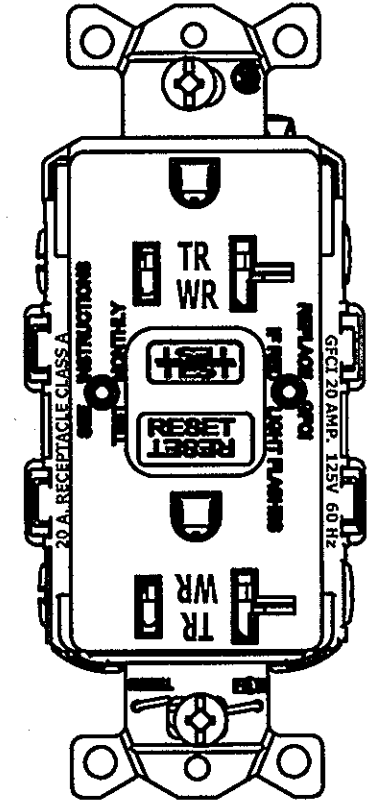


M-12818

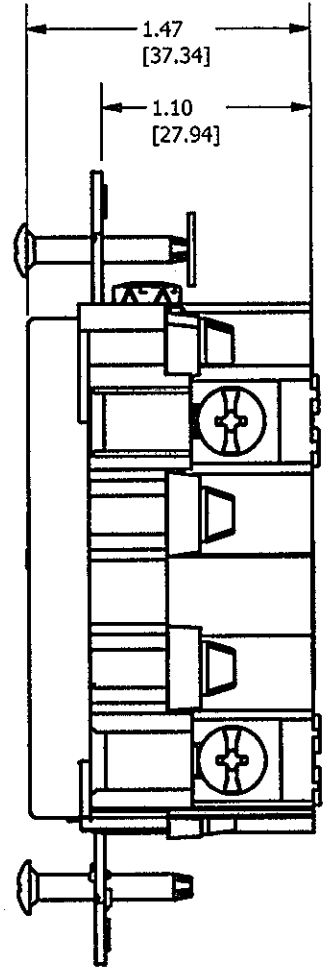
1



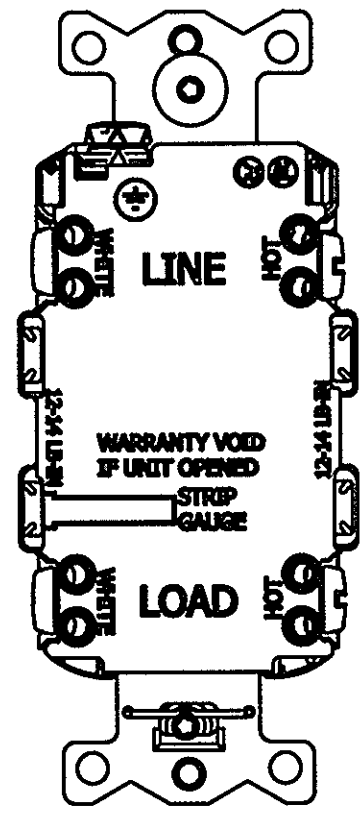
TYPICAL 15A DEVICE



TYPICAL 20A DEVICE



(RANDOM UNIT CONFIGURATION SHOWN. SEE BOM FOR UNIT DETAIL & OTHER VARIATION)



BACK MARKINGS TYPICAL

GFCI SELF TEST B TRWR / HG MADE IN USA.								
BROWN	IVORY	WHITE	GRAY	BLACK	RED	ALMOND	LT. ALMOND	RATINGS
GFTWRST15U	GFTWRST15IU	GFTWRST15WU	GFTWRST15GYU	GFTWRST15BKU	GFTWRST15RU	GFTWRST15ALU	GFTWRST15LAU	15A, 125V
GFTWRST20U	GFTWRST20IU	GFTWRST20WU	GFTWRST20GYU	GFTWRST20BKU	GFTWRST20RU	GFTWRST20ALU	GFTWRST20LAU	20A, 125V
GFTWRST82U	GFTWRST82IU	GFTWRST82WU	GFTWRST82GYU	GFTWRST82BKU	GFTWRST82RU	GFTWRST82ALU	GFTWRST82LAU	15A, 125V
GFTWRST83U	GFTWRST83IU	GFTWRST83WU	GFTWRST83GYU	GFTWRST83BKU	GFTWRST83RU	GFTWRST83ALU	GFTWRST83LAU	20A, 125V

LIST OF PARTS		
DESCRIPTION	MATERIAL	FINISH
FACE	NYLON	
BRIDGE	STEEL	GALVANIZED
BRIDGE	BRASS	
CONTACTS	AG - SN02	
FACE CONTACT	BRASS CDA 688	
CLAMP PLATES	BRASS	
BASE	NYLON	
MOUNTING SCREWS	STAINLESS STEEL	ZINC PLATE
BINDING SCREWS	STAINLESS STEEL	ZN & BRASS PLT

DIMENSION SHEET FOR CAT. NO.

REPAIRABLE

NON-REPAIRABLE

*Xp*  
2-12-2015

1	INITIAL RELEASE PER DCN 20202	TFH	11-24-14
SYM	DESCRIPTION	APPRO	DATE

THE DESIGN AND DIMENSIONS OF THE PRODUCT SHOWN ON THIS DRAWING ARE SUBJECT TO CHANGE WITHOUT NOTICE

TITLE  
**CUSTOMER DWG. GFCI SELF TEST B TR - WR - FS & HG. MADE IN USA**

TOLERANCES UNLESS OTHERWISE SPECIFIED FRACTIONS ±1/64 DECIMALS ±.005 ANGLES ±2'	WIRING DEVICE-KELLEMS HUBBELL INCORPORATED SHELTON, CT	
	DR. BY thowlett	APP. BY
	TR. BY TFH	SCALE 1:1
	CHK'D BY	DATE 11/25/2014

**B**

**M-12818**

**1**