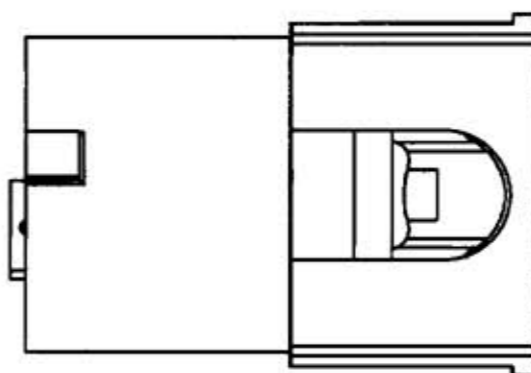
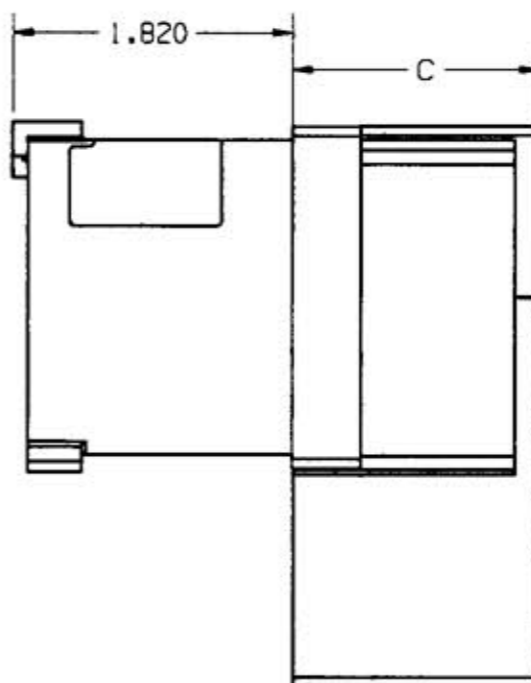
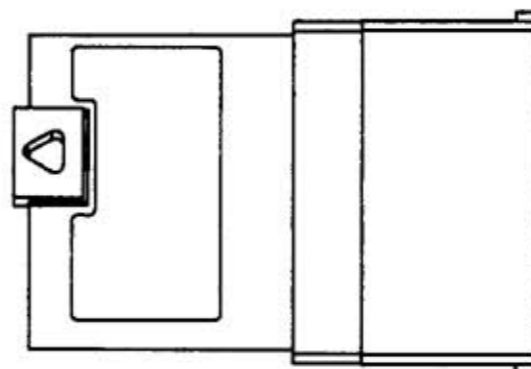
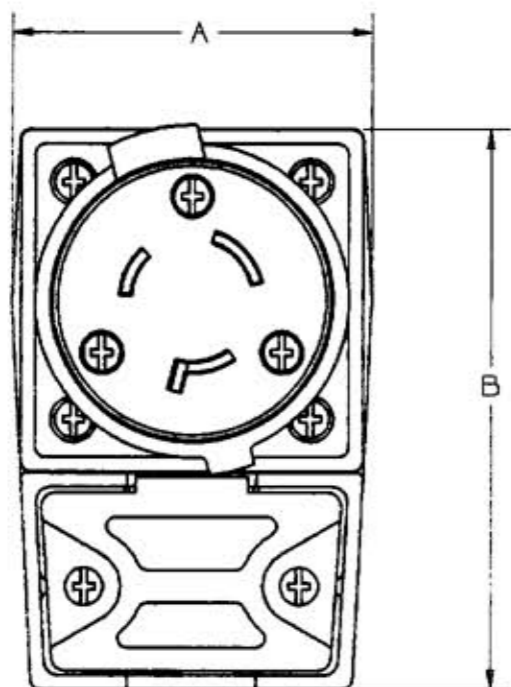


M-7392 01



CATALOG NUMBER	RATING	NEMA NUMBER	DIMENSIONS			CORD CLAMP CAPACITY
			A	B	C	
HBL2311SA	20AMP 125V	L5	2.34	3.64	1.70	16/3 TYPE S THRU 10/3 TYPES S, SJ DIA. .385 - .072 IN
HBL2321SA	20AMP 250V	L6				
HBL2621SA	30AMP 250V	L6				
HBL2411SA	20AMP 125/250V	L14	2.73	4.34	1.87	14/4 TYPE S THRU 8/5 TYPE S DIA. .560-1.15 IN.
HBL2511SA	20AMP 120/208V 3Ø Y	L21				
HBL2721SA	30AMP 250V 3Ø	L15				

LIST OF PARTS		
DESCRIPTION	MATERIAL	FINISH
COVER	ZYTEL	BLACK
ADAPTER	ZYTEL	WHITE
CORD CLAMP	ZYTEL	BLACK
SHROUD	VALOX	WHITE
#8 SCREWS	STEEL	ZINC
#6 SCREWS	ST STL	
INT ASSY		
BLADE HOLDER	ZYTEL	NATURAL
RETAINER	POLYCARB	CLEAR
BLADES	BRASS	
TERM SCREWS	BRASS	VARIABLES
TERM CLAMPS	STEEL	NICKEL
#4 SCREW	STEEL	NICKEL

NOTES: UNLESS OTHERWISE SPECIFIED

1. ALL SCREWS ARE COMBINATION PHILLIPS/SLOTTED HEAD
2. ALL TERMINAL SCREWS AND CLAMPS HAVE #10-32 THREADS
3. FINISH ON TERMINAL SCREWS IS AS FOLLOWS:
 BRIGHT BRASS: LINE(S)
 NICKEL PLATE: NEUTRAL
 GREEN: GROUND
 BLACK: LINE(S)

!	RELEASED FOR PRODUCTION PER DCN #3877. DJG <i>PJT</i>	2-1-96
SYM	REVISIONS	APP DATE

THE DESIGN AND DIMENSIONS OF THE PRODUCT SHOWN ON THIS DRAWING ARE SUBJECT TO CHANGE WITHOUT NOTICE

TITLE
CUSTOMER DRAWING FOR ANGLED SAFETY-SHROUD™ TWIST-LOCK® PLUGS

TOLERANCES UNLESS OTHERWISE SPECIFIED FRACTIONS ± 1/64 DECIMALS ± .005 ANGLES ± 2°	WIRING DEVICE DIVISION HUBBELL, INCORPORATED BRIDGEPORT, CT	
	DR. BY PJT	APP. BY <i>TRSS</i>
	TR. BY	SCALE 1:1
	CHK'D BY <i>TRSS</i>	DATE 12-21-95