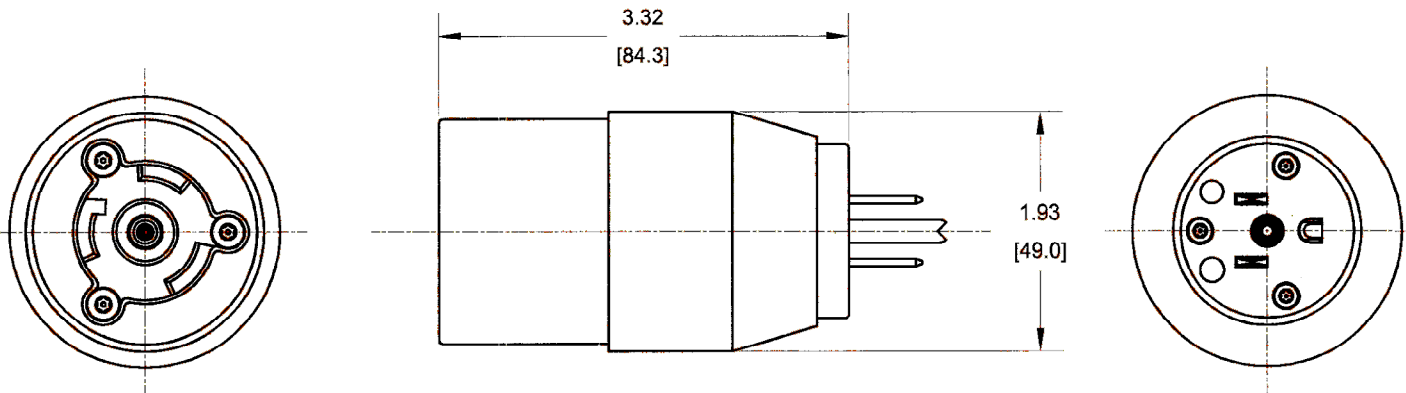










M-5874 1



| ADAPTER<br>CAT. NUMBER | SLOT END   |          | BLADE END   |          |
|------------------------|--|----------|---|----------|
|                        | CONFIGURATION  | RATING   | CONFIGURATION   | RATING   |
| HBL2128                | NEMA      | 20A 125V | NEMA     | 15A 125V |
| HBL21CM28              | L5-20R   |          | 5-15P   |          |
| HBL31CM28              | NEMA     | 30A 125V | NEMA    | 15A 125V |
|                        | L5-30R  |          | 5-15P  |          |

NOTES: (UNLESS OTHERWISE SPECIFIED):

1) DIMENSIONS ARE: INCHES  
[MM]

2) XX TOLERANCE TO BE ±.03 [0.76]

LIST OF PARTS

| DESCRIPTION             | MATERIAL | FINISH       |
|-------------------------|----------|--------------|
| SPACER                  | NYLON    | NATURAL      |
| LEAD WIRES              |          |              |
| RETAINERS               | LEXAN    | CLEAR        |
| WIRE CLAMPS             | C.R.S.   | NICKEL PLATE |
| BIND. PLATE CONT. SPRG  | BRASS    |              |
| INNER SPRING            | BRASS    |              |
| BINDING SCREWS          | BRASS    |              |
| GR. HEX HD. BIND. SCR'S | BRASS    | GREEN        |
| BLADES                  | BRASS    |              |
| BODY                    | NYLON    | NATURAL      |
| BLADE HOLDER            | NYLON    | NATURAL      |

NOTE:  
ON "CM" DEVICES, STEEL PARTS ARE MADE OF BRASS  
OR STAINLESS STEEL AND ALL BRASS PARTS ARE  
.0003 NICKEL PLATED.

|   |  |     |         |
|---|--|-----|---------|
| 1 | REDRAWN ON CAD ON UPDATED<br>FORMAT. ADDED NOTES 1 & 2,<br>DUAL DIM'S. AND "HBL" TO CAT.<br>NO.'S REMOVED ALL 2200 SERIES<br>CAT. NO.'S PLUS CAT. NO.<br>3128. TAMPER RESISTANT TORX<br>HEAD SCREWS WERE STRAIGHT<br>BLADE. "SEE TABLE" WAS "SEE<br>CHART". IN LIST OF PARTS, WIRE<br>CLAMPS WERE ZINC PLATED,<br>BINDING PLATE CONTACT SPRING<br>AND INNER SPRING WERE<br>BRONZE, AND GREEN FINISH<br>MOVED FROM BINDING SCREWS<br>TO HEX HEAD BINDING SCREW.<br>SUPERSEDES DRAWING DATED<br>2/25/76 PER DCN # 13365. JMN | DJP | 11/9/06 |
|---|--|-----|---------|

| SYM | REVISIONS | APP | DATE |
|-----|-----------|-----|------|
|-----|-----------|-----|------|

THE DESIGN AND DIMENSIONS OF THE  
PRODUCT SHOWN ON THIS DRAWING ARE  
SUBJECT TO CHANGE WITHOUT NOTICE

TITLE  
ADAPTERS

|   |   |              |
|---|---|--------------|
| TOLERANCES UNLESS<br>OTHERWISE SPECIFIED<br>FRACTIONS 1/16<br>DECIMALS ±.005<br>ANGLES ±.2° | WIRING DEVICE—KELLEMS<br>HUBBELL INCORPORATED<br>BRIDGEPORT, CT |              |
|   | DR. BY C/JG   | APP. BY DJP  |
|   | TR. BY JMN  | SCALE FULL   |
|   | CHK'D BY DJP  | DATE 11/9/06 |