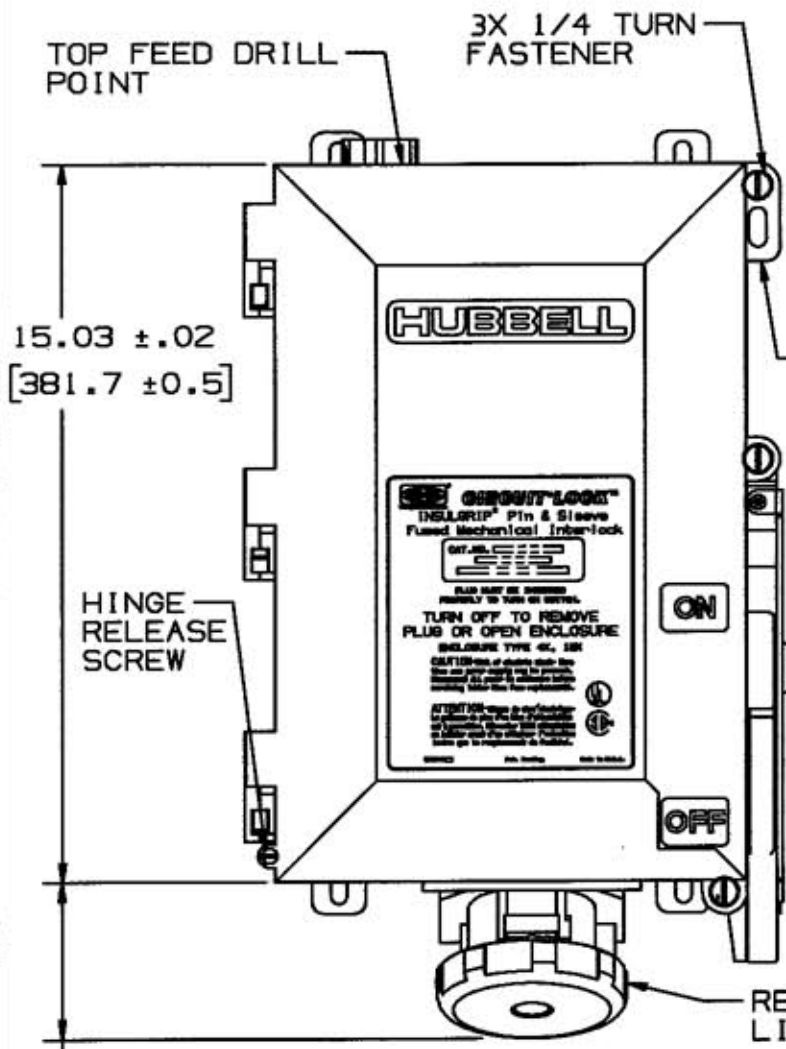


M-9195 4



15.03 ± .02
[381.7 ± 0.5]

4.00 30A
[101.6]
5.00 60A
[127]

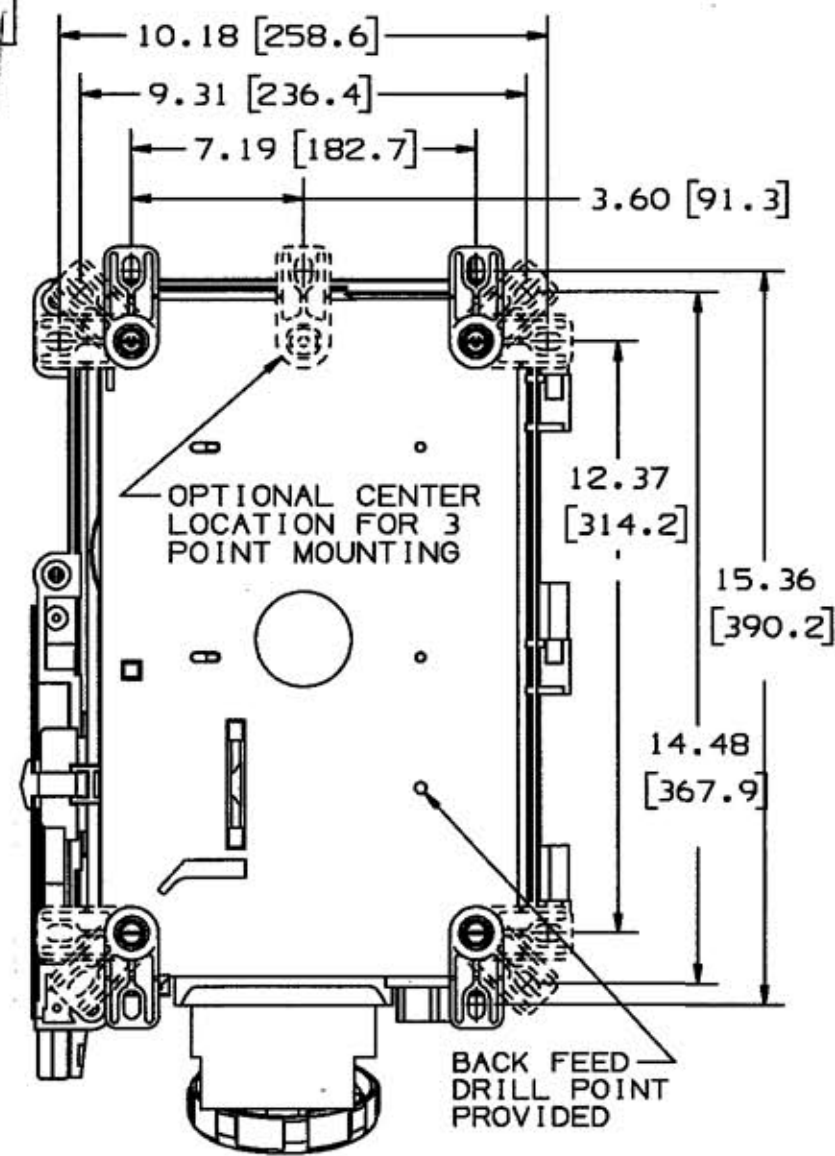
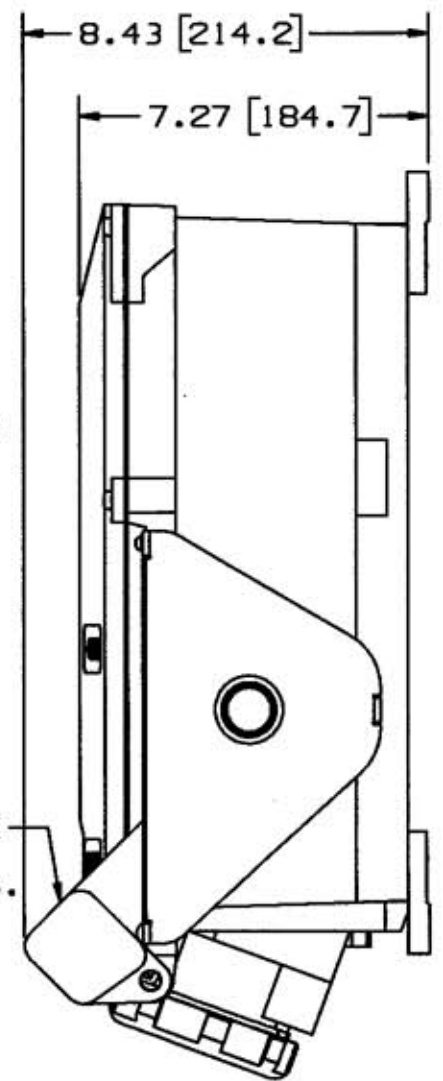
BOTTOM FEED
DRILL POINT
PROVIDED

4X MOUNTING FEET ADJUST IN ANY OF 1 OF 3 POSITIONS. SLOTS WILL ACCEPT UP TO 5/16" OR 8mm SCREWS (NOT PROVIDED).

LOCKABLE ENCLOSURE COVER

LOCKABLE HANDLE (OFF POS. ONLY)

RECEPTACLE LID



CAT. NOs.	AMPS	RATING	P&S PLUG CAT. NO.	POLES	WIRES	STYLE
HBL430MIS2W	30	250VDC/600VAC	HBL430PS2W	3	4	2
HBL430MIFS2W	30	250VDC/600VAC	HBL430PS2W	3	4	2
HBL460MIS2W	60	250VDC/600VAC	HBL460PS2W	3	4	2
HBL460MIFS2W	60	250VDC/600VAC	HBL460PS2W	3	4	2

NOTES: UNLESS OTHERWISE SPECIFIED

- ENCLOSURE TYPE OUTDOOR/ INDOOR (4X WATER TIGHT, IP66, CORROSION RESISTANT) AND INSIDE (12K DUST TIGHT)
- UL LISTED AND CSA CERTIFIED
- FUSE TYPE: UL LISTED CLASS J, CSA CERTIFIED HRC1-J
- OPERATING TEMPERATURE: -104°F [-40°C] TO 140°F [60°C]
- FLAMMABILITY RATING: UL94-5VA + V0 CLASSIFICATION
- ALL DIMENSIONS- INCHES [mm] ± .05 [1.3]
- CONDUIT HUB PROVIDED, 30A- 1" NPT, 60A- 1 1/4" NPT
- WIRE CAPACITY: 30A #14 - #8 AWG, 60A #14 - #4 AWG

LIST OF PARTS

DESCRIPTION	MATERIAL	FINISH
ALL EXTERNAL PLASTIC PARTS	UV STABILIZED POLYESTER BLEND	
ALL EXTERNAL SCREWS	STAINLESS STEEL	
THREADED HUB	DIE CAST ZINC	

60A HORSEPOWER RATINGS

	3 PHASE A.C.		1 PHASE A.C.	
	STD	MAX	STD	MAX
200-240V	7.5	15.0	120V	1.5 3.0
480V	15.0	30.0	240V	3.0 10.0
600V	15.0	50.0		

30A HORSEPOWER RATINGS

	3 PHASE A.C.		1 PHASE A.C.	
	STD	MAX	STD	MAX
200-240V	3.0	7.5	120V	0.5 2.0
480V	5.0	15.0	240V	1.5 3.0
600V	7.5	20.0		

SYM	REVISIONS	APP	DATE
5	30A MAX WIRE WAS #18 AWG DCN#11587	RDK	4/2/04
4	30A HORSEPOWER RATING UPDATED DCN#11439	RDK	1/15/04
3	IP RATING WAS IP67, OPERATING TEMP MAX WAS 140°F [73°C] PER DCN#11375	RDK	12/5/03
2	ADDED H/P RATING TBL., ADDED NOTES 7 & 8, DELETED BOTTOM FEED CONDUIT FROM PICTURE, ADDED TOP FEED DRILL POINT, REVISED BACK AND BOTTOM FEED NOTES PER DCN#11283	RDK	10/17/03
1	RELEASED PER DCN# 11003	RDK	7/29/03

THE DESIGN AND DIMENSIONS OF THE PRODUCT SHOWN ON THIS DRAWING ARE SUBJECT TO CHANGE WITHOUT NOTICE

TITLE DIMENSION SHEET FOR 30 & 60 AMP FUSED & UNFUSED MECHANICAL INTERLOCK

TOLERANCES UNLESS OTHERWISE SPECIFIED FRACTIONS ± 1/64 DECIMALS ± .005 ANGLES ± 2°	WIRING DEVICE DIVISION HUBBELL, INCORPORATED BRIDGEPORT, CT	
	DR. BY PJT	APP. BY RDK
	TR. BY	SCALE 1:4
	CHK'D BY RDK	DATE 7/29/03

DIMENSION SHEET FOR CAT. NO. M-9195
 SEE TABLE
 REPAIRABLE
 NON-REPAIRABLE
 B
 M-9195
 5