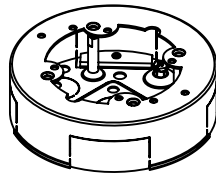
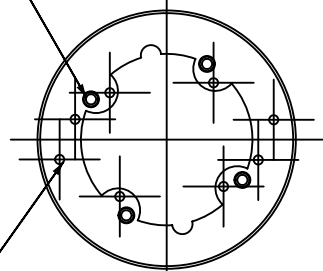


M-10613 2

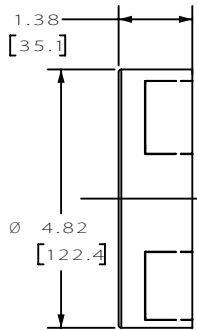


(4) COVER MOUNTING SCREWS PROVIDED (NOT SHOWN)



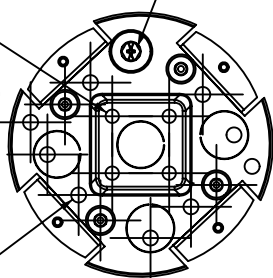
MOUNTING SCREW CENTERS FOR 2.75 [70 MM], 3.50 [89 MM], & 4.06 [103 MM]

FIXTURE BOX COVER



#10-32 GROUND SCREW

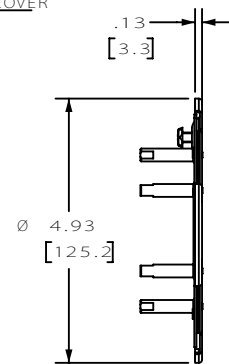
4X Ø .25 [6.4] MOUNTING HOLES



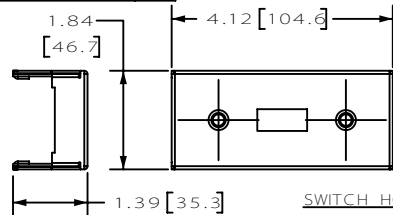
9X Ø .28 [7.1] MOUNTING HOLES

FIXTURE BOX BASE

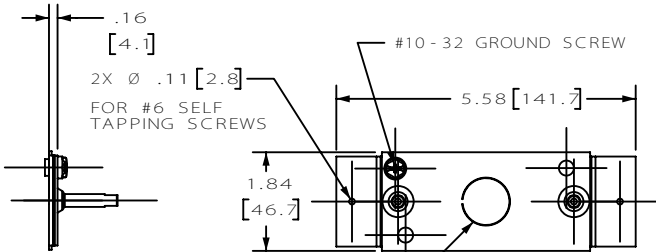
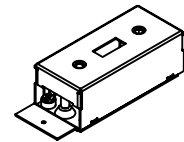
ROUND FIXTURE BOX CAT. NO. HBLALU2038



DIMENSIONS IN INCHES AND [MM]

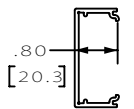
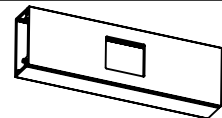


SWITCH HOUSING COVER

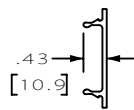


SWITCH HOUSING BASE

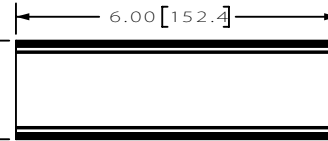
IN LINE SWITCH FITTING CAT. NO. HBLALU2040A (SWITCH NOT PROVIDED)



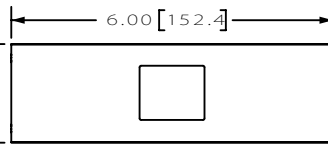
HOUSING BASE



HOUSING COVER



IN LINE RECEPTACLE FITTING CAT. NO. HBLALU2043 (RECEPTACLE NOT PROVIDED)



LIST OF PARTS

DESCRIPTION	MATERIAL	FINISH
FIXTURE COVER	ALUMINUM	SATIN ANODIZE
FIXTURE BASE	STEEL	GALVANIZED
SWITCH FITTING	ALUMINUM	SATIN ANODIZE
SWITCH FITTING BASE	ALUMINUM	SATIN ANODIZE
RECEPT. HSG. COVER	ALUMINUM	SATIN ANODIZE
RECEPT. HSG. BASE	ALUMINUM	SATIN ANODIZE

SYM	REVISIONS	APP	DATE
2	CHANGED IN LINE RECEPT. FITTING COVER .43" DIMENSION WAS .25" DCN14964	SRE SM	6/20/08
1	RELEASED PER DCN13903	SRE APP	4/3/07

THE DESIGN AND DIMENSIONS OF THE PRODUCT SHOWN ON THIS DRAWING ARE SUBJECT TO CHANGE WITHOUT NOTICE

TITLE ACCESSORIES ALUMINUM RACEWAYS

TOLERANCES UNLESS OTHERWISE SPECIFIED	WIRING DEVICE - KELLEMS HUBBELL INCORPORATED BRIDGEPORT, CT
FRACTIONS ±1/64	DR. BY SRE APP. BY SRE
DECIMALS ±.005	TR. BY SCALE NONE
ANGLES ±2°	CHK'D BY SRE DATE 4/3/07

DIMENSION SHEET FOR CAT. NO.

REPAIRABLE

NON-REPAIRABLE

B

M-10613

2