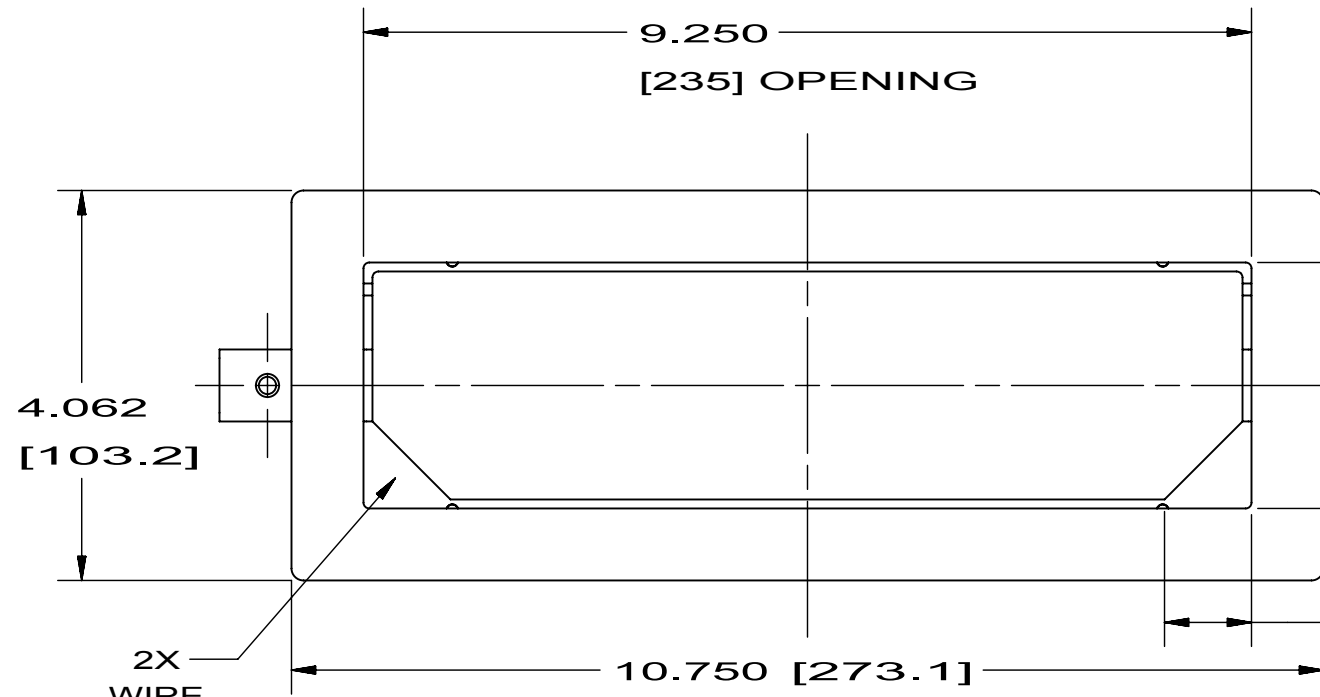
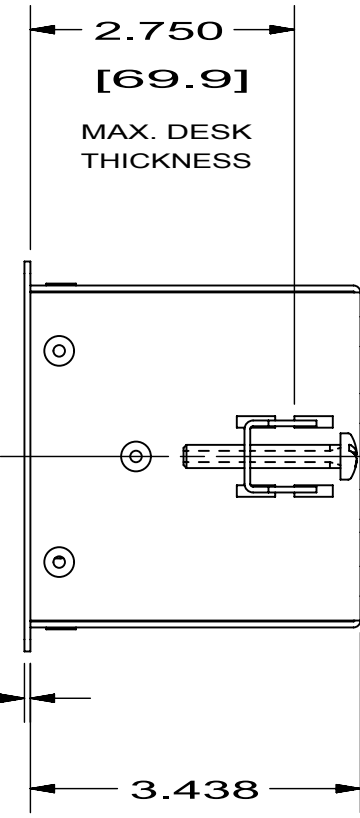


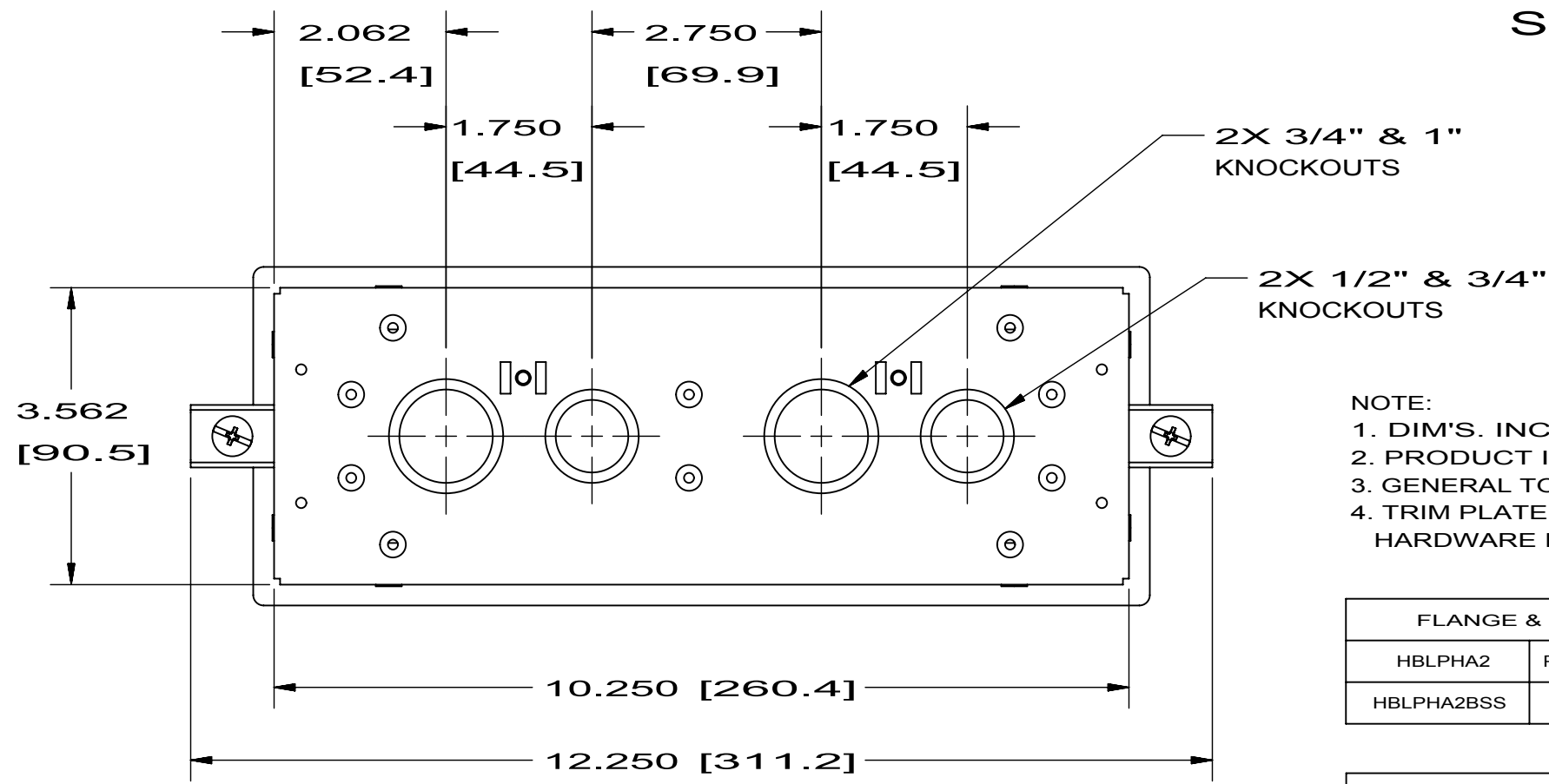
M-9081 2



TOP VIEW



SIDE VIEW



BOTTOM VIEW

NOTE:
 1. DIM'S. INCHES [MM].
 2. PRODUCT IS CSAus LISTED.
 3. GENERAL TOLERANCE $\pm .015$ " [0.38].
 4. TRIM PLATE AND MOUNTING HARDWARE INCLUDED.

FLANGE & COVER FINISH	
HBLPHA2	POWDER COATED, BLACK
HBLPHA2BSS	BRUSHED STAINLESS

CUBIC INCH CAPACITY (CM ³)		
WIRING CHAMBERS	PLUG ACCESS	TOTAL
2X 19.125 (2X 313)	67.25 (1102)	105.50 (1729)

LIST OF PARTS

DESCRIPTION	MATERIAL	FINISH
2 GANG BOX	16 G. STEEL	PRE.-GALV.
FLANGE	16 G. STEEL	SEE CHART
FLIP-UP COVER	16 G. STEEL	SEE CHART
(2) HOLD DOWN CLIPS	16 G. STEEL	POWDER COATED, BLACK
(2) 1/4-20 UNC SCREW	STEEL	ZINC PL.
(2) GRD. SCREW #10-32	STEEL	GREEN
TRIM PLATE	PVC	BLACK

2	CHANGED TOP VIEW TO SHOW REVISED COVER DESIGN. ADDED WIRE OPENING CALLOUT 4X 0.906. 2.562 OPENING WAS 2.502 PER DCN 23472. MJZ, EM	MZ	12/18/17
1	RELEASED PER DCN#10803		4-11-03
SYM	REVISIONS	APP	DATE

THE DESIGN AND DIMENSIONS OF THE PRODUCT SHOWN ON THIS DRAWING ARE SUBJECT TO CHANGE WITHOUT NOTICE

TITLE
 CUSTOMER DRAWING
 2 GANG PHANTOM W/COVER
 CAT. NO. HBLPHA2 & HBLPHA2BSS

TOLERANCES UNLESS OTHERWISE SPECIFIED	WIRING DEVICE-KELLEMS HUBBELL INCORPORATED SHELTON, CT	
.XX = $\pm .01$	DR. BY PAC	APP. BY
.XXX = $\pm .005$	TR. BY	SCALE 1/2
ANGLES = $\pm 2^\circ$	CHK. BY	DATE 4-11-03

DIMENSION SHEET FOR CAT. NO. HBLPHA2 & HBLPHA2BSS REPAIRABLE NON-REPAIRABLE B M-9081 2