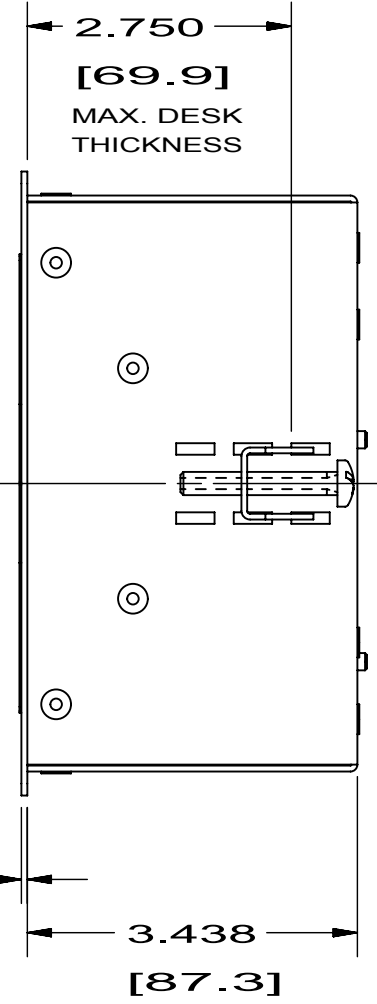
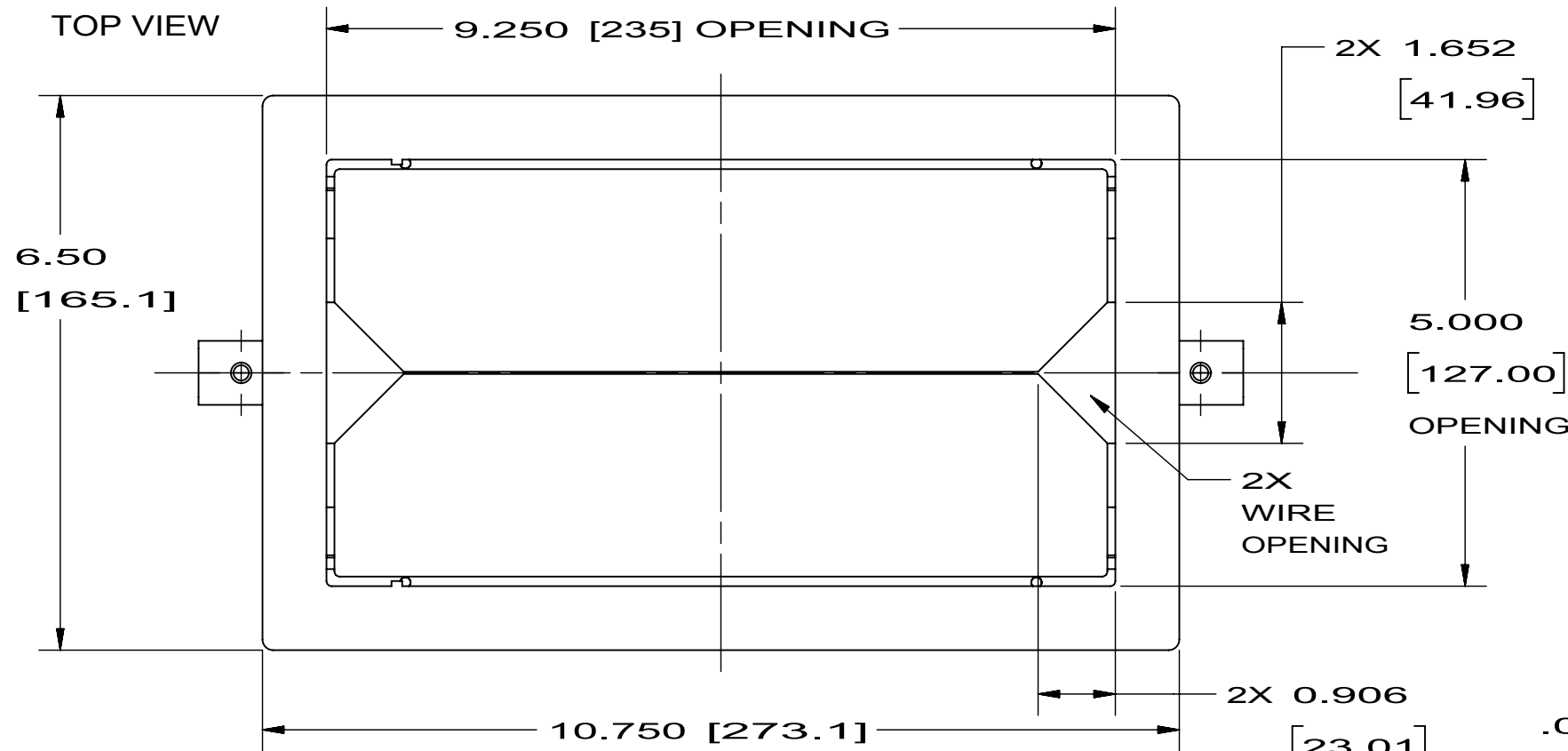


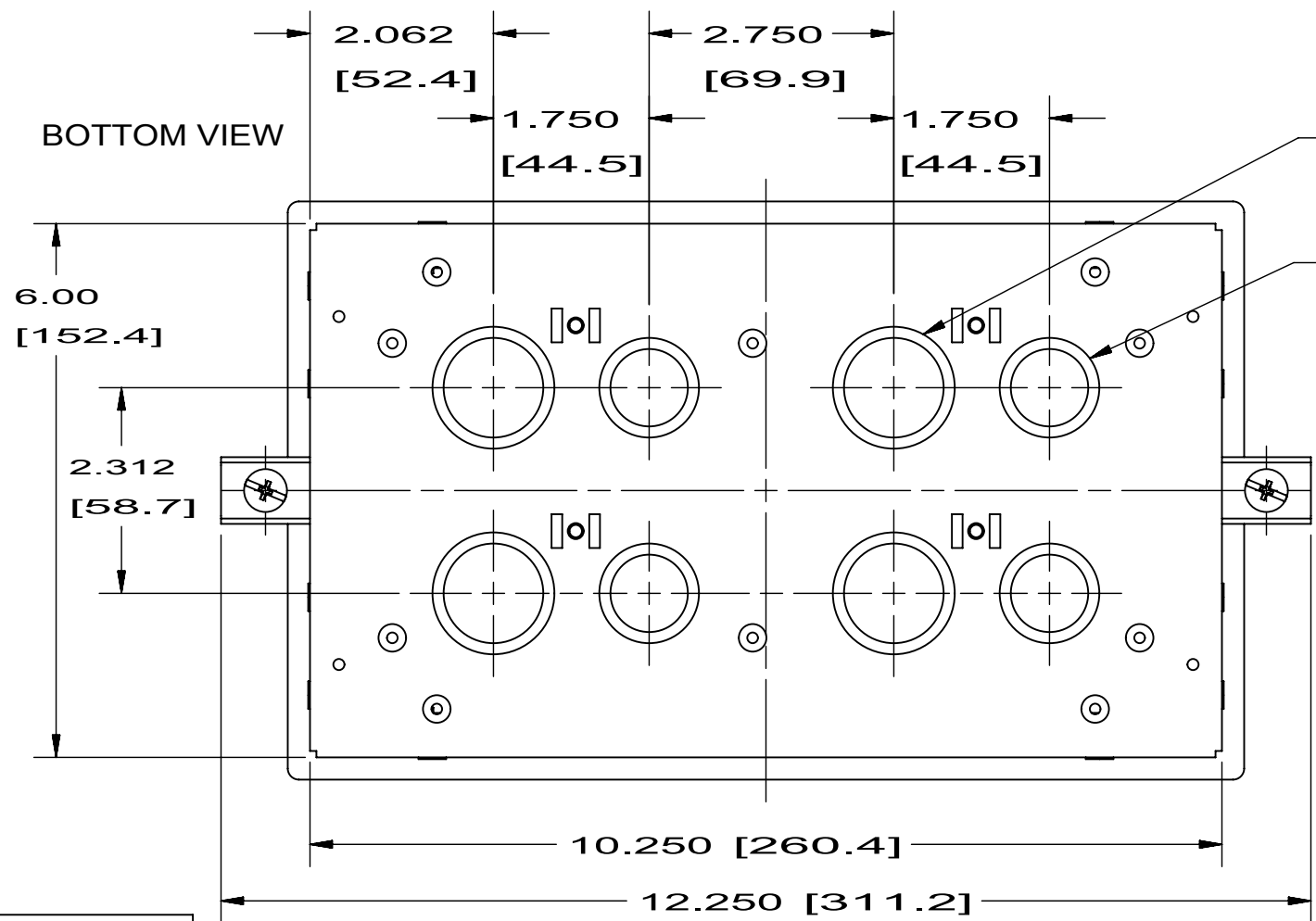
M-9082 2

TOP VIEW



SIDE VIEW

BOTTOM VIEW



4X 3/4" & 1" KNOCKOUTS
 4X 1/2" & 3/4" KNOCKOUTS

NOTE:
 1. DIM'S. INCHES [MM].
 2. PRODUCT IS CSAus LISTED.
 3. GENERAL TOLERANCE $\pm .015"$ [0.38].
 4. TRIM PLATE AND MOUNTING HARDWARE INCLUDED.

FLANGE & COVER FINISH	
HBLPHA4	POWDER COATED, BLACK
HBLPHA4BSS	BRUSHED STAINLESS

CUBIC INCH CAPACITY (CM ³)		
WIRING CHAMBERS	PLUG ACCESS	TOTAL
2X 18.375 (2X 301)	90.50 (1580)	176.50 (2890)
2X 21.625 (2X 354)		

LIST OF PARTS

DESCRIPTION	MATERIAL	FINISH
4 GANG BOX	16 G. STEEL	PRE.- GALV.
(2) FLANGE	16 G. STEEL	SEE CHART
(2) FLIP-UP COVERS	16 G. STEEL	SEE CHART
(2) HOLD DOWN CLIPS	16 G. STEEL	POWDER COATED, BLACK
(2) 1/4-20 UNC SCREW	STEEL	ZINC PL.
(2) GRD. SCREW #10-32	STEEL	GREEN
TRIM PLATE	PVC	BLACK

SYM	REVISIONS	APP	DATE
2	CHANGED TOP VIEW TO SHOW REVISED COVER DESIGN. ADDED WIRE OPENING CALLOUT, 2X 0.906, 2X1.652. 5.000 OPENING WAS 4.94 PER DCN 23472.	MZ	12/18/17
1	RELEASED PER DCN#10803		4-11-03

THE DESIGN AND DIMENSIONS OF THE PRODUCT SHOWN ON THIS DRAWING ARE SUBJECT TO CHANGE WITHOUT NOTICE

TITLE
 CUSTOMER DRAWING
 4 GANG PHANTOM W/COVERS
 CAT. NO. HBLPHA4 & HBLPHA4BSS

TOLERANCES UNLESS OTHERWISE SPECIFIED	WIRING DEVICE-KELLEMS HUBBELL INCORPORATED SHELTON, CT	
.XX = $\pm .01$.XXX = $\pm .005$ ANGLES = $\pm 2^\circ$	DR. BY PAC	APP. BY
	TR. BY	SCALE 1/2
	CHK. BY	DATE 4-11-03